

**2014
IMPORTS**

**AUTOMATIC
TRANSMISSION
PARTS
CATALOG**

DACCO

TORQUE CONVERTERS

WWW.DACCOINC.COM



CUSTOMER DRIVEN · QUALITY FOCUSED · EMPLOYEE POWERED

For more than 40 years...

Over 30,000 customers have trusted Dacco...

America's leading remanufacturer of torque converters!



**OKLAHOMA
TRANSMISSION
SUPPLY. INC.**

OKC (800) 288-3668 Tulsa (800) 369-7444
www.otsparts.com

COPYRIGHT NOTICE

Notice is hereby given that this catalog contains works reproduced under license granted by Dacco, Incorporated, an Ohio Corporation having offices at 769 Dacco Drive, Cookeville, TN 38506. The license does not grant ownership of copyright works to the author of this catalog, but rather, ownership of any copyrighted works shall remain with Dacco.

Copyrighted 2009
Dacco Incorporated

TABLE OF CONTENTS

TRANSMISSION	PAGES	SER	TRANSMISSION	PAGES	SER
ASIAN WARNER			SUBURU		
[AW450-43LE]	6-11	94	3 Speed [M41 / M41A]	300-308	66
[AW50-40LE / AW50-42LE]	12-20	59	4 Speed [R4AX-EL] (EC8 / 4EAT)	310-321	69
[AW55-50SN / AW55-51SN]	22-31	59	[ECVT]	322-325	43
[AW60-40LE]	32-36	59	TOYOTA / LEXUS		
HONDA / ACURA			[A40 SERIES] (A40 - A46)	328-340	67
Honda 2 Speed	43	78	[A340 / A341 / A343 / R150F] (Trans Case)	342-356	97
Honda 3 Speed	44-46	88	[A440F / A442F]	358-363	94
Acura NSX [MR9A]	47	98	[A650E]	364	97
Honda 4 Speed (2-Shaft) [AK/ AS/ CA/ F4/ G4/K4/ L4/ L5/ P1/ PL5X/ PY8A/ MY8A/ ML4A]	48-62	88	[A750E / A750F] [A761E]	365-372	127
Honda 4 Speed (3-Shaft) [PX4B/ AOYA/ APXA/ A6VA/ BOYA/ MP1A/ MPJA/ MPOA/ MPXA/ MPWA]	64-72	98	[A55] (TERCEL)	374-375	87
Civic (2 & 3 Shaft) [A4RA/ B4RA/ B46A/ BDRA/ BMXA/ M4RA/ S4RA/ SLXA]	74	88	[A130 / A140 / A240 SERIES]	376-393	89
[A24A/ M24A/ S24A/ MDLA/ MDMA/ MYTA/ MP7A/ SP7A/ S4XA/ SKWA]	76-87	88	[A540E / A540H / A541E SERIES]	394-404	89
Acura (INTEGRA) [RO / MPRA]	88-93	88	[U140/ U240/ 241/ U150/ 151/ U250 SERIES]	406-420	57
Civic CVT [M4VA / MLYA / SLYA / SZCA]	94-95	88	[U340 / U341E / U341F]	422-428	57
Honda / Acura 4 Speed [BAXA / MAXA / B6VA / M6HA / MDWA]	96-102	98	[U660E]	430-436	157
Honda 4 & 5 Speed [B7TA/ B7VA/ B7XA/ B7YA/ M7ZA/ M7ZA/ MPZA]	104	121	VW / AUDI		
[BAYA/ BGHA/ BVGA/ BYBA/ B7WA/ MAYA/ MFYA/ MGHA/ MGSA/ M7WA]	106-118	121	[VW003]	438-439	39
Acura [MPWA] (VIGOR) [M1WA / MPYA/ M5DA]	120-130	88	[VW010 / 087 / 089 / 090]	440-446	79
MAZDA			[AG4] 095-096 (01M) / 098 (01P) / 097 (01N)	448-459	119
[F3A]	132-138	91	[AWTF60-SN] (09G) (09K) (09M)	460-463	133
[JF506E] [JA5A-EL / 5F31J / RE5F01A / 09A]	140-150	122	[AWTR60-SN] (09D)	464-466	134
MERCEDES			ZF		
[722.0 / 722.1 / 722.2]	152-157	68	[ZF4HP22 / ZF4HP24]	468-476	82
[722.3 / 722.4 / 722.5]	158-166	68	[ZF4HP14 / ZF4HP18]	478	85
[722.6]	168-175	68	[ZF4HP18FLA]	480-490	85
MITSUBISHI / HYUNDAI			[ZF5HP18]	492-493	85
KM170-177	176	42	[ZF5HP19 / FL / FLA]	494-502	85
[F4A33/ W4A32/ W4A33]	178	41	[ZF5HP24]	504-510	114
[A4AF3/ A4BF2/ A4AF1/ A4AF2/ A4BF1/ A4CF1/2]	180-202	41	[ZF5HP30]	512-517	85
[F4A41 / F4A42 / W4A42 / F4A51 / F5A51]	204-216	41	**VENDOR ADS**		
[R4A51 / V4A51 / R5A51 / V5A51]	218-224	47	Allomatic	42	
NISSAN			Borg Warner	373	
[L3N71B / L4N71B / N4A-EL] (MAZDA)	226-235	66	Dacco Converters	Back Front Cover	
[RL4R01A/ RE4R01A / RE4R03A / R4A-EL]	236	69	Sonnax (Zip Kit)	503	
[RG4R01A / JR403E]	238-250	69	Lube Gard	Back Cover	
[RE5R05A]	252-260	123	Transgo	Inside Back Cover	
[RN3F01A / RL3F01A]	262-267	83	Rostra	429	
[RL4F02A / RE4F02A]	268-277	93	**MISC.**		
[RL4F03A / RE4F03A / RE4F03V]	278	99	Vehicle to Transmission Guide	518-523	
[RE4F04A/ RE4F04B/ RE4F04V/ 4F20E/ JF403E]	280-292	63	5-Speed Solenoid & Switches Quick Ref Chart	40	
RENAULT			5-Speed Overhaul & Filters Quick Ref Chart	39	
[MB1 / MB3 / MJ3]	294-299	52	5-Speed Differential Bearings Quick Ref Chart	38	
			Conversion Guide (Inches to Millimeters)	524-525	
			Vintage Transmissions	405	
			Transaver-Coolers	447	
			A40 SERIES- Model Designation Chart	327	
			Technical Manuals (Imports)	526-527	

Model Year Identification

Unless otherwise specified, years expressed in this catalog refer to the model year of the vehicle. Use the chart below to identify the model year represented by the 10th digit of the VIN (Vehicle Identification Number). The VIN is found on a sticker located on the driver's door and on a metal plate located at the bottom of the driver's side front windshield.

Code	Year	Code	Year	Code	Year	Code	Year
A=	1980	L=	1990	Y=	2000	A=	2010
B=	1981	M=	1991	1=	2001	B=	2011
C=	1982	N=	1992	2=	2002	C=	2012
D=	1983	P=	1993	3=	2003	D=	2013
E=	1984	R=	1994	4=	2004	E=	2014
F=	1985	S=	1995	5=	2005	F=	2015
G=	1986	T=	1996	6=	2006	G=	2016
H=	1987	V=	1997	7=	2007	H=	2017
J=	1988	W=	1998	8=	2008	J=	2018
K=	1989	X=	1999	9=	2009	K=	2019

REBUILDER KIT DEFINITIONS

Gasket & Rubber Kit

*Includes all Gaskets, Rubber O-Rings, Lip Seals and Lathe Cut Seals

Overhaul Kit

*Gasket & Rubber Kit, Metal Clad Seals, and Sealing Rings

Banner Kit

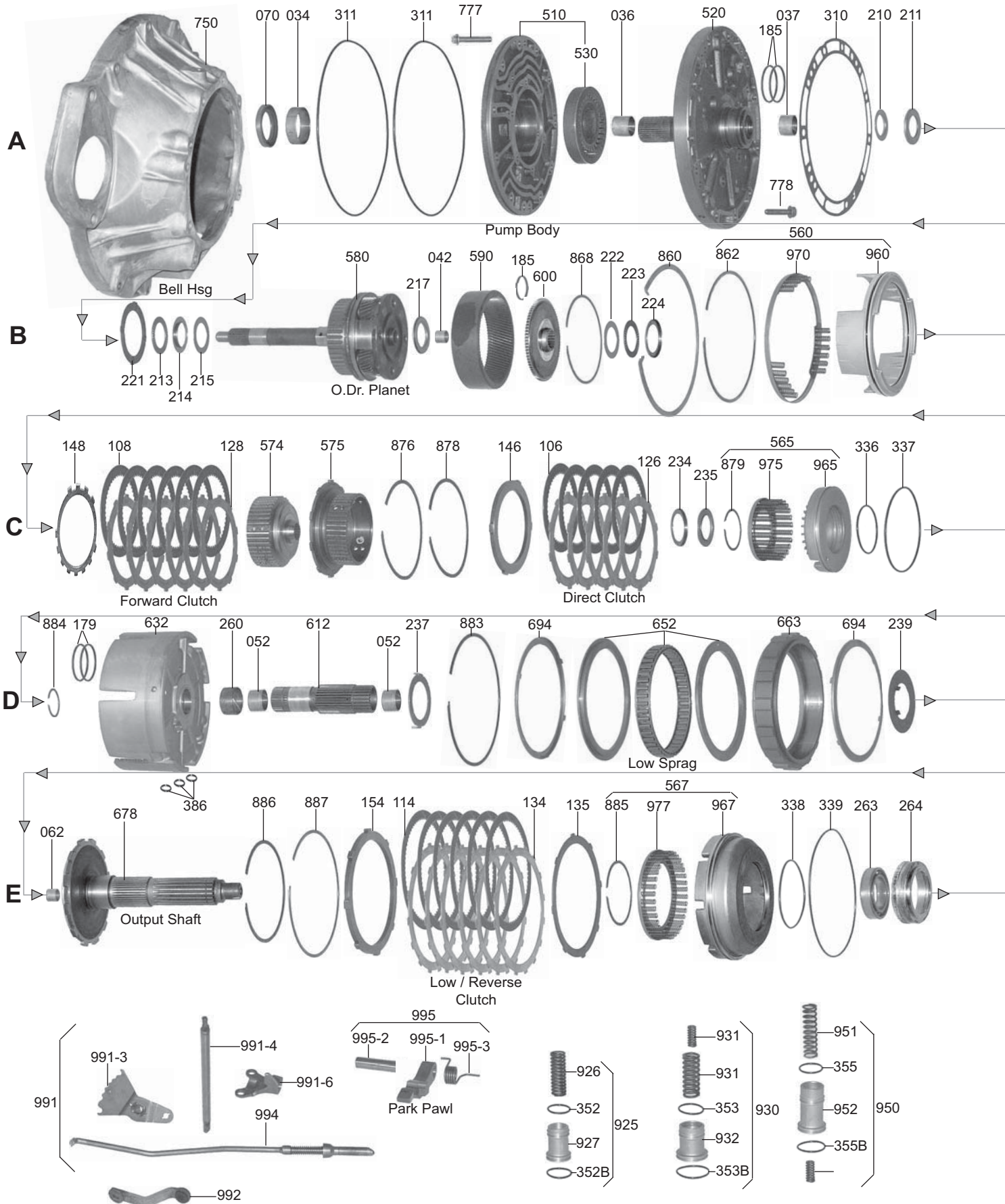
*Gasket & Rubber Kit, Metal Clad Seals, Sealing Rings, & Friction Clutches

Master Kit

*Gasket & Rubber Kit, Metal Clad Seals, Sealing Rings, Friction Clutches, & Steel Clutches


AW450-43LE

RWD 4 Speed



AW450-43LE

RWD 4 Speed



AW450-43LE

ILL#	PART#	DESCRIPTION	QTY	REF #
		OVERHAUL KIT		
	K94900C	Overhaul Kit, [A450-43LE] (Medium Truck, GM, Isuzu, Fuso, Mitsubishi, Nissan) 1/1998-Up	1	
		MASTER L/STEEL KIT		
	DK9400C-S	Master L/Steels Kit, [A450-43LE] 1998-Up	1	
		MASTER W/STEEL KIT		
	DK9400C	Master W/Steels Kit, [A450-43LE] 1998-Up	1	
		FILTER		
010	94710C	Filter, [A450-43LE] 1998-Up	1	8-94428489-0
		FILTER KIT		
	FK94710C	Filter Kit, [A450-43LE] 1998-Up	1	
		BUSHINGS		
	K94000C	Bushing Kit, [A450-43LE] (10-Bushings) 1998-Up	1	
034	94005	Bushing, [A450-43LE] (Pump Body) 1998-Up	1	
		METAL CLAD SEALS		
070	94151	Seal, [A450-43LE] (Front Pump) 1998-Up	1	8-97218-280-0
072	78197	Seal, [A450-43LE] (Manual Lever Shaft) 1998-Up	1	90311-12002
074	94152A	Seal, [A450-43LE] (Extension Housing) 1998-Up	1	8-97202-071-0
		FRICTION CLUTCHES		
100	94100B	Friction, [A450-43LE] (Overdrive Brake Clutch) (.083") (20-Teeth) 1998-Up	3	97257023
102	94102A	Friction, [A450-43LE] (Overdrive Direct Clutch) (.083") (47-Teeth) 1998-Up	3	97257043
104	94100	Friction, [A450-43LE] (2nd Brake Clutch) (.083") (70-Teeth) 1998-Up	5	35633-36060
106	94102	Friction, [A450-43LE] (Direct Clutch) (.083") (46-Teeth) 1998-Up	5	35633-60040
108	94102	Friction, [A450-43LE] (Forward Clutch) (.083") (46-Teeth) 1998-Up	7	35633-60040
114	94104	Friction, [A450-43LE] (Low / Reverse) (.067") (70-Teeth) 1998-Up	6	35633-60030
	K94100C	Friction Module, [A450-43LE] 1998-Up	1	
		STEEL CLUTCHES		
120	94105A	Steel, [A450-43LE] (Overdrive Brake Clutch) (.095") (6-Teeth) (6.400"ID) 1998-Up	2	35632-60010
122	94101D	Steel, [A450-43LE] (Overdrive Direct Clutch) (.078") (20-Teeth) 1998-Up	3	97246969
124	94105F	Steel, [A450-43LE] (2nd Brake Clutch) (.110") (6-Teeth) 1998-Up	5	
126	94101B	Steel, [A450-43LE] (Direct Clutch) (.095") (10-Teeth) 1998-Up	5	35634-36020
128	94101	Steel, [A450-43LE] (Forward Clutch) (.071") (10-Teeth) 1998-Up	AR	35634-36010
128	94101E	Steel, [A450-43LE] (Forward Clutch) (.075") (10-Teeth) 1998-Up	6	97256967
128	94101C	Steel, [A450-43LE] (Forward Clutch) (.078") (10-Teeth) 1998-Up	AR	35634-36040
128	94101A	Steel, [A450-43LE] (Forward Clutch) (.087") (10-Teeth) 1998-Up	AR	35634-36050
128	94101B	Steel, [A450-43LE] (Forward Clutch) (.095") (10-Teeth) 1998-Up	AR	35634-36020
134	94103	Steel, [A450-43LE] (Low / Reverse Clutch) (.071") (16-Teeth) 1998-Up	AR	35632-36020
134	94103A	Steel, [A450-43LE] (Low / Reverse Clutch) (.095") (16-Teeth) 1998-Up	AR	35632-36030
134	94103B	Steel, [A450-43LE] (Low / Reverse Clutch) (.110") (16-Teeth) 1998-Up	6	
135	94965C	Cushion Steel, [A450-43LE] (Low / Reverse Clutch) (.100") (8-Teeth) 1998-Up	1	
	K94110C	Steel Module, [A450-43LE] 1998-Up	1	
		CLUTCH PRESSURE PLATES		
140	94715	Pressure Plate, [A450-43LE] (Overdrive Brake Clutch) (Top) (.195") (6-Teeth) 1998-Up	1	
141	94715C	Pressure Plate, [A450-43LE] (Overdrive Brake Clutch) (Bottom) (.158") (6-Teeth) 1998-Up	1	
142	94716C	Pressure Plate, [A450-43LE] (Overdrive Direct Clutch) (Top) (.192") (20-Teeth) 1998-Up	1	
144	94717	Pressure Plate, [A450-43LE] (2nd Brake Clutch) (Top) (.198") (6-Teeth) 1998-Up	1	
146	94719C	Pressure Plate, [A450-43LE] (Direct Clutch) (Top) (.193") (Cast # A) (4-Teeth) 1998-Up	1	

AW450-43LE

ILL#	PART#	DESCRIPTION	QTY	REF #
		CLUTCH PRESSURE PLATES (Cont)		
148	94964	Wavy Steel, [A450-43LE] (Forward Clutch) (Bottom) (.078") (10-Teeth) 1998-Up	1	
154	94721	Pressure Plate, [A450-43LE] (Low / Reverse Clutch) (Top) (.260") (8-Teeth) 1998-Up	1	
154	94721A	Pressure Plate, [A450-43LE] (Low / Reverse Clutch) (Top) (.276") (8-Teeth) 1998-Up	1	
		OIL SEALING RINGS		
	K94903A	Ring Kit, [A450-43LE] 1998-Up	1	
		WASHERS & BEARINGS		
210	94431	Race, [A450-43LE] (Stator to Overdrive Direct Drum) (1.685"OD) (.025" Thick) 1998-Up	1	
210	94431A	Race, [A450-43LE] (Stator to Overdrive Direct Drum) (1.685"OD) (.034" Thick) 1998-Up	1	
210	94431B	Race, [A450-43LE] (Stator to Overdrive Direct Drum) (1.685"OD) (.049" Thick) 1998-Up	1	
211	94421	Bearing, [A450-43LE] (Stator to Overdrive Direct Drum) (1.885"OD) 1998-Up	1	
213	94437	Race, [A450-43LE] (Overdrive Direct Drum to Planet) (Top Hat) (1.815"OD) 1998-Up	1	
214	94430	Bearing, [A450-43LE] (Overdrive Drum to Planet) (1.810"OD) 1998-Up	1	
215	94438	Race, [A450-43LE] (Overdrive Drum to Planet) (1.810"OD) (.031" Thick) 1998-Up	1	
217	94422	Bearing W/Race, [A450-43LE] (Overdrive Planet to Hub) (1.642"OD) 1998-Up	1	
219	94423	Caged Needle Bearing, [A450-43LE] (Overdrive Support to Forward Drum Shaft) (1.300"OD) 1998-Up	1	
220	94401	Washer, [A450-43LE] (Overdrive Sprag) (57 Teeth) (.056") 1998-Up	1	
221	94404	Washer, [A450-43LE] (Overdrive Sprag Race to Planet) (2-Tabs) (3-Wide Teeth) 1998-Up	1	
222	94439	Race, [A450-43LE] (Overdrive Hub to Support) (2.295"OD) (.031" Thick) 1998-Up	1	
223	94419	Bearing, [A450-43LE] (Overdrive Hub to Support) (2.295"OD) (.077" Thick) 1998-Up	1	
224	94440	Cup Race, [A450-43LE] (Overdrive Hub to Support) (2.377"OD) (1.460"ID) 1998-Up	1	
225	94432	Cup Race, [A450-43LE] (Support to Forward Drum) 1998-Up (*Also Forward Clutch Hub Front & Rear)	3	
226	94423	Bearing, [A450-43LE] (Support to Forward Drum) (2.039"OD) (.077" Thick) 1998-Up	1	
227	94433	Race, [A450-43LE] (Support to Forward Drum) (Top Hat) (1.970"OD) 1998-Up	1	
228	94444	Shim, [A450-43LE] (Support to Forward Drum) (.039") 1998-Up	1	
228	94444A	Shim, [A450-43LE] (Support to Forward Drum) (.049") 1998-Up	1	
228	94444B	Shim, [A450-43LE] (Support to Forward Drum) (.059") 1998-Up	1	
228	94444C	Shim, [A450-43LE] (Support to Forward Drum) (.069") 1998-Up	1	
231	94432	Cup Race, [A450-43LE] (Forward Drum to Forward Hub) 1998-Up	1	
232	94424	Bearing & Race, [A450-43LE] (Forward Drum to Hub) (2.038"OD) 1998-Up (*Also Hub to Direct Drum)	2	
234	94424	Bearing & Race, [A450-43LE] (Forward Hub to Direct Drum) (2.038"OD) 1998-Up	1	
235	94432	Cup Race, [A450-43LE] (Forward Hub to Direct Drum) 1998-Up	1	
237	94402	Washer, [A450-43LE] (Front Planet) (Front) (.070" Thick) (2-Tab) 1998-Up	1	
239	94445	Shim, [A450-43LE] (2nd Brake Support to Front Planet) (4-Inner Tabs) (Steel) 1998-Up	1	
245	94403C	Washer, [A450-43LE] (Front to Rear Planet Plastic) (4.238"OD) (4-Tab) 1998-Up	1	
246	94426	Bearing & Race, [A450-43LE] (Rear Sun Gear to Hub) (2.084"OD) (.108" Thick) 1998-Up	1	
260	94427	Caged Bearing, [A450-43LE] (1.300"OD) (.585" Thick) 1998-Up	1	
263	94428	Ball Bearing, [A450-43LE] (Case to Output Shaft) (2.950"OD) (1.770"ID) 1998-Up	1	
264	94436	Race, [A450-43LE] (Presses In Case) (3.165"OD) (.875" Thick) 1998-Up	1	
265	94429C	Ball Bearing, [A450-43LE] (Extension Housing) (1.416"ID) 1998-Up	1	
		GASKETS & RUBBER COMPONENTS		
300	94500	Pan Gasket, [A450-43LE] (Bottom)	1	35168-36010
310	94510	Gasket, [A450-43LE] (Pump) 1998-Up	1	35313-36010
311	94529	O-Ring, [A450-42LE] (Pump) 1998-Up	1	90301-99029
		ELECTRICAL COMPONENTS		
410	94947C	Switch, [A450-43LE] (Neutral Safety) (2-Bolt) (9-Wire) (18-1/2" Wire Harness) 1998-Up	1	

AW450-43LE

ILL#	PART#	DESCRIPTION	QTY	REF #
ELECTRICAL COMPONENTS (Cont)				
420	K94956	Solenoid Kit, [A450-43LE] (4-Solenoid) (With 2-Shift, 1-Timing & 1-Lock-Up) (*EPC Not Included)	1	Rostra
420	K94956A	Solenoid Kit, [A450-43LE] (5-Solenoid) (With 2-Shift, 1-Timing, 1-Lock-Up & EPC)	1	
431	94953	Solenoid, [A450-43LE] (EPC) 1999-Up	1	
436	94958C	Sensor, [A450-43LE] (Output Speed) (1-Bolt & 2-Wire) (14" Harness) 1998-Up	1	
437	94958	Sensor, [A450-43LE] (Screw In) (Brass) (18" Harness) (1-Wire Type) (By Cooler Fittings) 1998-Up	1	
446	94998C	Wire Harness, [A450-43LE] (Internal / External) (8-Wire Connectors) (5-Connectors to Valve Body) 1998-Up	1	
HARD PARTS				
500	94911C	Pump, [A450-43LE] (11-Teeth Inner Gear) (.510" Thick) (11-Bolts to Case) 1998-Up	1	
510	94912C	Pump Body, [A450-43LE] (11-Teeth Inner Gear) (.510" Thick) (11-Bolts to Case) 1998-Up	1	
520	94913C	Stator, [A450-43LE] (2.207" Diameter Ring Tower) 1998-Up	1	
551	94975C	Drum, [A450-43LE] (Overdrive Direct Clutch) (20-Teeth Steels) (Stamped Steel) (38-Teeth Sun Gear) 1998-Up	1	
554	94978C	Drum, [A450-43LE] (Forward Clutch) (58-Teeth PTO Gear) (.950" Diameter Splines) 98-Up	1	
555	94972C	Drum, [A450-43LE] (Direct Clutch) (10-Teeth Steels) (1" Long Outer Splines) 1998-Up	1	
574	94322C	Hub, [A450-43LE] (Forward Clutch) (21-Inner Splines) (2.098" Tall) 1998-Up	1	
575	94323	Pressure Plate & Hub, [A450-43LE] (Forward Clutch) (Top) (10-Teeth) (42-Clutch Splines) 1998-Up	1	
580	94977C	Planet, [A450-43LE] (Overdrive) (38-Teeth Sun Gear) (47-Teeth Clutch Splines) 1998-Up	1	
582	94747	Planet, [A450-43LE] (Forward) (Straight Cut Gears) (28-Holes In Sprag Race) 1998-Up	1	
584	94976C	Planet, [A450-43LE] (Rear) (Straight Cut Gears) (3.063" Thick) 1998-Up	1	
590	94656C	Ring Gear, [A450-43LE] (Overdrive Planet) (90-Teeth) (Right Angle Gears) (1.762" Wide) 1998-Up	1	
592	94774C	Ring Gear, [A450-43LE] (Forward) (1.406" Thick) (Straight Teeth) 1998-Up	1	
594	94825C	Ring Gear, [A450-43LE] (Rear) (Straight Teeth) (1.780" Thick) 1998-Up	1	
600	94657C	Hub, [A450-43LE] (Overdrive Planet) (90-Teeth) (20-Splines) 1998-Up	1	
604	94826C	Hub, [A450-43LE] (Rear) (21-Spline) (82-Straight Teeth on Overdrive) 1998-Up	1	
612	94989C	Sun Gear, [A450-43LE] (Forward) (28-Straight Teeth) (5.660" Long) 1998-Up	1	
614	94990C	Sun Gear, [A450-43LE] (Rear) (45-Straight Teeth) (With 1-Groove) (1.391" Thick) 1998-Up	1	
630	94983C	Support, [A450-43LE] (Overdrive Brake) (6-1/8" Tall) (Aluminum) 1998-Up	1	
632	94658	Support, [A450-43LE] (2nd Brake) (3-7/16" Tall) (Aluminum) 1998-Up	1	
SPRAGS & ONE WAY CLUTCHES				
650	94728	Sprag, [A450-43LE] (Overdrive Sprag) (22-Elements) (.610" Wide) 1998-Up	1	
652	94727A	Sprag, [A450-43LE] (Low) (46-Elements) (6-3/16"OD) (.808" Wide) 1998-Up	1	
652	K94727A	Sprag Assembly, [A440 / A450-43LE] (Low) (46-Element) (6-3/16"OD) (.808" Wide Sprag) (With 16-Lug Outer Race)	1	
HARD PARTS				
661	94652	Outer Race, [A450-43LE] (Overdrive Sprag) (57 Teeth) (2.810"ID) 1998-Up	1	
663	94652A	Outer Race, [A450-43LE] (Low Sprag) (16-Lugs) (1.145" Thick) (6-1/8"OD) 1998-Up	1	
672	94979C	Input Shaft, [A450-43LE] (9-1/4" Long) 1998-Up	1	
678	94980C	Output Shaft, [A450-43LE] (2WD) (8" Long) (.860"OD at Threaded End) 1998-Up	1	
690	94690C	Park Gear, [A450-43LE] (18-Lugs) (No Rings & No Governor) 1998-Up	1	
VALVE BODY				
740	94987C	Valve Body, [A450-43LE] (5-Solenoids) 1998-Up	1	
VALVE BODY COMPONENT				
	94688	Plate, [A450-43LE] (Accumulator) (10-Holes) 1998-Up	1	

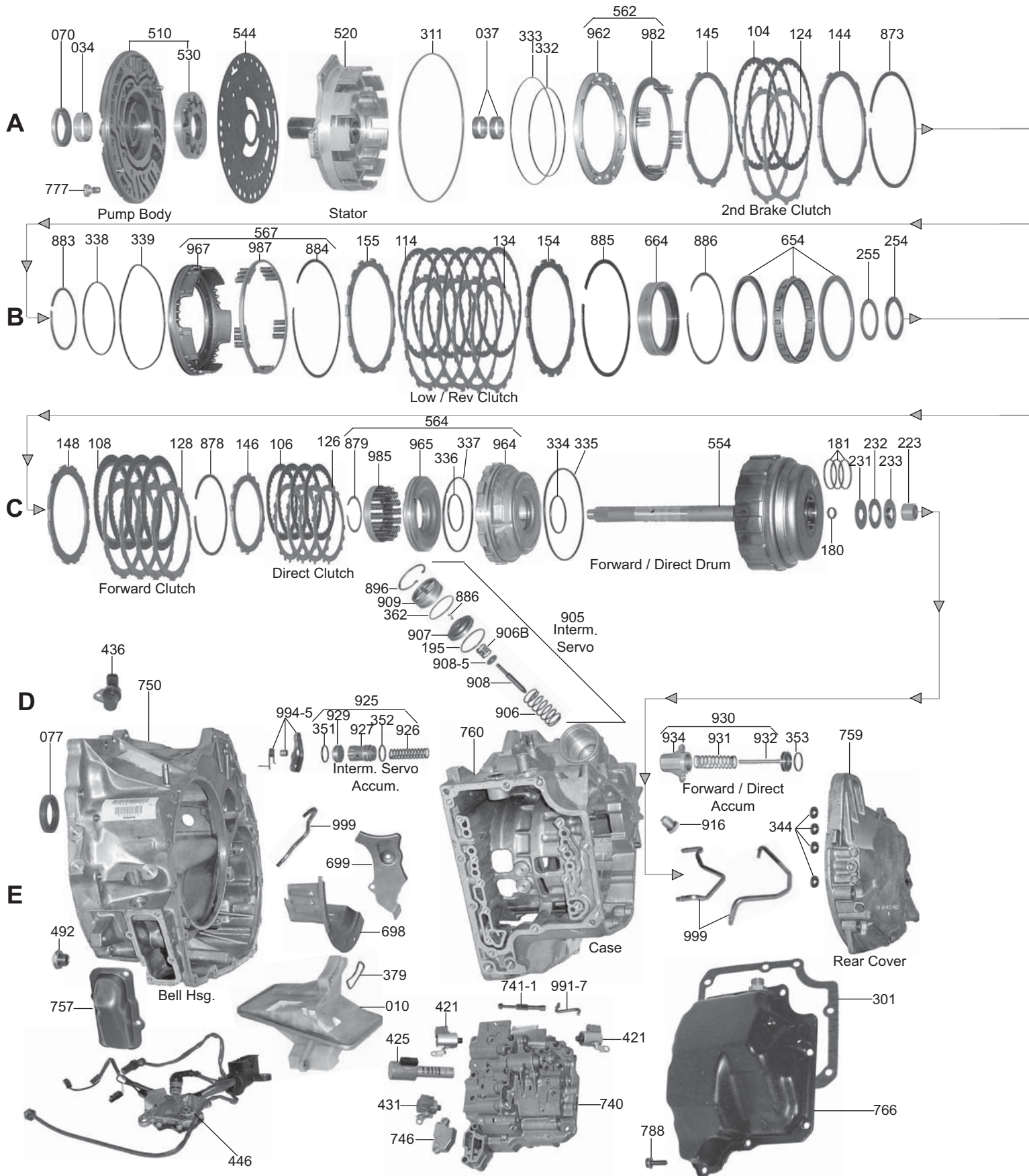
AW450-43LE

ILL#	PART#	DESCRIPTION	QTY	REF #
		HARD PARTS (Cont)		
750	94895C	Bell Housing, [A450-43LE] (Open Starter Hole at 9:30) (2-Case Dowel Pins) 1998-Up	1	
760	94981C	Case, [A450-43LE] (With PTO Side Mounts) (17" Long) 1998-Up	1	
765	94801C	Pan, [A450-43LE] (20-Bolts) (Front Driver Side Filler Tube) 1998-Up	1	
770	94982C	Extension Housing, [A450-43LE] (2WD) (6-1/2" Long) (8-Mounting Holes) (Aluminum) 98-Up	1	
798	94948	Nut, [A450-43LE] (Output Shaft to Brake Drum) 1998-Up	1	
847	94227	Speed-O Gear, [A450-43LE] (5-Teeth) (20-Splines to Output Shaft) 1998-Up	1	
	K94928C	Kit, Snap Ring, [A450-43LE] 1998-Up	1	
925	K94890C	Accumulator Assembly, [A450-43LE] (B0- Accumulator) 1998-Up	1	
930	K94891C	Accumulator Assembly, [A450-43LE] (C2- Accumulator) 1998-Up	1	
936	94893C	Spring, [A450-43LE] (C1- Accumulator) (3.655" Long) 1998-Up	1	
937	94890	Piston, [A450-43LE] (C1- Accumulator) (2.495" Long) 1998-Up	1	
939	94988	Cover, [A450-43LE] (C1- Accumulator) (4-Bolt) (Aluminum) 1998-Up	1	
950	K94892C	Accumulator Assembly, [A450-43LE] (B2- Accumulator) 1998-Up	1	
960	94806C	Piston, [A450-43LE] (Overdrive Brake Clutch) (2.235") 1998-Up	1	
961	94807C	Piston, [A450-43LE] (Overdrive Direct Clutch) (24-Springs) (2.550"ID) 1998-Up	1	
962	94808C	Piston, [A450-43LE] (2nd Brake) (1.400" Thick) (5.735"ID) 1998-Up	1	
964	94809C	Piston, [A450-43LE] (Forward Clutch) (22-Spring Pockets) (4.985"OD) 1998-Up	1	
965	94810C	Piston, [A450-43LE] (Direct Clutch) (.675" Thick) (22-Springs) (4.672"OD) 1998-Up	1	
967	94811C	Piston, [A450-43LE] (Low / Reverse Clutch) (2-1/16" Thick) (6-7/8"OD) 1998-Up	1	
970	94970C	Spring Retainer, [A450-43LE] (Overdrive Clutch) (7-1/4"OD) 1998-Up	1	
971	94971C	Retainer, [A450-43LE] (Overdrive Direct Clutch) (24-Springs) (3.550"OD) 1998-Up	1	
974	94972	Retainer, [A450-43LE] (Forward Clutch) (22-Spring) (3.332"OD) 1998-Up (*Also Direct Clutch Retainer)	1-2	
975	94972	Retainer, [A450-43LE] (Direct Clutch) (22-Spring) (3.332"OD) 1998-Up	1	
977	94973	Spring & Retainer, [A450-43LE] (Low / Reverse) (36-Springs - 5"OD) (3-5/8"OD) 1998-Up	1	
991	K94676C	Linkage Assembly, [A450-43LE] (Internal) 1998-Up	1	
994	94677C	Park Rod, [A450-43LE] (.393"OD) (17" Long) 1998-Up	1	
995	K94678C	Park Pawl Assembly, [A450-43LE] (3-Pieces) 1998-Up	1	
996	K94280C	Fitting Set, [A450-43LE] (Cooler Line) 1998-Up	1	

NOTES:

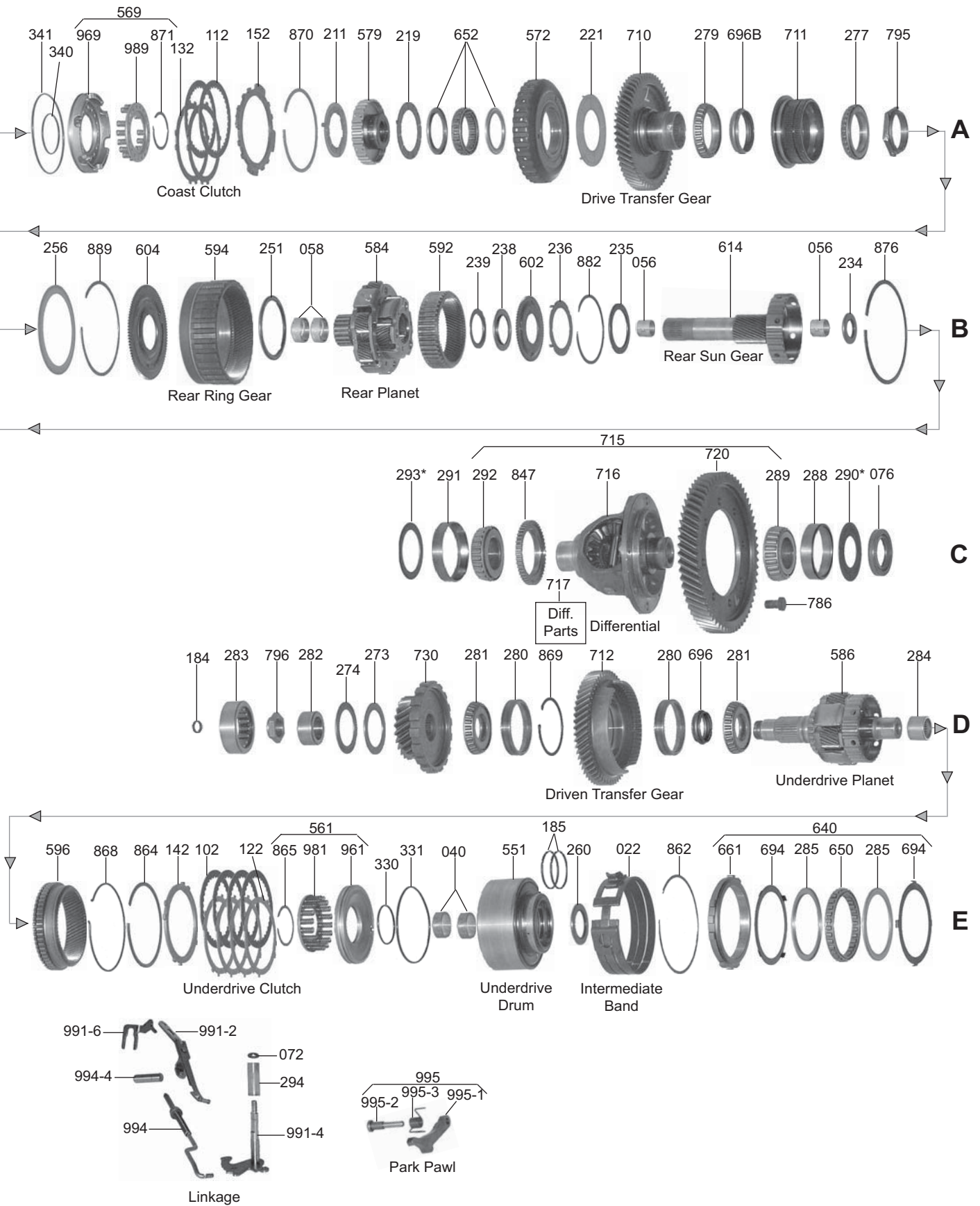
AW50-40LE / AW50-42LE

FWD 4 Speed



AW50-40LE / AW50-42LE

FWD 4 Speed



AW50-40LE / AW50-42LE

ILL#	PART#	DESCRIPTION	QTY	REF #
		OVERHAUL KIT		
	K59900	Overhaul Kit, [AW50-40LE / 50-42LE] 1989-Up	1	
		MASTER L/STEEL KITS		
	DK5900-S	Master L/Steels Kit, [AW50-40LE / 50-42LE] 1989-E97	1	
	DK5900B-S	Master L/Steels Kit, [AW50-40LE / 50-42LE] (33-Teeth) (2nd Brake) L1997-98 (4.26" Direct & Underdrive Frictions)	1	
	DK5900C-S	Master L/Steels Kit, [AW50-40LE / 50-42LE] (40-Teeth) (2nd Brake) 1999-Up (4.50" Direct & Underdrive Frictions)	1	
		MASTER W/STEEL KITS		
	DK5900	Master W/Steels Kit, [AW50-40LE / 50-42LE] 1989-E97	1	
	DK5900B	Master W/Steels Kit, [AW50-40LE / 50-42LE] (33-Teeth) (2nd Brake) L1997-98 (4.26" Direct & Underdrive Frictions)	1	
	DK5900C	Master W/Steels Kit, [AW50-40LE / 50-42LE] (40-Teeth) (2nd Brake) 1999-Up (4.50" Direct & Underdrive Frictions)	1	
		FILTERS		
010	59710	Filter, [AW50-40LE / 50-42LE] (*Except Volvo S-70 & Saab) 1989-Up	1	90348726
010	59710B	Filter, [AW50-40LE / 50-42LE] (Volvo S-70 & Saab) 1997-Up	1	30681088
		BAND		
022	59700	Band, [AW50-40LE / 50-42LE] (Intermediate) (1.471" Wide) (5-5/16"OD) 1989-Up	1	5040735001U
		BUSHINGS		
	K59901	Bushing Kit, [AW50-40LE / 50-42LE] 1989-Up	1	
034	67001	Bushing, [AW50-40LE / 50-42LE] (Front Pump) 1989-Up	1	
058	59015	Bushing, [AW50-40LE / 50-42LE] (Rear Planet) (Front) (No Groove) (1.165"ID)	1	
058	59015A	Bushing, [AW50-40LE / 50-42LE] (Rear Planet) (Rear) (With Groove) (1.165"ID)	1	
		METAL CLAD SEALS		
070	67550	Seal, [AW50-40LE / 50-42LE] (Pump) 1898-Up	1	6843111-3
072	78197	Seal, [AW50-40LE / 50-42LE] (Manual Shaft) 1989-Up	1	3520746-3
076	59152	Seal, [AW50-40LE / 50-42LE] (Axle) (Both Sides) (1.520"ID) (2.483"OD) (Volvo) 1989-Up	2	6843112-1
076	59152C	Seal, [AW50-42LE] (Axle) (Both Sides) (Opel) 1989-Up	2	90342143
		FRICTION CLUTCHES		
102	59100	Friction, [AW50-40LE / 50-42LE] (Underdrive Clutch) (.067") (34-Teeth) (4.260"OD) 89-Up	4	90542422
102	59100C	Friction, [AW50-40LE / 50-42LM] (Underdrive Clutch) (.067") (34-Teeth) (4.482"OD) 99-Up	4	24220778
104	59102	Friction, [AW50-40LE / 50-42LE] (2nd Brake Clutch) (.067") (33-Teeth) (6.302"OD) 89-98	3	90348796
104	59108B	Friction, [AW50-40LE / 50-40LM] (2nd Brake Clutch) (.067") (40-Teeth) (6.302"OD) 99-Up	5-6	24220537
104	59108A	Friction, [AW50-40LE / 50-40LM] (2nd Brake Clutch) (.075") (40-Teeth) (6.302"OD) 99-Up	4	
106	59100	Friction, [AW50-40LE / 50-42LE] (Direct Clutch) (.067") (34-Teeth) (4.260"OD) 1989-98	4	90542422
106	59100C	Friction, [AW50-40LE / 50-42LE] (Direct Clutch) (.067") (34-Teeth) (4.482"OD) 1999-Up	4	24220778
108	59104	Friction, [AW50-40LE / 50-42LE] (Forward Clutch) (.067") (46-Teeth) (5.374"OD) 1989-Up	4	90542936
112	59100	Friction, [AW50-40LE / 50-42LE] (Coast Clutch) (.067") (34-Teeth) (4.260"OD) 1989-Up	4	90542422
114	59108	Friction, [AW50-40LE / 50-42LE] (Low / Reverse Clutch) (.067") (33-Teeth) (6.302"OD) 1989-Up	6	90348808
114	59108B	Friction, [AW50-40LE / 50-42LE] (Low / Reverse Clutch) (.067") (40-Teeth) (6.302"OD) 1999-Up	6	24220537
114	59108A	Friction, [AW50-40LE / 50-42LE] (Low / Reverse Clutch) (.075") (40-Teeth) (6.302"OD) 1999-Up	5	
	59114	Friction, [AW50-40LE / 50-42LE] (Transfer Case) (.059") (61-Teeth) (5.870"OD) 1989-Up	AR	
	K59100	Friction Module, [AW50-40LE / 50-42LE] (33-Teeth) (2nd Brake Friction) 1989-98	1	
	K59100C	Friction Module, [AW50-40LE / 50-42LE] (40-Teeth) (2nd Brake Friction) 1999-Up	1	

AW50-40LE / AW50-42LE

ILL#	PART#	DESCRIPTION	QTY	REF #
STEEL CLUTCHES				
122	59101	Steel, [AW50-40LE / 50-42LE] (Underdrive Clutch) (.071") (8-Teeth) (3.582"ID) 1989-98	4	90348787
122	59101C	Steel, [AW50-40LE / 50-42LE] (Underdrive Clutch) (.098") (18-Teeth) (3.582"ID) 1999-Up	4	
124	59103A	Steel, [AW50-40LE / 50-42LE] (2nd Brake Clutch) (.071") (10-Teeth) (5.661"ID) 1989-98	2	
124	59103	Steel, [AW50-40LE / 50-42LE] (2nd Brake Clutch) (.098") (10-Teeth) (5.661"ID) 1989-98	2	90348795
124	59103B	Steel, [AW50-40LE / 50-42LE] (2nd Brake Clutch) (.098") (10-Teeth) (5.538"ID) 1999-Up	4	
124	59103C	Steel, [AW50-40LE / 50-42LM] (2nd Brake Clutch) (.071") (10-Teeth) (5.538"ID) 1999-Up	4	24220536
126	59109	Steel, [AW50-40LE / 50-42LE] (Direct Clutch) (.071") (12-Teeth) (3.582"ID) 1989-98	4	90348774
126	59109B	Steel, [AW50-40LE / 50-42LE] (Direct Clutch) (.071") (18-Teeth) (3.582"ID) 1999-Up	4	24220777
128	59107	Steel, [AW50-40LE / 50-42LE] (Forward Clutch) (.071") (12-Teeth) (4.491"ID) 1989-Up	4	90348778
128	59107A	Steel, [AW50-40LE / 50-42LE] (Forward Clutch) (.077") (12-Teeth) (4.491"ID) 1989-Up (*Use to Adjust Clutch Pack)	AR	90542937
132	59101	Steel, [AW50-40LE / 50-42LE] (Coast Clutch) (.071") (8-Teeth) (3.582"ID) 1989-Up	2-3	90348787
134	59105	Steel, [AW50-40LE / 50-42LE] (Low / Reverse Clutch) (.071") (15-Teeth) (5.661"ID) 89-Up	4-5	90348807
	59115	Steel, [AW50-40LE / 50-42LE] (Transfer Case) (.059") (66-Teeth) (5.220"ID) 1989-Up	AR	
139	K59110	Steel Module, [AW50-40LE / 50-42LE] (With 5.661"ID) (2nd Brake Steels) 1989-98	1	
CLUTCH PRESSURE PLATES				
142	59130A	Pressure Plate, [AW50-40LE] (Underdrive Clutch) (Top) (18-Teeth) (.150") (3.582"ID) 99-Up	1	
142	59130	Pressure Plate, [AW50-42LE] (Underdrive Clutch) (8-Teeth) (.150") (3.582"ID) 1989-98	1	
144	59131	Pressure Plate, [AW50-40LE] (2nd Brake) (Top) (10-Teeth) (.110" & .149" Stepped) (5.535"ID) 1999-Up	1	
145	59132	Pressure Plate, [AW50-42LE] (2nd Brake) (Bottom) (10-Teeth) (.142") (5.660"ID) 1989-98	1	
146	59133	Pressure Plate, [AW50-40LE / 50-42LE] (Direct Clutch) (.150") (12-Teeth) (3.580"ID) 1989-98	1	
148	59134	Pressure Plate, [AW50-40LE / 50-42LE] (Forward Clutch) (Top) (12-Teeth) (.151") (4.490"ID) (Stepped to .197")	1	
148	59134A	Pressure Plate, [AW50-40LE / 50-42LE] (Forward Clutch) (Top) (12-Teeth) (.150") (4.490"ID)	1	
152	59135	Pressure Plate, [AW50-40LE / 50-42LE] (Coast Clutch) (Top) (.138") (12-Spring Guides) (8-Teeth) 1989-Up	1	
154	59136	Pressure Plate, [AW50-40LE / 50-42LE] (Low / Reverse Clutch) (Top) (15-Teeth) (.150") (5.660"ID) (1-Wide Tooth)	1	
155	59137	Pressure Plate, [AW50-40LE] (Low / Reverse Clutch) (Bottom) (15-Teeth) (.150") (5.660"ID) (1-Wide Tooth)	1	
155	59137A	Pressure Plate, [AW50-42LE] (Low / Reverse Clutch) (Bottom) (15-Teeth) (.143") (5.660"ID) (1-Wide Tooth)	1	
OIL SEALING RINGS				
	K59300	Ring Kit, [AW50-40LE / 50-42LE] 1989-Up	1	
180	59301T	Ring, [AW50-40LE / 50-42LE] (Forward & Direct Drum Shaft) (Small, Rear) (Teflon) (Butt Joint)	1	
181	59302	Ring, [AW50-40LE / 50-42LE] (Forward & Direct Clutch) (Metal)	3	
185	59303	Ring, [AW50-40LE / 50-42LE] (Underdrive)	2	
WASHERS & BEARINGS				
211	59401	Washer, [AW50-40LE / 50-42LE] (Stator to Sprag) (3-Tab) (Plastic) (2.919"OD) (1.847"ID) 1999-Up	1	
219	59402	Washer, [AW50-40LE / 50-42LE] (Coast Clutch Hub to 2nd Brake Hub) (3-Tab) (Plastic) (.073") (3.023"OD) (2.213"ID)	1	
221	59403	Washer, [AW50-42LE] (3-Tab) (Plastic) (.078" Thick) (3.905"OD) (2.216"ID) 1999-Up	1	
223	59415	Bearing, [AW50-40LE] (Rear Cover) (Cast # BKM131914J)	1	
223	59415A	Bearing, [AW50-42LE] (Forward & Direct Drum to Rear Cover) (Cast # KOYO 13BKM1715J)	1	
231	59436	Race, [AW50-40LE / 50-42LE] (Forward & Direct Drum to Rear Cover) (.031" Thick) (.536"ID) (1.605" OD)	1	

AW50-40LE / AW50-42LE

ILL#	PART#	DESCRIPTION	QTY	REF #
		WASHERS & BEARINGS (Cont)		
232	59417	Thrust Bearing, [AW50-42LE] (Forward & Direct Drum to Rear Cover) (.077" Thick) (.910"ID) (1.640"OD)	1	
233	59437	Race, [AW50-40LE] (Forward & Direct Drum to Rear Cover) (.031") (.683"ID) (1.605"OD) (.143" Thick at Lip)	1	
233	59437A	Race, [AW50-42LE] (Forward & Direct Drum to Rear Cover) (.031") (.601"ID) (1.605"OD) (.143" Thick at Lip)	1	
234	59418	Bearing W/Race, [AW50-40LE] (Rear Sun Gear to Drum) (1.700"OD) (.870"ID) (.140" Thick)	1	
234	59718A	Bearing W/Race, [AW50-42LE] (Rear Sun Gear to Drum) (1.645"OD) (.870"ID) (.140" Thick)	1	
235	59419	Bearing W/Race, [AW50-40LE] (Rear Hub to Sun Gear) (2.545"OD) (1.975"ID) (.110" Thick)	1	
235	59419A	Bearing W/Race, [AW50-42LE] (Rear Hub to Sun Gear) (2.690"OD) (1.975"ID) (.109"Thick)	1	
236	59438	Race, [AW50-40LE / 50-42LE] (Rear Hub to Sun Gear) (4-Legs) (2.903"OD) (2.090"ID) (.031"Thick)	1	
238	59420	Bearing, [AW50-42LE] (Rear Planet to Hub) (2.247"OD) (1.540"ID)	1	
239	59439	Race, [AW50-42LE] (Rear Planet to Hub) (2.120"OD) (1.545"ID)	1	
251	59421	Bearing, [AW50-40LE / 50-42LE] (Rear Hub to Planet) (3.493"OD) (1.40" Thick) (2.900"ID)	1	
254	59422	Bearing W/Race, [AW50-40LE] (Ring Gear to Hub) (Front) (2.275"OD) (1.732"ID) (.078" Thick at Lip)	1	
254	59422A	Bearing, [AW50-40LE / 50-42LE] (Ring Gear to Hub) (Front) (2.438"OD) (1.820"ID) (.108" Thick)	1	
255	59440	Race, [AW50-40LE / 50-42LE] (Ring Gear to Hub) (Front) (2.275"OD) (1.732"ID) (.078" Thick)	1	
256	59404	Washer, [AW50-40LE / 50-42LE] (Plastic) (.100" Thick Edge Stepped) (3.846"ID) (4.780"OD)	1	
260	59423	Bearing W/Race, [AW50-40LE] (Underdrive Clutch Drum to Case) (2.248"OD) (1.345"ID) (.141" Thick)	1	
260	59423A	Bearing W/Race, [AW50-42LE] (Underdrive Clutch Drum to Case) (2.248"OD) (1.435"ID) (.141" Thick)	1	
273	59441	Race, [AW50-40LE / 50-42LE] (Pinion to Bell Housing Bearing) (2.788"OD) (1.943"ID) (.072" Thick)	1	
274	59424	Thrust Bearing, [AW50-42LE] (Pinion to Bell Housing Bearing) (2.785"OD) (1.933"ID) (.077" Thick)	1	
277	59977	Cone Bearing, [AW50-40LE / 50-42LE] (Drive Transfer) (30-Rollers) (2.085"ID) (.525 Thick) (Cast # NSK R53-2)	1	
279	59977	Cone Bearing, [AW50-40LE / 50-42LE] (Drive Transfer) (30-Rollers) (2.085"ID) (.525" Thick) (Cast # NSK R53-2)	1-3	
280	59978	Cup Race, [AW50-40LE] (Driven Transfer Gear) (2.990"OD) (.470" Thick) (Cast # NSK R37-2)	1	
280	59978A	Cup Race, [AW50-42LE] (Driven Transfer Gear) (2.990"OD) (.510" Thick) (Cast # NSK R37-4)	1	
281	59977A	Cone Bearing, [AW50-40LE] (Driven Transfer Gear & Underdrive Planet) (26-Rollers) (1.450"ID) (Cast # NSK R37-2)	1-2	
281	59977B	Cone Bearing, [AW50-42LE] (Driven Transfer Gear) (27-Rollers) (1.450"ID) (Cast # NSK R37-4)	1	
282	59978B	Inner Race, [AW50-40LE / 50-42LE] (Pinion Bearing to Bell Housing) (1.789"OD) (.805" Thick) (Cast # KOYO 06NU0722C3)	1	
283	59425	Roller Bearing, [AW50-40LE / 50-42LE] (Bell Housing to Underdrive Planet) (16-Rollers) (.865" Thick) (2.795"OD) (Cast # RNU090722)	1	
284	59426	Caged Bearing, [AW50-42LE] (Underdrive Planet to Case) (1.417"OD) (.900" Thick)	1	
288	59978C	Cup Race, [AW50-42LE] (Differential to Bell Housing) (3.388"OD) (.766" Thick) (Cast # KOYO ST4286-N)	1	
289	59977C	Cone Bearing, [AW50-42LE] (Differential) (Ring Gear Side) (24-Rollers) (1.650"ID) (.865" Inner Race) (Cast # KOYO ST4286-N)	1	

AW50-40LE / AW50-42LE

ILL#	PART#	DESCRIPTION	QTY	REF #
		WASHERS & BEARINGS (Cont)		
290	59442	Shim, [AW50-42LE] (Differential to Case) (3.363"OD) (1.770"OD) (.050" Thick)	1	
291	59978D	Cup Race, [AW50-40LE / 50-42LE] (Differential to Bell Housing) (3.150"OD) (Cast # KOYO ST4280-N)	1	
292	59977D	Cone Bearing, [AW50-42LE] (Differential) (Speed-O Side) (24-Rollers) (1.650"ID) (Cast # KOYO ST428-N)	1	
293	59443	Shim, [AW50-42LE] (Differential to Bell Housing) (2.280"ID) (.078" Thick) (Selective)	1	
294	59427	Bearing, [AW50-40LE / 50-42LE] (Linkage) (.710"OD) (.915" Long) (Cast # NSK DC501204)	1	
		GASKETS & RUBBER COMPONENTS		
300	59500 D / F	Gasket, Pan, [AW50-40LE / 50-42LE] 1989-Up (Fiber) (*Duraprene or Farpack)	1	
311	89516	O-Ring, (Front Pump) [AW50-40LE / 50-42LE] (*Except Daewoo) 1989-Up	1	
		TECHNICAL MANUAL		
	TMAW50-42LE	Technical Manual, [AW50-42LE]	1	
		ELECTRICAL COMPONENTS		
	59947	Switch, [AW50-40LE] (Neutral Safety) (2-Bolt) (10-Wire Connector)	1	
421	59955	Solenoid, [AW50-40LE / 50-42LE] (Shift) (A & B Shift) (Black or Gray Connector)	1-2	5040310002N
421	59956	Solenoid, [AW50-40LE / 50-42LE] (Shift) (A & B Shift) (Green Connector)	1-2	
425	59954	Solenoid, [AW50-40LE / 50-42LE] (Lock-Up)	1	5040313001L
431	59946	Solenoid, [AW50-40LE / 50-42LE] (EPC)	1	6843784
446	59995	Wire Harness, [AW50-40LE] (Internal) (11-Wire Connector)	1	
446	59995A	Wire Harness, [AW50-40LE / 50-42LE] (Internal) (With Neutral Safety Switch) (17-Pin Connector)	1	
		MISC. COMPONENT		
492	59811	Drain Plug, [AW50-40LE / 50-42LE] (Screen In) (.680" Long) (24mm)	1	
		HARD PARTS		
510	59912	Pump Body, [AW50-40LE / 50-42LE] (.422" Thick Gears) (8-Bolt) (Cast Iron)	1	
520	59913	Pump Stator, [AW50-40LE / 50-42LE] (Aluminum) (With 11-Rear Lugs) (14-Bolts to Body) (Cast 906D)	1	
530	K59201	Pump Gears, [AW50-40LE / 50-42LE] (.422" Thick)	1	
544	59202	Pump Plate, [AW50-40LE / 50-42LE] (8-3/8"OD)	1	
551	59716	Drum, [AW50-40LE] (Underdrive) (32-Teeth Sun Gear) (3-Clutch) (2.460"ID) (8-Holes) (4.900"OD) (18-Teeth Steels)	1	
551	59716A	Drum, [AW50-42LE] (Underdrive) (32-Teeth Sun Gear) (4-Clutch) (2.460"ID) (8-Holes) (4.900"OD) (8-Teeth Steels)	1	
554	59733	Drum, [AW50-40LE / 50-42LE] (Forward & Direct Clutch) (12-Teeth Steels) (11-1/4" Shaft With 26-Splines) (1.645"ID Bore) (On the Rear Cover Side of the Drum is a Laser Weld that is 2" Diameter)	1	
554	59733A	Drum, [AW50-40LE / 50-42LE] (Forward & Direct Clutch) (12-Teeth Steels) (11-1/4" Long Shaft With 26-Splines) (On Rear Cover Side of the Drum is a Laser Weld that is 2-5/8" Diameter)	1	
554	59733B	Drum, [AW50-40LE / 50-42LE] (Forward & Direct Clutch) (12-Teeth Steels) (11" Long Shaft With 20-Splines)	1	
572	59740	Hub, [AW50-40LE / 50-42LE] (2nd Brake) (33-Teeth) (2.518"ID) (3-Holes Has Outer Sprag Race For ID)	1	
572	59740A	Hub, [AW50-40LE] (2nd Brake) (40-Teeth) (2.518"ID Slots Cut In Teeth)	1	
579	59741	Hub, [AW50-40LE / 50-42LE] (Coast Clutch With Inner Race) (30-Teeth) (1.863"OD Race) (2-Sets Inner Splines) (3-Holes)	1	
584	59731	Planet, [AW50-40LE] (Rear)	1	
584	59731A	Planet, [AW50-40LE / 50-42LE] (Rear) (9-Gear Steel) (19-Teeth Gears)	1	
586	59730	Planet, [AW50-42LE] (Underdrive) (7-5/8" Long Shaft)	1	
586	59730A	Planet, [AW50-42LE] (Underdrive) (4 Gear) (8-1/4" Long) (16-Teeth Right Angle Gears) (28 Clutch Teeth)	1	

AW50-40LE / AW50-42LE

ILL#	PART#	DESCRIPTION	QTY	REF #
		HARD PART (Cont)		
586	59730B	Planet, [AW50-40LE] (Underdrive) (4 Gear) (7-3/4" Long) (16-Teeth Right Angle Gears) (28-Clutch Teeth)	1	
592	59713	Ring Gear, [AW50-40LE / 50-42LE] (Rear Planet) (69-Teeth Right Angle) (1.083" Thick) (46-Lugs)	1	
594	59714	Ring Gear, [AW50-40LE / 50-42LE] (Rear) (99-Teeth) (2.085" Thick) (33-Lugs)	1	
596	59715	Ring Gear, [AW50-40LE] (Underdrive Planet) (63-Teeth Left Angle) (1.075" Thick)	1	
596	59715A	Ring Gear, [AW50-42LE] (Underdrive Planet) (63-Teeth Left Angle) (1.235" Thick)	1	
602	59742	Rear Hub, [AW50-40LE] (69-Teeth) (1.615"ID) (4-Holes) (*Machined Steel) (*Will Retro With 59742A)	1	
602	59742A	Rear Hub, [AW50-42LE] (Rear Planet) (69-Teeth) (1.615"ID) (4-Holes) (*Stamped Steel)	1	
604	59743	Ring Gear Hub, [AW50-40LE / 50-42LE] (99-Teeth) (4.740"ID)	1	
614	59748	Sun Gear, [AW50-40LE] (With 28-Teeth Clutch Hub) (27-Teeth Gear) (6-3/4" Long) (#234 Bearing Seat 1.715"OD)	1	
614	59748A	Sun Gear, [AW50-42LE] (Rear) (With 28-Teeth Clutch Hub) (27-Teeth Gear) (6-3/4" Long) (#234 Bearing Seat 1.675"OD)	1	
		SPRAGS & ONE WAY CLUTCHES		
640	K59725	Sprag Assembly, [AW50-42LE] (32-Lugs)	1	
650	59725	Sprag Element, [AW50-42LE] (32-Lugs) (.475" Thick)	1	
652	97821A	Sprag, [AW50-40LE] (2nd) (22-Elements) (.525" Thick)	1	
654	59727	Sprag, [AW50-40LE / 50-42LE] (20-Lugs) (.525" Thick)	1	
		HARD PARTS		
661	59756	Outer Race, [AW50-42LE] (In Case) (11-Lugs) (3.915"ID)	1	
664	59757	Inner Race, [AW50-40LE / 50-42LE] (Sprag) (4.075"OD) (.755" Thick) (4-Holes)	1	
694	59444	Retainer, [AW50-42LE] (Sprag) (4-Legs) (.024" Thick) (3.600"ID)	2	
696	59944	Crush Sleeve, [AW50-40LE / 50-42LE] (Driven Transfer Gear) (1.490"ID) (1.835"OD)	1	
696	59944A	Crush Sleeve, [AW50-40LE / 50-42LE] (Drive Transfer Bearings) (2.108"ID) (.480" Thick)	1	
698	59843	Oil Defector, [AW50-40LE] (Differential) (3-Bolt Tin) (6-Oil Slots)	1	
698	59843A	Oil Defector, [AW50-42LE] (Differential) (1/2" x 1" Notch on Small End) (*Will Work For 50-40LE)	1	
699	59843B	Oil Defector, [AW50-40LE / 50-42LE] (Differential) (2-Bolt With Elbow Finger) (Bolts In Case)	1	
710	59194	Gear, [AW50-42LE] (Transfer) (57-Teeth) (1-Groove) (6-1/4"OD)	1	
710	59194A	Gear, [AW50-40LE] (Drive Transfer) (65-Teeth) (2-Groove) (Right Angle)	1	
711	59120	Sleeve, [AW50-40LE / 50-42LE] (Drive Transfer Bearings Retainer) (3.928"OD) (1.551" Thick)	1	
712	59195	Gear, [AW50-42LE] (Driven Transfer) (56-Teeth) (Left Angle) (1.928" Thick)	1	
712	59195A	Gear, [AW50-40LE] (Driven Transfer) (65-Teeth) (Left Angle) (2-Grooves)	1	
712	59195B	Gear, [AW50-40LE] (Driven Transfer) (69-Teeth) (Left Angle) (2-Grooves)	1	
716	59180	Differential Housing, [AW50-40LE] (Plastic Speed-O Tube) (8-Bolt) (5.215" Long Thru Center)	1	
716	59180A	Differential Housing, [AW50-42LE] (Electric Pick-Up Type) (6.050" Long Thru Center)	1	
716	59180B	Differential Housing, [AW50-42LE] (No Speed-O) (1.090" Axle Bore) (6-1/16" Tall) (Uses a 12-Bolt Ring Gear)	1	
716	59180C	Differential Housing, [AW50-42LE] (48-Teeth Reluctor) (1.090" Axle Bore) (6-1/16" Tall)	1	
716	59180D	Differential Housing, [AW50-40LE] (26-Teeth Plastic Speed-O) (1.070" Axle Bore) (5-5/16" Tall)	1	
716	59180E	Differential Housing, [AW50-42LE] (No Speed-O) (AWD) (Uses 4-Short Cross Pins) (27-Roller Bearing on Housing Side) (24-Roller Bearing on Ring Gear Side)	1	
720	59190	Ring Gear, [AW50-42LE] (63-Teeth) (No Groove)	1	
720	59190A	Ring Gear, [AW50-42LE] (61-Teeth) (6-Grooves)	1	
720	59190B	Ring Gear, [AW50-42LE] (69-Teeth) (3-Grooves)	1	

AW50-40LE / AW50-42LE

ILL#	PART#	DESCRIPTION	QTY	REF #
		HARD PARTS (Cont)		
730	59196	Pinion, [AW50-42LE] (23-Teeth) (No Groove)	1	
730	K59196	Ring & Pinion, [AW50-42LE] (63-Teeth) (No Groove) & (23-Teeth) (No Groove)	1	
730	59196A	Pinion, [AW50-42LE] (24-Teeth) (No Groove)	1	
730	K59196A	Ring & Pinion, [AW50-42LE] (61-Teeth) (6-Grooves) & (24-Teeth) (No Groove)	1	
730	K59196B	Ring & Pinion, [AW50-42LE] (61-Teeth) (6-Groove) & (24-Teeth) (2-Grooves)	1	
730	59196C	Pinion, [AW50-42LE] (24-Teeth) (5-Grooves)	1	
730	K59196C	Ring & Pinion, [AW50-42LE] (61-Teeth) (6-Grooves) & (24-Teeth) (5-Grooves)	1	
730	59196D	Pinion, [AW50-40LE] (26-Teeth) (3-Grooves)	1	
730	K59196D	Ring & Pinion, [AW50-40LE] (69-Teeth) (3-Grooves) & (26-Teeth) (3-Grooves)	1	
		VALVE BODIES		
740	59754	Valve Body, [AW50-42LE] (Volvo) (With 4-Solenoids) (Cast # 9150) (Top 2-Solenoids (S1) & (S2) #421 Connectors Plug-in From the Left Side of each Solenoid)	1	
740	59754A	Valve Body, [AW50-42LE] (Volvo) (With 4-Solenoids) (Cast # 9150) (Top 2-Solenoids (S1) & (S2) #241 Connectors on Left Solenoid Plug-in From Right Side & Connector on Right Solenoid Plug-in From Left)	1	
		VALVE BODY COMPONENTS		
	59954-01K	Kit, [AW50-40LE / 50-42LE] (Lock-Up Control Plunger & Sleeve) (1-Lock-Up Plunger Valve & 1-Sleeve)	1	Sonnax
	59954-03K	Kit, [AW50-40LE / 50-42LE] (Main Boost Valve & Sleeve) (1-Main Boost Valve & 1-Sleeve)	1	Sonnax
		HARD PARTS (Cont)		
746	59688	Cover, [AW50-40LE / 50-42LE] (Valve Body) (2-Bolt) (Aluminum)	1	
750	59703	Bell Housing, [AW50-42LE] (Top Bolts 4-7/8") (Starter at 2:00) (Speed Sensor By Differential Seal) (Cast # 50 40 212 002G) (2.470" OD Axle Seal)	1	
750	59703A	Bell Housing, [AW50-40LE] (Saab) (Top Bolts 4-7/8") (Starter at 10:00) (No Speed Sensor)	1	
750	59703B	Bell Housing, [AW50-40LE] (4-7/8" Top Bolts) (Starter at 10:00) (2-1/8"OD Axle Seal) (Cast # on Top 50A044)	1	
757	59802	Side Cover, [AW50-40LE / 50-42LE] (Bell Housing) (4-Bolt) (Tin)	1	
759	59702	Rear Cover, [AW50-40LE] (Cast # 35143-50-A010) (With Steel Ring Tower) (Bearing #223) (13-Needles)	1	
759	59702A	Rear Cover, [AW50-42LE] (Cast # 50 40 039 017R) (With Aluminum Ring Tower) (Bearing #223) (16-Needles) (*Use 59702D per ATRA)	1	
759	59702B	Rear Cover, [AW50-40LE] (Cast # 50 40 039 004 Y)	1	
759	59702C	Rear Cover, [AW50-42LE] (Cast # 35143-50A030) (With Steel Ring Tower) (Bearing #223) (13-Needles)	1	
759	59702D	Rear Cover, [AW50-42LE] (Cast # 35143-50A030) (With Steel Ring Tower) (Bearing #223) (16-Needles)	1	
760	59701	Case, [AW50-42LE] (Cast # 50 40 065 002R) (2-1/2"OD Axle Seal) (Black Tag)	1	
760	59701A	Case, [AW50-42LE] (No Cast #) (1-Pulse Generator) (Black Tag) (No Mounting Bosses By Differential Seal)	1	
760	59701B	Case, [AW50-42LE] (Cast # 9152 Below Seal) (2-Pulse Generators) (3-Mount Bosses By Differential Seal)	1	
760	59701C	Case, [AW50-40LE] (Saab) (Ink # 50-40LE on Tag) (Cast # 35141-50A010)	1	
760	59701D	Case, [AW50-40LE] (Cast # 35141 50A011) (2-1/8"OD Axle Seal) (Purple Tag)	1	
766	59801	Cover, [AW50-40LE] (Valve Body) (9-Bolt) (Aluminum)	1	
766	59801A	Cover, [AW50-42LE] (Valve Body) (9-Bolt) (Tin)	1	
795	59948	Nut, [AW50-40LE / 50-42LE] (Drive Transfer) (2.375" At Flats) (Right Hand Threads) (2.00"ID)	1	
796	59948A	Nut, [AW50-40LE / 50-42LE] (Pinion to Underdrive Planet) (1.420" at Flats) (.970"ID)	1	
	K59928	Kit, Snap Ring, [AW50-40LE / 50-42LE] 1989-Up	1	
905	K59985	Servo Assembly, [AW50-40LE / 50-42LE] (Intermediate) (2-Grooves) (4-Pieces)	1	
925	K59980	Accumulator Assembly, [AW50-40LE / 50-42LE] (Intermediate) (3-Pieces)	1	
930	K59981	Accumulator Assembly, [AW50-40LE] (Rear Cover) (3-1/16" Spring Length)	1	

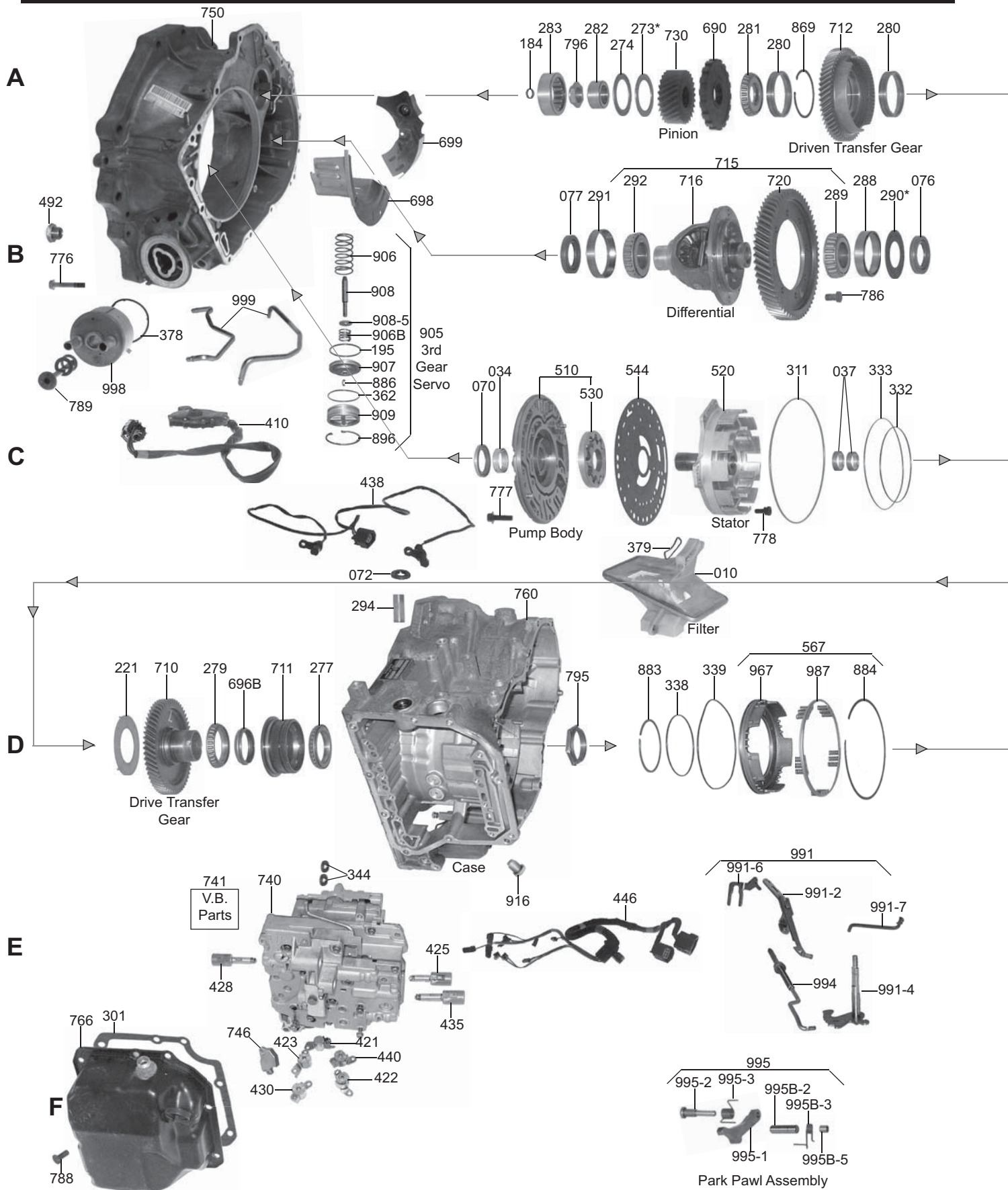
AW50-40LE / AW50-42LE

ILL#	PART#	DESCRIPTION	QTY	REF #
		HARD PARTS (Cont)		
930	K59982	Accumulator Assembly, [AW50-42LE] (Forward & Direct) (2-Bolt Aluminum Cover) (Piston & Spring In Rear Cover 2-5/8")	1	
961	59811	Piston, [AW50-40LE / 50-42LE] (Underdrive)	1	
962	59806	Piston, [AW50-40LE / 50-42LE] (2nd Brake)	1	
964	59809	Piston, [AW50-40LE / 50-42LE] (Forward Clutch) (4.188"OD) (1.855"ID) (With 1-Check Ball)	1	
965	59808	Piston, [AW50-40LE / 50-42LE] (Direct Clutch) (.532" Thick at Edge) (Aluminum) (With Check Ball and 16-Springs)	1	
967	59807	Piston, [AW50-40LE / 50-42LE] (Low / Reverse Clutch) (1.222" Thick) (6-1/4"OD)	1	
969	59810	Piston, [AW50-40LE / 50-42LE] (Coast)	1	
981	K59974	Retainer W/Springs, [AW50-40LE / 50-42LE] (Underdrive)	1	
982	K59970	Retainer W/Springs, [AW50-40LE / 50-42LE] (2nd Brake Clutch) (12-Springs) (4.875"ID) (5.800"OD)	1	
985	K59971	Retainer W/Springs, [AW50-40LE / 50-42LE] (Forward & Direct Clutch Return) (16-Spring) (.950" Thick) (3.125"OD) (1.84"ID)	1	
987	K59972	Retainer W/Springs, [AW50-40LE / 50-42LE] (Low / Reverse Clutch) (.775" Thick) (6-5/16"OD) (15-Springs)	1	
989	K59973	Retainer W/Springs, [AW50-40LE / 50-42LE] (Coast Clutch) (15-Springs) (1.840"ID) (3.150"OD) 1999-Up	1	
991	59684	Rooster Comb, [AW50-40LE] (3.492" Long) (7-Detent Notches)	1	
991	59687	Detent Springs, [AW50-40LE / 50-42LE] (7-1/8" Long) (2-Bolt)	1	
991	59684A	Rooster Comb, [AW50-42LE] (3.660" Long) (6-Detent Notches)	1	
994	59677	Park Rod, [AW50-40LE / 50-42LE] (9-5/8" Long)	1	
995	K59678	Park Pawl Assembly, [AW50-40LE / 50-42LE] (4.760" Long) (.418" Thick at Lug) (3-Pieces)	1	
996	59280	Fitting, [AW50-40LE / 50-42LE] (Cooler) (1.240" Long) (.860" at Flats)	2	
999	59679A	Tube, [AW50-40LE / 50-42LE] (Differential Bearing Oiler) (4-5/8" Long)	1	
999	K59679	Tube Set, [AW50-40LE / 50-42LE] (Rear Case) (2-Pieces)	1	

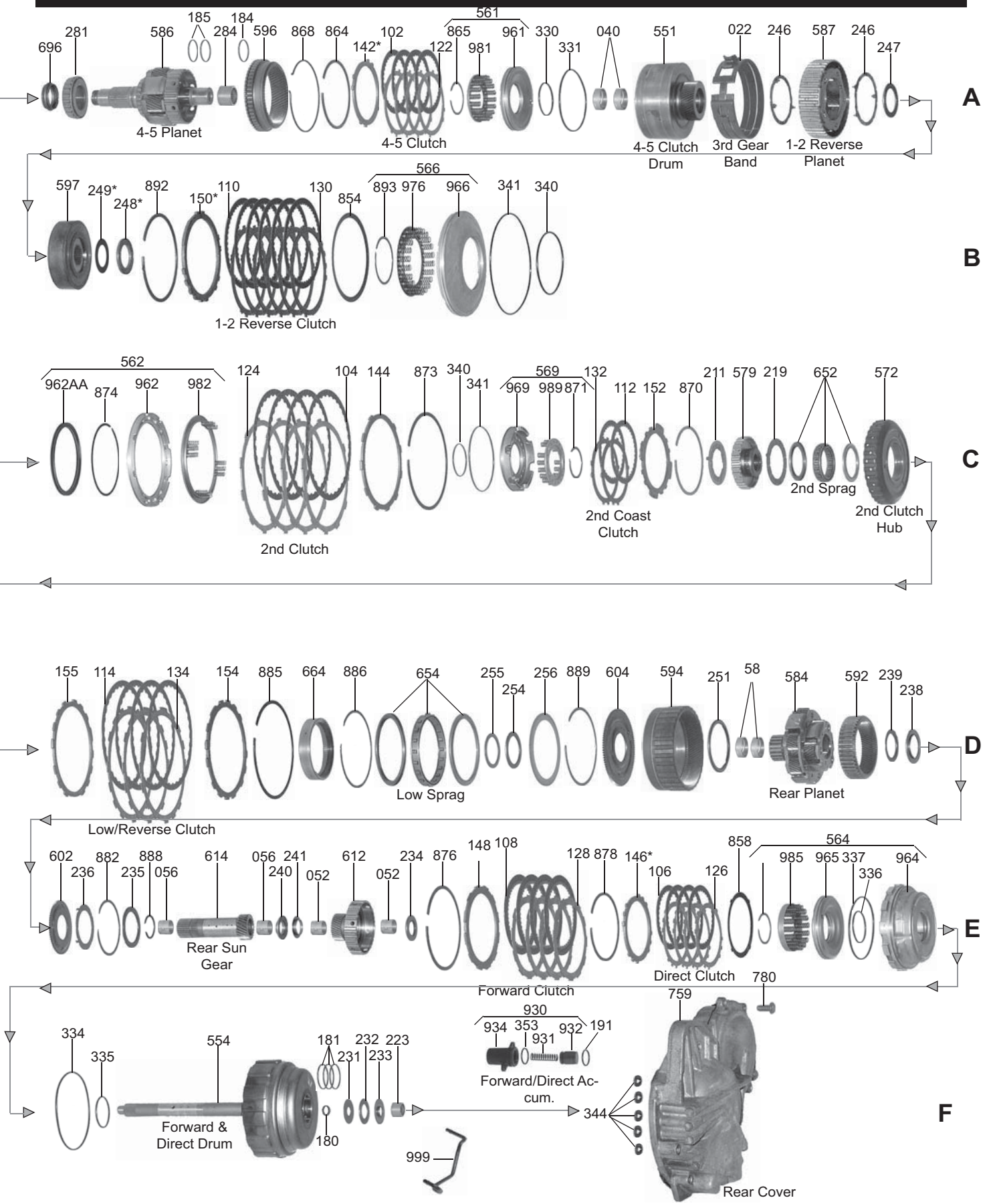
NOTES:

AW55-50SN / AW55-51SN [AF33-5 / RE5F22A]

FWD 5 Speed



AW55-50SN / AW55-51SN [AF33-5 / RE5F22A]



AW55-50SN / AW55-51SN [AF33-5 / RE5F22A]

ILL#	PART #	DESCRIPTION	QTY	REF #
		OVERHAUL KIT		
	K59900D	Overhaul Kit, [AW55-50SN / AW55-51SN] (5 Speed) (FWD / AWD) 2000-Up	1	
		MASTER L/STEELS KITS		
	DK5900D-S	Master L/Steels Kit, [AW55-50SN] (Saturn ION>2003-04), (VUE>2000-06), (Chev Equinox>2005-07), (Pontiac Torrent>2006-07), (SAAB 9-3>2004-07, 9-5>2002-07), (Volvo C70>2001-07), (S40>2001-07), (S60>2001-07), (S70>2000), (S80>2004-06), (V40>2001-04), (V50>2005-07), (V70>2000-07), (XC70>2003-07), (XC90>2003-06), (Cross Country>2002)	1	
	DK5900E-S	Master L/Steels Kit, [AW55-51SN] (RE5F22A) (Nissan Altima (3.5L)>2005-06), (Maxima (3.5L)>2004-06), (Quest (3.5L)>2004-07), (Infiniti I35>2003-04)	1	
		MASTER W/STEELS KITS		
	DK5900D	Master W/Steels Kit, [AW55-50SN] (Saturn ION>2003-04), (VUE>2000-06), (Chev Equinox>2005-07), (Pontiac Torrent>2006-07), (SAAB 9-3>2004-07, 9-5>2002-07), (Volvo C70>2001-07), (S40>2001-04), (S60>2001-07), (S70>2000), (S80>2004-06), (V40>2001-04), (V50>2005-07), (V70>2000-07), (XC70>2003-07), (XC90>2003-06), (Cross Country>2002)	1	
	DK5900E	Master W/Steels Kit, [AW55-51SN] (RE5F22A) (Nissan Altima (3.5L)>2005-06), (Maxima (3.5L)>2004-06), (Quest (3.5L)>2004-07), (Infiniti I35>2003-04)	1	
		FILTER		
010	59710D	Filter, [AW55-50SN / AW55-51SN] (All) 2000-Up	1	E6TZ-7A098A
		BAND		
022	59700D	Band, [AW55-50SN / AW55-51SN] (3rd Gear) (2-1/16" Wide) (Double Wrap) 2000-Up	1	
		BUSHINGS		
	K59901DL	Bushing Kit, [AW55-50SN] (Large Shaft) (.873") 2000-Up	1	
	K59901DS	Bushing Kit, [AW55-51SN] (Small Shaft) (.843") 2000-Up	1	
034	59005	Bushing, [AW55-50SN / AW55-51SN] (Pump Body) (1.490"ID) 2000-Up	1	
037	59003D	Bushing, [AW55-50SN / AW55-51SN] (Stator) (Rear) (Grooved) (Brass) 2000-Up	1	
037	59002D	Bushing, [AW55-50SN / AW55-51SN] (Stator) (Center) (Brass) 2000-Up	1	
040	59010D	Bushing, [AW55-50SN / AW55-51SN] (4-5 Clutch Drum) (1.425"OD) 2000-Up	2	
052	59017E	Bushing, [AW55-50SN / AW55-51SN] (Sun Gear With Hub) (Front & Rear) (.870"ID) (.970"OD) 2000-Up	2	
056	59017D	Bushing, [AW55-50SN] (Rear Planet Sun Gear) (Front & Rear) (.845"ID) (.970"OD) 2000-Up	2	
056	59017E	Bushing, [AW55-51SN] (Rear Planet Sun Gear) (Front & Rear) (.870"ID) (.970"OD) 2000-Up	2	
058	59015D	Bushing, [AW55-50SN / AW55-51SN] (Rear Planet) (Front) (No Groove) (1.165"ID) 2000-Up	2	
		METAL CLAD SEALS		
070	67550	Seal, [AW55-50SN / AW55-51SN] (Pump)	1	
072	78197	Seal, [AW55-50SN / AW55-51SN] (Linkage) (.875"OD) (.440"ID) 2000-Up (Cast # NOK AE0371R)	1	
076	59152	Seal, [AW55-50SN / AW55-51SN] (Nissan Axle Both) (Volvo, Left Side) 2000-Up (1.520"ID) (2.483"OD)	1-2	
077	59152A	Seal, [AW55-50SN] (Volvo) (Axle) (Bell Housing Side) (2.958"OD) (FWD) (Right Axle) 00-Up	1	
077	59152B	Seal, [AW55-50SN] (Volvo) (Axle) (Bell Housing Side) (AWD) (Right Axle)	1	
077	59152C	Seal, [AW55-50SN] (GM) (Axle) (Both Sides FWD) (Left Side Only AWD) (2.400"OD) 05-Up	1	
077	59152D	Seal, [AW55-50SN] (Saturn) (Axle) (Bell Housing Side) (AWD) (2.145"OD) (Right Axle) 02-Up	1	
		FRICTION CLUTCHES		
102	59100C	Friction, [AW55-50SN] (C3) (Underdrive) (4-5 Clutch) (.067") (34-Teeth) (4.483"OD) 2000-Up	4	24220778
102	59100E	Friction, [AW55-51SN] (C3) (Underdrive) (4-5 Clutch) (.059") (34-Teeth) (4.483"OD) 2005-Up	4	
104	59108B	Friction, [AW55-50SN] (B2) (2nd Brake Clutch) (.067") (40-Teeth) (6.302"OD) 2000-Up	4	24220537
104	59108D	Friction, [AW55-51SN] (B2) (2nd Brake Clutch) (.076") (40-Teeth) (6.302"OD) 2005-Up	4	
106	59100D	Friction, [AW55-50SN] (C2) (Direct Clutch) (.068") (34-Teeth) (4.254"OD) 00-Up (*Use 59100)	4	
106	59100F	Friction, [AW55-51SN] (C2) (Direct Clutch) (.059") (34-Teeth) (4.254"OD) 2005-Up	4	
108	59104A	Friction, [AW55-50SN / AW55-51SN] (C1) (Forward Clutch) (.068") (49-Teeth) (5.375"OD) 2000-Up	4	24220650

AW55-50SN / AW55-51SN [AF33-5 / RE5F22A]

ILL#	PART#	DESCRIPTION	QTY	REF #
		FRICITION CLUTCHES (Cont)		
110	59106	Friction, [AW55-50SN / AW55-51SN] (B4) (5th Brake) (1-2 Reverse) (.068") (47-Teeth) (5.551"OD) 2000-Up	6	35688-55A010
112	59100	Friction, [AW55-50SN] (B1) (2nd Coast Clutch) (.067") (34-Teeth) (4.260"OD) 2000-Up	3	90542422
112	59100D	Friction, [AW55-51SN] (B1) (2nd Coast Clutch) (.068") (34-Teeth) (4.254"OD) 2005-Up (*Use 59100)	3	
114	59108	Friction, [AW55-50SN] (B3) (Low / Reverse Clutch) (.067") (33-Teeth) (6.302"OD) 2000-Up	4-5	90348808
114	59102	Friction, [AW55-51SN] (B3) (Low / Reverse Clutch) (.067") (33-Teeth) (6.302"OD) (Grooved) 2005-Up	5	90348796
		STEEL CLUTCHES		
122	59109B	Steel, [AW55-50SN / AW55-51SN] (C3) (Underdrive) (4-5 Clutch) (.071") (18-Teeth) (3.582"ID) 2000-Up	4	24220777
124	59103C	Steel, [AW55-50SN / AW55-51SN] (B2) (2nd Brake Clutch) (.071") (10-Teeth) (5.538"ID) 2000-Up	4	24220536
126	59109	Steel, [AW55-50SN / AW55-51SN] (C2) (Direct Clutch) (.071") (12-Teeth) (3.582"ID) 2000-Up	4	90348774
128	59107A	Steel, [AW55-50SN / AW55-51SN] (C1) (Forward Clutch) (.077") (12-Teeth) (4.491"ID) 00-Up	4	24220649
130	59116	Steel, [AW55-50SN / AW55-51SN] (B4) (5th Brake) (1-2 Reverse) (.071") (12-Teeth) (4.898"ID) 2000-Up	6	
132	59101	Steel, [AW55-50SN / AW55-51SN] (B1) (2nd Coast Clutch) (.071") (8-Teeth) (3.582"ID) 00-Up	2-3	903488787
134	59105B	Steel, [AW55-50SN / AW55-51SN] (B3) (Low / Reverse Clutch) (.071") (13-Teeth) (5.657"ID) 2000-Up	3-5	24220500
		PRESSURE PLATES		
142	59140D	Pressure Plate, [AW55-50SN / AW55-51SN] (4-5 Clutch) (Selective) (18-Teeth) (3.590"ID)	1	
144	59131D	Pressure Plate, [AW55-50SN / AW55-51SN] (2nd Clutch) (.150") (10-Teeth) (5.540"ID)	1	
146	59133D	Pressure Plate, [AW55-50SN / AW55-51SN] (Direct Clutch) (.150") (12-Teeth) (3.580"ID)	1	
148	59134D	Pressure Plate, [AW55-50SN] (Forward Clutch) (Top) (12-Teeth) (.151") (4.490"ID) (Stepped to .197")	1	
148	59134E	Pressure Plate, [AW55-50SN] (Forward Clutch) (Top) (12-Teeth) (.150") (4.490"ID) (Flat)	1	
148	59134F	Pressure Plate, [AW55-51SN] (Forward Clutch) (.205") (12-Teeth) (Flat) 2000-Up	1	
150	59139D	Pressure Plate, [AW55-50SN / AW55-51SN] (1-2 Reverse Clutch) (Top) (Selective) (12-Teeth) (4.890"ID)	1	
152	59135D	Pressure Plate, [AW55-50SN] (2nd Coast Clutch) (Top) (.138") (12-Spring Guides) 2000-Up	1	
152	59135E	Pressure Plate, [AW55-51SN] (2nd Coast Clutch) (Top) (.138") (8-Spring Guides) 2000-Up	1	
154	59137D	Pressure Plate, [AW55-50SN] (Low / Reverse Clutch) (13-Teeth) (5.660"ID) 2000-Up	1	
154	59137E	Pressure Plate, [AW55-51SN] (Low / Reverse Clutch) (.098") (13-Teeth) (5.655"ID) 2000-Up	1	
155	59137D	Apply Plate, [AW55-50SN / AW55-51SN] (Low / Reverse Clutch) (Selective) (13-Teeth) (5.660"ID) 2000-Up	1-2	
		VALVE BODY KITS		
	K59908	Shift Kit, [AW55-50SN] 1999-Up	1	Transgo
		SEALING RINGS		
	K59300D	Ring Kit, [AW55-50SN / AW55-51SN] (Teflon) 2000-Up	1	
180	59301T	Ring, [AW55-50SN / AW55-51SN] (Forward & Direct Drum Shaft) (Small) (Rear) (Teflon) (Butt-Joint)	1	
181	59302D	Ring, [AW55-50SN / AW55-51SN] (Forward & Direct Clutch) (Teflon) (Scarf Cut Joint) 00-Up	3	
184	59303D	Ring, [AW55-50SN / AW55-51SN] (4-5 Planet Shaft Pilot to Rear Cover) (Teflon) (Scarf Cut)	1	
185	59304D	Ring, [AW55-50SN / AW55-51SN] (4-5 Clutch) (Teflon) (Scarf Cut Joint) 2000-Up	2	
191	59305D	Ring, [AW55-50SN / AW55-51SN] (Forward & Direct Accumulator) (Teflon) (Scarf Cut)	1	
		WASHERS & BEARINGS		
211	59401	Washer, [AW55-51SN] (Stator to Sprag Race) (3-Tab) (Plastic) (2.919"OD) (1.847"ID)	1	
211	59401D	Washer, [AW55-50SN] (Stator to Sprag Race) (3-Tab) (Metal) (.056" Thick) (2.460"OD) (1.315"ID)	1	

AW55-50SN / AW55-51SN [AF33-5 / RE5F22A]

ILL#	PART#	DESCRIPTION	QTY	REF #
		WASHER & BEARINGS (Cont)		
219	59402	Washer, [AW55-50SN / AW55-51SN] (2nd Coast Clutch Hub to 2nd Clutch Hub) (3-Tab) (Plastic)	1	
221	59403	Washer, [AW55-50SN / AW55-51SN] (2nd Coast Clutch Drum to Transfer Gear) (3-Tab) (Plastic)	1	
223	59416D	Caged Needle Bearing, [AW55-50SN] (Forward & Direct Drum Shaft to Rear Cover) (13-Needles) (.735"OD) (Cast # KOYO BMK131914J) 2000-Up	1	
223	59416E	Caged Needle Bearing, [AW55-51SN] (Forward & Direct Drum Shaft to Rear Cover) (10-Needles) (.835"OD) (Cast # KOYO BKM132114BJ) 2000-Up	1	
231	59436	Race, [AW55-50SN / AW55-51SN] (Forward & Direct Drum to Rear Cover) (.031" Thick) (.536"ID) (1.6505"OD)	1	
232	59417D	Bearing, [AW55-50SN / AW55-51SN] (Forward & Direct Drum to Rear Cover) (.117" Thick) (.091"ID) (1.64"OD)	1	
233	59437D	Race, [AW55-50SN] (Forward & Direct Drum to Rear Cover) (Rear) (.031" Thick) (.638"ID) (1.604"OD)	1	
233	59437E	Race, [AW55-51SN] (Forward & Direct Drum to Rear Cover) (Rear) (.031" Thick) (.867"ID) (1.604"OD)	1	
234	59418D	Bearing W/Races, [AW55-51SN] (Sun Gear With Hub to Forward / Direct Drum) (.140" Thick) (1.70"OD) (.903"ID)	1	
235	59419D	Bearing W/Race, [AW55-50SN / AW55-51SN] (Ring Gear Hub to Direct Clutch Hub)	1	
236	59438	Race, [AW55-50SN / AW55-51SN] (Rear Hub to Sun Gear) (4-Legs) (.031" Thick)	1	
238	59420D	Bearing W/Race, [AW55-50SN / AW55-51SN] (Rear Planet to Hub) (2.515"OD) (1.831"ID)	1	
239	59439D	Race, [AW55-50SN] (Rear Planet to Hub) (2.395"OD) (1.705"ID) 2000-Up	1	
239	59439E	Race, [AW55-51SN] (Rear Planet to Hub) (2.395"OD) (1.975"ID) 2000-Up	1	
240	59429D	Bearing W/Race, [AW55-50SN] (Rear Sun Gear to Sun Gear With Hub) (.110" Thick)	1	
241	59444D	Race, [AW55-50SN] (Rear Sun Gear to Sun Gear With Hub) (.031" Thick) (1.370"OD)	1	
246	59404D	Washer, [AW55-50SN / AW55-51SN] (1-2 Reverse Planet) (Both Sides) (Plastic 3-Locking Tabs)	2	
247	59430D	Bearing, [AW55-50SN / AW55-51SN] (Sun Gear to 1-2 Reverse Planet Ring Gear)	1	
248	59431D	Bearing W/Race, [AW55-50SN / AW55-51SN] (1-2 Reverse Planet Ring Gear to Rear Cover)	1	
249	59445D	Shim, [AW55-51SN] (1-2 Reverse Planet Ring Gear to Rear Cover) (Selective)	1	
251	59421	Bearing, [AW55-50SN / AW55-51SN] (Rear Hub to Planet) (3.493"OD) (.140" Thick)	1	
254	59422D	Bearing W/Race, [AW55-50SN / AW55-51SN] (Drive Transfer Gear to Rear Ring Gear Hub)	1	
255	59440A	Race, [AW55-50SN / AW55-51SN] (Ring Gear Hub) (Front) (2.275"OD) (1.732"ID) (.078" Thick)	1	
256	59404D	Washer, [AW55-50SN] (Sprag to Rear Ring Gear Hub) (.100" Thick) (3.860"ID) (Stepped)	1	
273	59441D	Shim, [AW55-50SN / AW55-51SN] (Pinion to Bearing #283) (Selective) (2.790"OD) (1.943"ID)	1	
274	59424D	Bearing, [AW55-50SN / AW55-51SN] (Pinion to Bearing #283) (.077"Thick) (2.775"OD) (1.935"ID)	1	
277	59977	Cone Bearing, [AW55-50SN / AW55-51SN] (Driven Transfer) (30-Rollers) (Cast # NSK R-53-2)	1	
279	59977	Cone Bearing, [AW55-50SN / AW55-51SN] (Driven Transfer) (30-Rollers) (Cast # NSK R-53-2)	2	
280	59978D	Cup Race, [AW55-50SN / AW55-51SN] (Driven Transfer Gear) (Both Sides) (3.467") (Cast # NSK R-50-31A)	2	
281	59977E	Cone Bearing, [AW55-50SN / AW55-51SN] (Driven Transfer Gear) (Both Sides) (30-Rollers) (Cast # NSK R-50-31)	2	
282	59978B	Inner Race, [AW55-50SN / AW55-51SN] (Pinion Bearing to Bell Housing) (.805" Thick) (Cast # KOYO 06NU07223C3)	1	
283	59425	Roller Bearing, [AW55-50SN / AW55-51SN] (Volvo, GM, Saturn) (Bell to Underdrive Planet) (16-Rollers) (Cast # RNU090722)	1	
284	59426D	Caged Needle Bearing, [AW55-50SN / AW55-51SN] (Rear Cover to 4-5 Planet Shaft) (11-Needles) (Cast # RNU060514)	1	
288	59978C	Cup Race, [AW55-50SN / AW55-51SN] (Differential Housing to Case) (.765" Thick) (Cast # KOYO ST4286-N or G)	1	
289	59977C	Cone Bearing, [AW55-50SN / AW55-51SN] (Differential Housing to Case) (24-Rollers) (Cast # KOYO ST5586)	1	

AW55-50SN / AW55-51SN [AF33-5 / RE5F22A]

ILL#	PART#	DESCRIPTION	QTY	REF #
		WASHER & BEARINGS (Cont)		
290	59442D	Shim, [AW55-50SN / AW55-51SN] (Differential Bearing to Case) (Selective) (3.373"OD) (2.282"ID)	1	
291	59978F	Cup Race, [AW55-50SN / AW55-51SN] (Differential to Bell Housing) (3.542"OD) (Cast # KOYO ST5790-9)	1	
292	59977F	Cone Bearing, [AW55-50SN / AW55-51SN] (Differential to Bell Housing) (27-Rollers) (Cast # KOYO ST5790)	1	
294	59427D	Caged Needle Bearing, [AW55-50SN / AW55-51SN] (Linkage) (.925" Long) (.708"OD) (Cast # NSK 0C501204)	1	
		GASKETS & RUBBER COMPONENTS		
301	59501D	Gasket, [AW55-50SN / AW55-51SN] (Pan) (9-Bolt) (Fiber) (Duraprene) 2000-Up	1	
311	89516	O-Ring, [AW55-50SN / AW55-51SN] (Pump)	1	
	33139	Seal, [AW55-50SN] Cooler Line to Case	1	
		TECHNICAL MANUAL		
	TMAF23/33-5	Technical Manual, [AW55-50SN]	1	
		ELECTRICAL COMPONENTS		
410	59947D	Switch, [AW55-50SN] (Volvo) (PRNDL) (With Wire Harness With 9-Prong Connector) 2000-Up	1	
410	59947E	Switch, [AW55-51SN] (Volvo) (PRNDL) (With Wire Harness With 7-Prong Connector) 2000-Up	1	
410	59947F	Switch, [AW55-50SN] (GM, Saturn) (PRNDL) (No Wire Harness With 9-Prong Connector) 2002-Up	1	
421	59953D	Solenoid, [AW55-50SN] (1-2 Shift) (S1) (1-Prong Black Connector 5/8" Long) (.800"OD Body) (.750" to .850" Wide Bracket) 2000-Up (*Fits Early Valve Body With No Letter or "A")	1	
421	59953E	Solenoid, [AW55-51SN] (1-2 Shift) (S1) (1-Prong Black Connector 5/8" Long) (.800"OD Body) (.550" Wide Bracket) 2000-Up (*Fits Late Valve Body With "B" Letter)	1	
422	59956D	Solenoid, [AW55-50SN / AW55-51SN] (2-3 Shift) (S3) (1-Prong Grey/Green Connector 5/8" Long) (.950"OD Body) (1/2 Plastic) (.560" Wide Bracket) 2000-Up	1	
423	59955D	Solenoid, [AW55-50SN / AW55-51SN] (3-4 Shift) (S2) (1-Prong Grey/Green Connector 5/8" Long) (.950"OD Body) (1/2 Plastic) (.560" Wide Bracket) (Flat Top) (Nissan & Volvo) 2000-Up	1	
423	59955E	Solenoid, [AW55-50SN] (3-4 Shift) (S2) (1-Prong Grey/Green Connector 5/8" Long) (.950"OD Body) (1/2 Plastic) (.560" Wide Bracket) (Domed on Top) (Saturn & Saab) 2000-Up	1	
425	59954D	Solenoid, [AW55-50SN / AW55-51SN] (TCC) (2-Prong Black Connector 1-1/16" Long) (3-1/2" Long Overall) (SLU) 2000-Up	1	Rostra
428	59946D	Solenoid, [AW55-50SN] (Line Pressure) (SLT) (2-Prong Blue Connector 1-1/16" Long) 2000-Up	1	Rostra
430	59957D	Solenoid, [AW55-50SN] (Reverse) (S5) (1-Prong Green Connector 5/8" Long) (.950"OD Body) (1/2 Plastic) 2000-Up	1	
430	59957E	Solenoid, [AW55-51SN] (Reverse) (S5) (1-Prong Red Connector 5/8" Long) (.808"OD Body) (All Metal) 2000-Up	1	
435	59945D	Solenoid, [AW55-50SN] (Shift Pressure Control) (2-Prong Green Connector 1-1/16" Long) (SLS) 2000-Up	1	Rostra
438	59958D	Sensor, [AW55-50SN] (Input & Output) 2000-Up	2	93191689
438	K59958E	Sensor Set, [AW55-50SN] (Volvo) (Input & Output) (With Wire Harness & 4-Wire Connector) 2000-Up	1	
438	K59958D	Sensor Set, [AW55-50SN] (Volvo) (Input & Output) (2-Blade Connector) (Wire Harness Is Not Made to Sensors) 2000-Up (*Also Fits [AW55-50SN] GM, Saturn)	1	
440	59929D	Solenoid, [AW55-50SN / AW55-51SN] (4-5 Shift) (S4) (1-Prong Blue Connector 5/8" Long) (.950"OD Body) (1/2 Plastic) 2000-Up	1	
446	59995D	Wire Harness, [AW55-50SN] (Nissan) (Internal / External) (With 2-Grey External Connector, (1) Has 8-Wires and (1) Has 5-Wires) (With Pass Thru Case Connector and Internal Connector With Temperature Sensor) 2000-Up	1	
446	59995E	Wire Harness, [AW55-51SN] (Volvo) (Internal / External) (With (1) Brown 7-Wire and (1) Grey 6-Wire External Connector) (With Pass Thru Case Connector and Internal Connector With Temperature Sensor) 2000-Up	1	
446	59995F	Wire Harness, [AW55-50SN] (GM, Saturn) (Internal) (With 13-Prong Case Connector) 02-Up	1	

AW55-50SN / AW55-51SN [AF33-5 / RE5F22A]

ILL#	PART#	DESCRIPTION	QTY	REF #
		MISC. COMPONENT		
492	59811D	Drain Plug, [AW55-50SN / AW55-51SN] (Hex Head) 2000-Up	1	
		HARD PARTS		
510	59912	Pump Body, [AW55-50SN / AW55-51SN] (.422" Thick Gear) (8-Bolt) (Cast Iron) 2000-Up	1	
520	59913D	Stator, [AW55-50SN / AW55-51SN] (Aluminum) (*Uses a 2-Piece Piston # 962) (*Uses a Pressure Plate # 59135D With 12-Springs Guides) 2000-Up	1	
520	59913E	Stator, [AW55-50SN / AW55-51SN] (Aluminum) (*Uses a 2-Piece Piston # 962) (*Uses a Pressure Plate # 59135E With 8-Spring Guides) 2000-Up	1	
530	K59201	Pump Gears, [AW55-50SN / AW55-51SN] (.422" Thick) 2000-Up	1	
544	59202D	Pump Plate, [AW55-50SN / AW55-51SN] (.060" Thick) (8-7/16"OD) 2000-Up	1	
551	59716D	Drum, [AW55-50SN / AW55-51SN] (4-5 Clutch) (50-Teeth 1-2 Reverse Sun Gear & 32-Teeth 4-5 Sun Gear) (4 Clutch With 6-Holes in Band Surface) 2000-Up	1	
554	59733D	Drum, [AW55-50SN] (Forward & Direct) (20-Splines) (7-Lube Holes on One Side & 3-Lube Holes on the Other Side) (.845" OD) 2000-Up	1	
554	59733E	Drum, [AW55-51SN] (Forward & Direct) (20-Splines) (6-Lube Holes on One Side & 1-Lube Hole on the Other Side) (.870" OD) 2000-Up	1	
554	59733EA	Drum, [AW55-50SN] (Forward & Direct) (20-Splines) (6-Lube Holes on One Side & 4-Lube Holes on the Other Side) (.870" OD) 2000-Up	1	
554	59733F	Drum, [AW55-50SN] (Forward & Direct) (20-Splines) (4-Lube Holes on One Side & 3-Lube Holes on the Other Side) (.870" OD) 2000-Up	1	
554	59733G	Drum, [AW55-50SN] (Forward & Direct) (20-Splines) (5-Lube Holes on One Side & 1-Lube Hole on the Other Side) (.870" OD) 2000-Up	1	
554	59733GA	Drum, [AW55-50SN] (Forward & Direct) (20-Splines) (5-Lube Holes on One Side & 5-Lube Holes on the Other Side) (.870" OD) 2000-Up	1	
554	59733H	Drum, [AW55-50SN] (Forward & Direct) (20-Splines) (8-Lube Holes on One Side & 2-Lube Holes on the Other Side) (.870" OD) 2000-Up	1	
572	59740D	Hub, [AW55-50SN / AW55-51SN] (2nd Coast Clutch) (33-Teeth) (2.515"ID) 2000-Up (With 33-Slots In Teeth)	1	
579	59741D	Hub, [AW55-50SN] (With Inner Race) (*Uses a Metal Washer #211) 2000-Up	1	
579	59741E	Hub, [AW55-51SN] (With Inner Race) (*Uses a Plastic Washer #211) 2000-Up	1	
584	59731D	Planet, [AW55-50SN] (Volvo) (Rear) (8 Gear Steel) (*Uses 25-Teeth Sun Gear #614) 2000-Up	1	
584	59731E	Planet, [AW55-51SN] (Volvo, GM, Saturn) (Rear) (8 Gear Steel) (*Uses 27-Teeth Sun Gear) 2000-Up	1	
586	59730D	Planet, [AW55-50SN / AW55-51SN] (4-5 Clutch) (5 Gear) 2000-Up (*Uses 32-Teeth Sun Gear With 9" Shaft)	1	
587	59747D	Planet, [AW55-50SN / AW55-51SN] (1-2 Reverse) (5 Gear) (*Uses 50-Teeth Sun Gear) (1.284" Thick) 2000-Up	1	
592	59713D	Ring Gear, [AW55-50SN] (Volvo, GM, Saturn) (Rear Planet) (83-Teeth) (1.105" Thick) 00-Up	1	
592	59713E	Ring Gear W/Hub, [AW55-51SN] (Volvo) (Rear Planet) (87-Teeth) (1.030" Thick) 2000-Up (With 2-Snap Rings)	1	
594	59713F	Ring Gear, [AW55-50SN] (Volvo, GM) (Rear Planet) (2.085" Thick) (33-Lugs) (99-Teeth) (*For Lug Sprag)	1	
594	59713G	Ring Gear, [AW55-51SN] (Volvo, Saturn) (Rear Planet) (2.160" Thick) (33-Lugs) (87-Teeth) (*For Roller Sprag)	1	
596	59715D	Ring Gear, [AW55-50SN / AW55-51SN] (4-5 Planet) (67-Teeth) (1.198" Thick) 2000-Up	1	
597	59714D	Ring Gear, [AW55-50SN] (1-2 Reverse Planet) (82-Teeth) 2000-Up (.120" Deep Pocket Where Bearing Rides)	1	
597	59714E	Ring Gear, [AW55-51SN] (1-2 Reverse Planet) (82-Teeth) 2000-Up (.150" Deep Pocket Where Bearing Rides)	1	
602	59742D	Hub, [AW55-50SN] (Rear Planet Ring Gear) (83-Teeth) (1.900"ID) (4-Holes) 2000-Up	1	
604	59743	Ring Gear Hub, [AW55-50SN] (99-Teeth) (4.740"ID) 2000-Up	1	
604	59743D	Ring Gear Hub, [AW55-51SN] (87-Teeth) (1.880"ID) 2000-Up	1	
612	59750D	Sun Gear, [AW55-50SN] (With Direct Clutch Hub) (37-Teeth) (28-Teeth Hub) (2.055" Tall) 2000-Up	1	
614	59748D	Sun Gear, [AW55-50SN] (Rear) (24-Teeth) (4-1/2" Long) 2000-Up	1	

AW55-50SN / AW55-51SN [AF33-5 / RE5F22A]

ILL#	PART#	DESCRIPTION	QTY	REF #
		HARD PARTS (Cont)		
614	59748E	Sun Gear, [AW55-51SN] (Rear) (27-Teeth) (6-3/4" Long) 2000-Up (With Sun Gear and Hub #612)	1	
		SPRAGS & ONE WAY CLUTCHES		
652	97821A	One Way Clutch, [AW55-50SN / AW55-51SN] (2nd Sprag)	1	
654	59727D	Sprag, [AW55-50SN] (Low) (20-Elements) (Metal Cage) 2000-Up	1	
664	59757D	Inner Race, [AW55-50SN] (Volvo, GM) (Low Sprag) (Lug Type Sprag) 2000-Up	1	
664	59757E	Inner Race, [AW55-50SN / AW55-51SN] (Volvo, Saturn) (Low Sprag) (Roller Sprag) 2000-Up	1	
		HARD PARTS (Cont)		
690	59690D	Parking Gear, [AW55-50SN / AW55-51SN] (18-Lugs) (.513" Thick Lugs) (4.883"OD) 2000-Up	1	
696	59944D	Crush Sleeve, [AW55-50SN / AW55-51SN] (.485" Thick) (2.675"OD) (2.395"ID) 2000-Up	1	
696B	59944A	Crush Sleeve, [AW55-50SN / AW55-51SN] (Drive Transfer Bearings) (2.108"ID) (.480" Thick) 2000-Up	1	
698	59844D	Oil Def ector, [AW55-50SN / AW55-51SN] (Volvo) (Differential) (4-Bolt) (Goes In Bell Housing)	1	
698	59844E	Oil Def ector, [AW55-50SN] (GM) (Differential) (4-Bolt) (Goes In Bell Housing) (3-1/2" Tall) 2005-Up	1	
698	59844F	Oil Def ector, [AW55-50SN] (Saturn) (Differential) (4-Bolt) (Goes In Bell Housing) (2-5/8" Tall)	1	
699	59844G	Oil Def ector, [AW55-50SN / AW55-51SN] (Volvo) (Differential) (2-Bolt) (Goes In Case) 00-Up	1	
699	59844H	Oil Def ector, [AW55-50SN] (GM, Saturn) (Differential) (3-Bolt) (Goes In Case) 2002-Up	1	
710	59194D	Gear, [AW55-50SN / AW55-51SN] (Drive Transfer) (56-Teeth) (3-Grooves) (.790" Thick) (2.315" Tall) (20-Splines)	1	
711	59120D	Sleeve, [AW55-50SN / AW55-51SN] (Drive Transfer Bearing Retainer) (3.928"OD) (1.551" Thick) 2000-Up	1	
712	59195D	Gear, [AW55-50SN / AW55-51SN] (Volvo, Saturn) (Driven Transfer) (57-Teeth) (4-Grooves) (6-1/4"OD) 2000-Up	1	
712	59195E	Gear, [AW55-50SN] (GM) (Driven Transfer) (57-Teeth) (4-Grooves) 2005-Up	1	
715	59181D	Differential W/Ring Gear, [AW55-50SN] (Volvo) (61-Teeth) (1-Groove) (12-Bolt) (24-Roller Bearing on Ring Gear Side & 27-Roller Bearing on Bell Housing Side) (Housing is 7-1/8" Tall) (With 4-Windows)	1	
715	59181E	Differential W/Ring Gear, [AW55-51SN] (Volvo) (59-Teeth) (2-Grooves) (12-Bolt) (24-Roller Bearing on Ring Gear Side and 27-Roller Bearing on Bell Housing Side) 2000-Up	1	
715	59181F	Differential W/Ring Gear, [AW55-50SN] (GM) (61-Teeth) (5-Grooves) (12-Bolt) (24-Roller Bearing on Ring Gear Side & 27-Roller Bearing on Bell Housing Side) (Housing is 5-1/4" Tall) (With 4-Windows) 2005-Up	1	
715	59181G	Differential W/Ring Gear, [AW55-50SN] (Saturn) (61-Teeth) (3-Grooves) (12-Bolt) (24-Roller Bearing on Ring Gear Side & 27-Roller Bearing on Bell Housing Side) (Housing is 8-1/4" Tall With 2-Windows) (AWD) 2002-Up	1	
716	59180G	Differential Housing, [AW55-50SN / AW55-51SN] (Volvo) (12-Bolt) (7-1/8" Tall) (24-Roller Bearing on Ring Gear Side & 27-Roller Bearing on Differential Housing Side) (With 4-Windows) 2000-Up	1	
716	59180H	Differential Housing, [AW55-50SN] (GM) (12-Bolt) (5-1/4" Tall) (24-Roller Bearing on Ring Gear Side & 27-Roller Bearing on Differential Housing Side) (With 4-Windows) 2005-Up	1	
716	59180J	Differential Housing, [AW55-50SN] (Saturn) (12-Bolt) (8-1/2" Tall) (AWD) (24-Roller Bearing on Ring Gear & 27-Roller Bearing on Differential Side) (With 2-Windows) 2002-Up	1	
720	59190G	Ring Gear, [AW55-50SN] (Differential) (61-Teeth) (1-Groove) (12-Bolt) 2000-Up	1	
720	59190H	Ring Gear, [AW55-51SN] (Differential) (59-Teeth) (2-Grooves) (12-Bolt) 2000-Up	1	
730	59196G	Pinion Gear, [AW55-50SN] (25-Teeth) (1-Groove) (1.590" Thick) (3.670"OD) 2000-Up	1	
730	59196H	Pinion Gear, [AW55-51SN] (26-Teeth) (2-Grooves) (1.590" Thick) (3.835"OD) 2000-Up	1	
		VALVE BODIES (REBUILT)		
740	AW-2910	Valve Body, [AW55-50SN] (Early GM, Saab, Saturn) (9165 Casting) (No Code)	1	
740	AW-2911	Valve Body, [AW55-50SN] (Early GM, Saab, Saturn) (9167 Casting) (A-Code)	1	
740	AW-2912	Valve Body, [AW55-50SN] (Late GM, Saab, Saturn) (9168 Casting) (B-Code)	1	
740	AW-2920	Valve Body, [AW55-50SN] (Early Volvo) (9165 Casting) (No Code)	1	

AW55-50SN / AW55-51SN [AF33-5 / RE5F22A]

ILL#	PART#	DESCRIPTION	QTY	REF #
		VALVE BODIES (REBUILT) (Cont)		
740	AW-2921	Valve Body, [AW55-50SN] (Early Volvo) (9165 Casting) (C-Code)	1	
740	AW-2922	Valve Body, [AW55-50SN] (Early Volvo) (9167 Casting) (A-Code)	1	
740	AW-2923	Valve Body, [AW55-50SN] (Late Volvo) (9168 Casting) (B-Code)	1	
740	AW-2930	Valve Body, [AW55-51SN] (Nissan) (9168 Casting) (B-Code) (Without (B5) Spring)	1	
740	AW-2931	Valve Body, [AW55-50SN] (Nissan) (9168 Casting) (B-Code) (With (B5) Spring)	1	
		VALVE BODIES		
740	59754D	Valve Body, [AW55-50SN] (Volvo) (8-Solenoids) 2000-Up	1	
740	59754E	Valve Body, [AW55-51SN] (Nissan) (8-Solenoids) 2000-Up	1	
740	59754DA	Valve Body, [AW55-50SN] (GM, Saturn) (8-Solenoids) 2000-Up	1	
		VALVE BODY COMPONENTS		
741	59947-01K	Valve & Sleeve Kit, [AW55-50SN / AW55-51SN] (Lock-Up Relay Control)	1	Sonnax
741	59947-05K	Valve & Sleeve Kit, [AW55-50SN / AW55-51SN] (Solenoid Relay)	1	Sonnax
741	59947-03K	Valve & Sleeve Kit, [AW55-50SN / AW55-51SN] (Lock-Up Control)	1	Sonnax
741	59947-09K	Valve & Sleeve Kit, [AW55-50SN / AW55-51SN] (Solenoid Module Valve Capsule Kit) (Includes: Valve, Sleeve, & Spring)	1	Sonnax
741	59947-12K	Valve & Sleeve Assembly, [AW55-50SN / AW55-51SN] (Oversized Press Regulator Valve & Spring With Main Boost Valve & Sleeve) (*Requires Tool: F-59947-TL12 & VB-FIX)	1	Sonnax
741	59947-07K	Valve & Sleeve Kit, [AW55-50SN / AW55-51SN] (Main Boost)	1	Sonnax
741	59947-16K	Valve & Spring Kit, [AW55-50SN / AW55-51SN] (Secondary Regulator Valve) (*Requires Tool: F-59947-TL16 & VB-FIX)	1	Sonnax
741	59947-21K	Kit, [AW55-50SN / AW55-51SN] (O-Ringed End Plug Kit) (Includes: 4-Small, 1-Large End Plug, 6-Small, 2-Large O-Rings)	1	Sonnax
741	59947-26K	Kit, [AW55-50SN / AW55-51SN] (B4) (Release Valve) (*Requires: F-59947-TL26 & VB-FIX)	1	Sonnax
	59947-LPC	Kit, [AW55-50SN / AW55-51SN] (LPC Line Press) (Accumulator Piston Kit) (Includes: 1-Piston, 2-Springs, 2-O-Rings)	1	Sonnax
		HARD PARTS (Cont)		
746	59688D	Cover, [AW55-50SN / AW55-51SN] (Valve Body) (2-Bolt) (Aluminum) 2000-Up (Cast #35475-50A010)	1	
750	59703D	Bell Housing, [AW55-50SN] (Volvo) (5" Top Bolts) (2.958"OD Axle Seal) (4-1/2" Thick) (8-Threaded Holes Around Axle Seal) (Cast # 9165) (Starter at 2:00) 2000-Up	1	
750	59703E	Bell Housing, [AW55-51SN] (Volvo) (3" Top Bolts) (2.480"OD Axle Seal) (4-7/8" Thick) (*External Oil Cooler)	1	
750	59703F	Bell Housing, [AW55-50SN] (GM) (5" Top Bolts) (2.145"OD Axle Seal) (4-11/16" Thick) (4-Threaded Holes Around Axles Seal) (Cast # 9191) (Starter at 3:00) 2005-Up	1	
750	59703G	Bell Housing, [AW55-50SN] (Saturn) (5" Top Bolts) (2.400"OD Axle Seal) (5" Thick) (6-Threaded Holes Around Axle Seal) (Cast # 9194) (Starter at 4:00) 2002-Up	1	
759	59702D	Rear Cover, [AW55-50SN] (Volvo, GM, Saturn) (12-Bolt) (.735"OD) (Bearing #223) 2000-Up	1	
759	59702E	Rear Cover, [AW55-51SN] (Volvo) (12-Bolt) (.835"OD) (Bearing #223) 2000-Up (3-Threaded Bosses at 12:00)	1	
760	59701F	Case, [AW55-50SN] (Volvo) (Black Tag) (3-Threaded Bosses Above Axle Seal and 1-Big Boss on Linkage Side) 2000-Up	1	
760	59701G	Case, [AW55-51SN] (Volvo) (Red Tag) 2000-Up	1	
760	59701H	Case, [AW55-50SN] (GM) (Brown Tag) (No Bosses Above Axle Seal and 3-Big Bosses on Linkage Side) (*All the Same Height) 2005-Up	1	
760	59701J	Case, [AW55-50SN] (Saturn) (Tan Tag) (No Bosses Above Axle Seal and Big Bosses on Linkage Side) (*1-Boss is Taller) 2002-Up	1	
766	59801D	Pan, [AW55-50SN] (Volvo) (Side) (9-Bolt) (With Screw in Vent Fitting) 2000-Up	1	
766	59801E	Pan, [AW55-51SN] (Volvo) (Side) (9-Bolt) (With Welded on Vent Tube) 2000-Up	1	
766	59801F	Pan, [AW55-50SN] (GM) (Side) (9-Bolt) (No Vent) 2005-Up	1	
795	59948	Nut, [AW55-50SN / AW55-51SN] (Drive Transfer) (2.375" at Flats) (Right Hand Threads) (2.000"ID)	1	
796	59948D	Nut, [AW55-50SN / AW55-51SN] (Holds Pinion to 4-5 Planet Shaft) (.965"ID) 2000-Up	1	

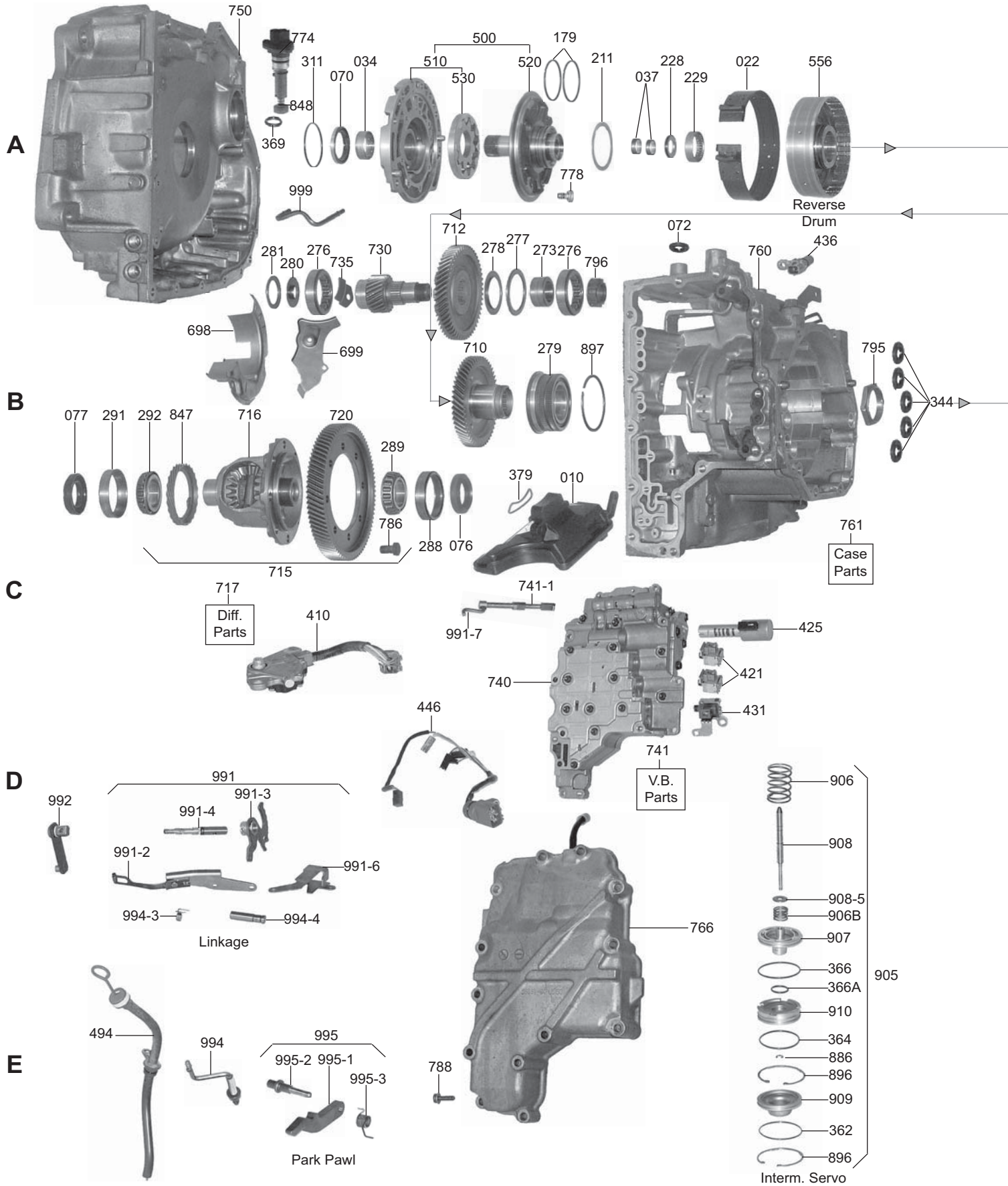
AW55-50SN / AW55-51SN [AF33-5 / RE5F22A]

ILL#	PART#	DESCRIPTION	QTY	REF #
		HARD PARTS (Cont)		
854	59814D	Cushion, [AW55-50SN / AW55-51SN] (1-2 Reverse Clutch) (.041" Thick) (4.985"ID) (5.630"OD) 2000-Up	1	
858	59815D	Cushion, [AW55-50SN] (Direct Clutch) (.032") (4-Teeth) (Dished) (3.600"ID) 2000-Up	1	
	K59928F	Snap Ring Kit, [AW55-50SN / AW55-51SN]	1	
905	K59985D	Servo Assembly, [AW55-50SN] (3rd Gear Band) (With 7/8" Thick Cover) (With 2-Stripe Pin)	1	
905	K59985E	Servo Assembly, [AW55-51SN] (3rd Gear Band) (With 2-1/2" Thick Cover) (With 1-Stripe Pin)	1	
916	59689D	Band Anchor, [AW55-50SN / AW55-51SN] (3rd Gear) (With 5-Sided Head) 2000-Up	1	
930	K59982D	Accumulator Assembly, [AW55-50SN / AW55-51SN] (Forward & Direct Clutch) (Piston is .800"OD) 2000-Up	1	
961	59813D	Piston, [AW55-50SN / AW55-51SN] (4-5 Clutch) (.475" Thick at the Edge) (4.500"OD) (1.970"ID) (With Check Ball & 18-Spring Pockets) 2000-Up	1	
962	59806D	Piston, [AW55-50SN / AW55-51SN] (2nd Clutch) (Aluminum) (.492" Thick) (5.590"ID) (6-1/4"OD) (*No Inner O-Ring Groove) 2000-Up	1	
962A	59806E	Piston Insert, [AW55-50SN / AW55-51SN] (2nd Clutch) (.315" Thick) (4.895"ID) (5.580"OD) 2000-Up	1	
964	59809D	Piston, [AW55-50SN] (Forward Clutch) (1.850" Thick at Edge) (With 2-Check Balls) 2000-Up	1	
964	59809E	Piston, [AW55-51SN] (Forward Clutch) (1.790" Thick at Edge) (With 2-Check Balls) 2000-Up	1	
965	59808D	Piston, [AW55-50SN] (Direct Clutch) (Aluminum) (.505" Thick at Edge) (With Check Ball) (16-Spring Pockets)	1	
965	59808E	Piston, [AW55-51SN] (Direct Clutch) (Aluminum) (.487" Thick at Edge) (With Check Ball) (16-Spring Pockets)	1	
966	59812D	Piston, [AW55-50SN / AW55-51SN] (1-2 Reverse Clutch) (.425" Thick at Edge) (2.725"ID) (5.505"OD) (22-Pockets)	1	
967	59807D	Piston, [AW55-50SN] (Low / Reverse Clutch) (1.222" Thick) (6-1/4"OD) 2000-Up	1	
967	59807E	Piston, [AW55-51SN] (Low / Reverse Clutch) (1.175" Thick) (6-1/4"OD) 2000-Up	1	
969	59810D	Piston, [AW55-50SN / AW55-51SN] (2nd Coast Clutch) (Aluminum) (.500" Thick) (2.035"ID) (4.24"OD) (15-Pockets)	1	
976	K59974D	Retainer W/Springs, [AW55-50SN / AW55-51SN] (1-2 Reverse Clutch Return) (22-Springs) (2.68"ID) (3.988"OD)	1	
981	K59975D	Retainer W/Springs, [AW55-50SN / AW55-51SN] (4-5 Clutch Return) (18-Springs) (.792" Thick) (3.105"OD) (1.93"ID)	1	
982	K59970D	Retainer W/Springs, [AW55-50SN] (2nd Brake Clutch) (12-Springs) (4.875"ID) (5.800"OD)	1	
982	K59970E	Retainer W/Springs, [AW55-51SN] (2nd Clutch) (8-Springs) (4.875"ID) (5.800"OD) 2000-Up	1	
985	K59971D	Retainer W/Springs, [AW55-50SN / AW55-51SN] (Forward & Direct Clutch Return) (16-Springs) (.950" Thick) (3.125"OD) (1.84"ID)	1	
987	K59972D	Retainer W/Springs, [AW55-50SN / AW55-51SN] (Low / Reverse Clutch) (.775" Thick) (6-5/16"OD) (15-Springs)	1	
989	K59973D	Retainer W/Springs, [AW55-50SN / AW55-51SN] (2nd Coast Clutch) (1.84"ID) (3.14"OD) (15-Springs)	1	
998	59843D	Oil Cooler, [AW55-51SN] (External) (1-Bolt) (3-7/8" OD) 2000-Up	1	

NOTES:

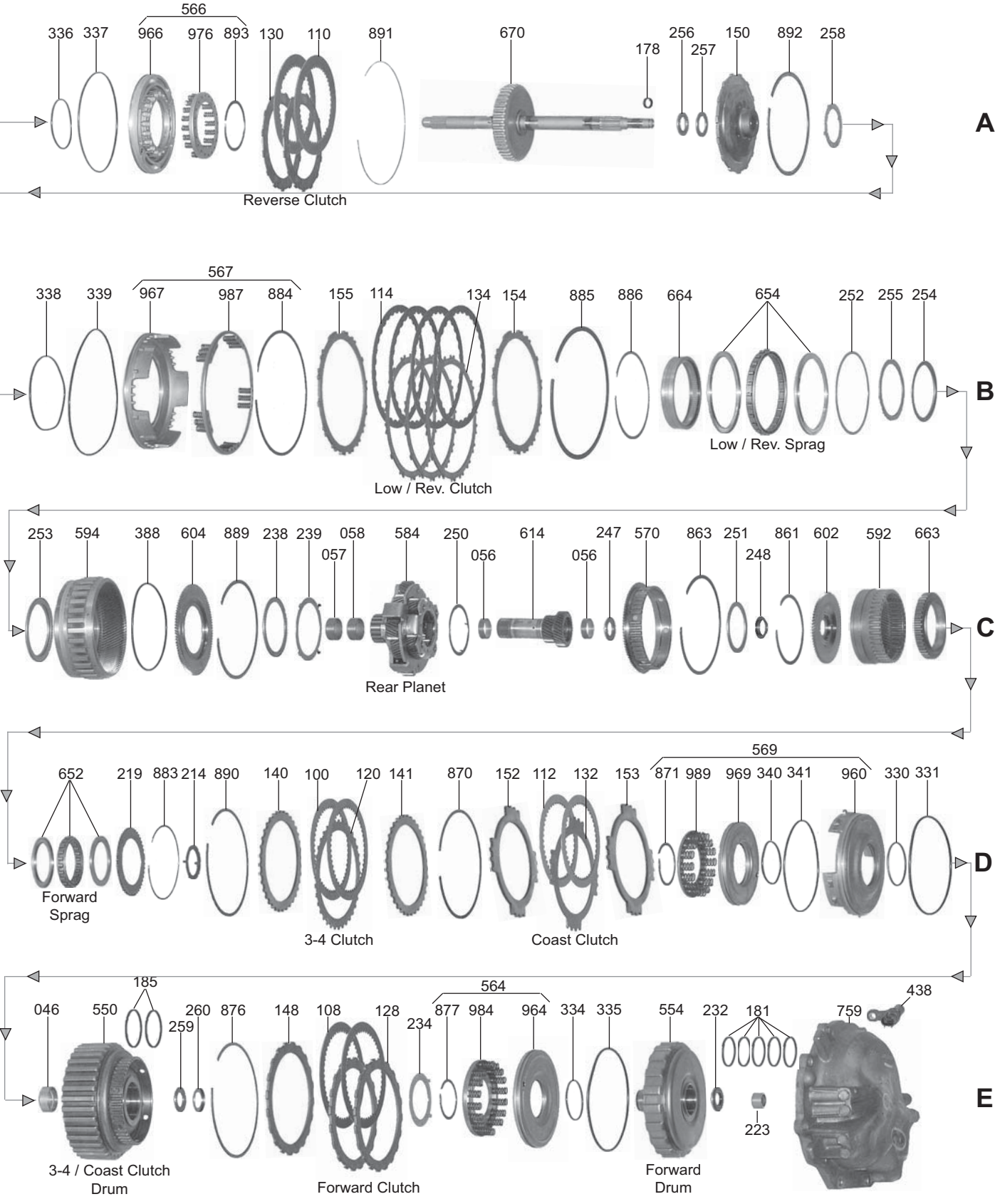
AW60-40LE [AF13]

FWD 4 Speed



AW60-40LE [AF13]

FWD 4 Speed



AW60-40LE [AF13]

ILL#	PART#	DESCRIPTION	QTY	REF #
		OVERHAUL KIT		
	K59900A	Overhaul Kit, [AW60-40LE] (Suzuki Esteem, Vauxhall, Opel Astra, Corsa) 1993-Up	1	
		MASTER L/STEEL KIT		
	DK5900A-S	Master L/Steels Kit, [AW60-40LE] (Suzuki Esteem, Vauxhall, Opel Astra, Corsa) 1993-Up	1	
		MASTER W/STEEL KIT		
	DK5900A	Master W/Steels Kit, [AW60-40LE] (Suzuki Esteem, Vauxhall, Opel Astra, Corsa) 1993-Up	1	
		FILTER		
010	59710A	Filter, [AW60-40LE] 1993-Up	1	26445-60G10
		BAND		
022	59700A	Band, [AW60-40LE] (Intermediate) (Flex) 1993-Up	1	26971-60G10
		BUSHING		
	K59901A	Bushing Kit, [AW60-40LE] 1993-Up	1	
		FRICITION CLUTCHES		
100	59100B	Friction, [AW60-40LE] (3-4 Clutch) (.067") (51-Teeth) (5.600"OD) 1993-Up	2-4	90444669
108	59100B	Friction, [AW60-40LE] (Forward Clutch) (.067") (51-Teeth) (5.600"OD) 1993-Up	2	90444669
110	59111	Friction, [AW60-40LE] (Reverse Clutch) (.071") (44-Teeth) (4.962"OD) 1993-Up	2	90444546
110	59111A	Friction, [AW60-41SN] (Reverse Clutch) (.075") (44-Teeth) (5.250"OD) 1998-Up	2	
112	59100A	Friction, [AW60-40LE] (Coast Clutch) (.067") (44-Teeth) (4.962"OD) 1993-Up	2	90444685
114	59108	Friction, [AW60-40LE] (Low / Reverse Clutch) (.067") (33-Teeth) (6.302"OD) 1995-Up	4	90348808
	K59100A	Friction Module, [AW60-40LE] 1995-Up	1	
		STEEL CLUTCHES		
120	59113	Steel, [AW60-40LE] (3-4 Clutch) (.071") (36-Teeth) 1993-Up	2-3	90444885
120	59113A	Steel, [AW60-40LE] (3-4 Clutch) (.098") (36-Teeth) 1998-Up	1	
128	59109A	Steel, [AW60-40LE] (Forward Clutch) (.071") (20-Teeth) 1993-Up	3	90444670
130	59112	Steel, [AW60-40LE] (Reverse Clutch) (.071") (6-Lugs) (4.100"ID) 1993-Up	2	90444686
130	59112A	Steel, [AW60-41SN] (Reverse Clutch) (.071") (15-Teeth) (4.100"ID) 1998-Up	2	
132	59101A	Steel, [AW60-40LE] (Coast Clutch) (.072") (16-Teeth) 1993-Up	2-3	90444863
132	59101B	Steel, [AW60-40LE] (Coast Clutch) (.126") (16-Teeth)	AR	90444550
134	59105A	Steel, [AW60-40LE] (Low / Reverse Clutch) (.071") (15-Teeth) 1993-Up	3-5	90444973
	K59110A	Steel Module, [AW60-40LE] 1995-Up	1	
		CLUTCH PRESSURE PLATES		
140	59138A	Pressure Plate, [AW60-40LE] (3-4 Clutch) (Top) (.142") (36-Teeth) (*Also Fits 3-4 Clutch Bottom)	1-2	
140	59138C	Pressure Plate, [AW60-40LE] (3-4 Clutch) (Top) (.150") (36-Teeth) (*Also Fits 3-4 Clutch Bottom)	1-2	
148	59134B	Pressure Plate, [AW60-40LE] (Forward Clutch) (Top) (.142")	1	
148	59134C	Pressure Plate, [AW60-40LE] (Forward Clutch) (Top) (.150") (20-Teeth)	1	
150	59139A	Pressure Plate, [AW60-40LE] (Reverse Clutch W/ Splined Hub) (15-Lugs) (.160" Thick at Edge)	1	
152	59135B	Pressure Plate, [AW60-40LE] (Coast Clutch) (Top) (.155") (16-Teeth) (*Also Fits Coast Clutch Bottom)	1-2	
155	59137B	Pressure Plate, [AW60-40LE] (Low / Reverse Clutch) (Top) (.42") (15-Teeth) (*Also Low / Reverse Clutch Bottom)	1-2	
		OIL SEALING RINGS		
	K59300A	Ring Kit, [AW60-40LE] 1992-Up	1	
		WASHERS & BEARINGS		
211	59401A	Washer, [AW60-40LE] (Stator to Reverse Clutch Drum) (.060") (Plastic) (1-Tab)	1	
214	59402A	Washer, [AW60-40LE] (Rear Ring Gear Hub to 3-4 Coast Clutch Drum) (4-Tab) (Plastic)	1	
219	59436A	Race, [AW60-40LE] (Forward Sprag) (40-Teeth) (2.460"ID) (.117" Thick)	1	

AW60-40LE [AF13]

ILL#	PART#	DESCRIPTION	QTY	REF #
WASHER & BEARINGS (Cont)				
223	59415B	Caged Bearing, [AW60-40LE] (Rear Cover) (Cast # BKM131715J)	1	
228	59416A	Bearing W/Races, [AW60-40LE] (Stator to Reverse Clutch Hub Input Shaft)	1	24171-60G10
229	59417A	Caged Bearing, [AW60-40LE] (Stator to Reverse Drum) (1.770"OD) (.468" Wide)	1	24733-60G10
232	59418B	Bearing W/Races, [AW60-40LE] (Forward Clutch Drum to Rear Cover) (1.231"OD) (.639"ID) (.140 Thick)	1	
234	59403A	Washer, [AW60-40LE] (Forward Clutch Drum to 3-4 Coast Clutch Drum) (4-Tab) (Plastic)	1	
238	59419B	Bearing W/Race, [AW60-40LE] (Planet to Front Ring Gear Hub) (3.276"OD)	1	24912-60G10
239	59437B	Race, [AW60-40LE] (Planet to Front Ring Gear Hub) (4-Tab)	1	24913-60G10
247	59420A	Bearing W/Race, [AW60-40LE] (Sun Gear & Forward Drum to Rear Ring Gear Hub) (1.270"OD) (.745"ID)	1-2	24935-60G10
248	59438A	Race, [AW60-40LE] (Sun Gear to Rear Ring Gear Hub)	1	24955-60G10
250	59439A	Race, [AW60-40LE] (Planet to Rear Ring Gear Hub) (4-Tab)	1	24916-60G10
251	59421A	Bearing W/Race, [AW60-40LE] (Planet to Rear Ring Gear Hub)	1	24915-60G10
252	59440A	Race, [AW60-40LE] (Sprag to Front Ring Gear) (Plastic) (.058" Thick)	1	
253	59422B	Bearing W/Race, [AW60-40LE] (Low / Reverse Inner Race to Front Planet) (2.550"ID)	1	
254	59441A	Race, [AW60-40LE] (Low / Reverse Sprag Inner Race Spacer Bearing) (2.690"ID)	1	
255	59442A	Spacer, [AW60-40LE] (Low / Reverse Inner Race to Bearing Race) (.078" Thick)	1	
256	59423B	Bearing W/Race, [AW60-40LE] (Input Shaft to Reverse Clutch Pressure Plate) (1.225"OD) (.738"ID) (.110" Thick)	1	
257	59443A	Race, [AW60-40LE] (Input Shaft to Reverse Clutch Pressure Plate) (.079" Thick) (1.310"OD)	1	
258	59404A	Washer, [AW60-40LE] (Reverse Clutch Pressure Plate to Drive) (.056" Thick) (4-Tabs)	1	
259	59420A	Bearing W/Race, [AW60-40LE] (Forward Drum to Rear Ring Gear Hub)	1	
260	59444A	Race, [AW60-40LE] (Forward Drum to Rear Ring Gear Hub)	1	
273	59978E	Inner Race, [AW60-40LE] (Pinion Shaft to Roller Bearing) (Cast # 06NU0716/20 KOYO)	1	
276	59424A	Roller Bearing, [AW60-40LE] (Pinion Shaft to Bell Housing) (Cast # RNU090716-1) (*Also Pinion Shaft to Case)	1-2	24193-60G10
277	59425A	Bearing W/Race, [AW60-40LE] (Driven Transfer Gear to Case)	1	24186-60G10
278	59445A	Race, [AW60-40LE] (Driven Transfer Gear to Case)	1	24187-60G10
279	59120A	Ball Bearing, [AW60-40LE] (Drive Transfer Gear Support) (2-Rolls of Ball Bearings) (Cast # FBD49-1 G NSK)	1	
280	59446A	Race, [AW60-40LE] (Pinion Shaft to Bell Housing)	1	24189-60G10
281	59427A	Bearing W/Race, [AW60-40LE] (Pinion Shaft to Bell Housing)	1	24188-60G10
288 289	89098B	Bearing W/Race, [AW60-40LE] (Differential Housing to Bell Housing) (Cast # TR080702J) (*Also Differential Housing to Case)	1-2	
291 292	89098B	Bearing W/Race, [AW60-40LE] (Differential Housing to Case) (Cast # TR080702J)	1-2	
GASKET & RUBBER COMPONENT				
300	59500AF	Gasket, [AW60-40LE] (Pan) (Fiber) (Farpack)	1	
ELECTRICAL COMPONENTS				
410	59947A	Switch, [AW60-40LE] (Neutral Safety) (Tag # 60A030) (Tag #60A050) (9-Blade Connector)	1	37720-60G11
421	59957	Solenoid, [AW60-40LE] (Shift) 1993-Up	2	26426-60G11
425	59954A	Solenoid, [AW60-40LE] (Lock-Up) 1993-Up	1	
431	59946A	Solenoid, [AW60-40LE] (EPC) (Linear)	1	26427-60G10
436	59974A	Sensor, [AW60-40LE] (Output Speed) (Reads Off Pinion Nut) (Grey)	1	26141-60G10
438	59973A	Sensor, [AW60-40LE] (Turbine Shaft) (Reads Off Forward Drum) (Black)	1	26143-60G10
445	59994A	Wire Harness, [AW60-40LE] (External)	1	
446	59995B	Wire Harness, [AW60-40LE] (Internal) (7-Prong Case Connector) (Has (5) 2-Prong Connectors)	1	
HARD PARTS				
500	59911A	Complete Pump, [AW60-40LE] (Cast Letter "C")	1	

AW60-40LE [AF13]

ILL#	PART#	DESCRIPTION	QTY	REF #
		HARD PARTS (Cont)		
510	59912A	Pump Body, [AW60-40LE] (Cast Letter "C") (With Gears)	1	
520	59913A	Stator, [AW60-40LE] (Cast Letter "C")	1	22820-60G10
530	K59201A	Pump Gear Set, [AW60-40LE] (.373" Thick)	1	
550	59732A	Drum, [AW60-40LE] (3-4 Coast Clutch)	1	
554	59733C	Drum, [AW60-40LE] (Forward Clutch) (2 Clutch) (20-Teeth Steels)	1	
556	59716B	Drum, [AW60-40LE] (Reverse Clutch) (2 Clutch)	1	
570	59875A	Hub, [AW60-40LE] (3-4 Clutch Hub)	1	
584	59731B	Planet, [AW60-40LE] (Uses a 26-Teeth / 35-Teeth Sun Gear)	1	24910-60G10
592	59713A	Ring Gear, [AW60-40LE] (Rear & Coast Clutch Hub)	1	
594	59714A	Ring Gear, [AW60-40LE] (Front & Low / Reverse Clutch Hub) (33-Outer Teeth) (2.270" Thick)	1	
602	59742B	Hub, [AW60-40LE] (Rear Ring Gear) (.833"ID) (4-Holes)	1	
604	59743A	Hub, [AW60-40LE] (Front Ring Gear) (98-Teeth) (2.615"ID)	1	
614	59748B	Sun Gear, [AW60-40LE] (26-Teeth / 35-Teeth)	1	24931-60G10
		SPRAGS & ONE WAY CLUTCHES		
652	59725A	Sprag, [AW60-40LE] (Forward With Brass Races) (22-Lugs) (.434" Thick)	1	26672-60GT0
654	59727A	Sprag, [AW60-40LE] (Low / Reverse With Brass Races) (24-Lugs) (.450" Thick)	1	
		HARD PARTS (Cont)		
663	59943A	Outer Race, [AW60-40LE] (Forward Sprag) (.573" Thick) (2.663"ID) (44-Teeth)	1	
664	59757A	Inner Race, [AW60-40LE] (Low / Reverse Sprag) (.670" Thick) (3.835"OD)	1	
670	59851A	Shaft, [AW60-40LE] (Input W/ Reverse Clutch Hub) (16-Converter Splines / 16-Rear Splines) (12-1/2") (44-Teeth Clutch Hub)	1	
698	59843C	Oil Baff e, [AW60-40LE] (Differential to Bell Housing) (3-Bolt) (Tin)	1	
699	59843D	Oil Baff e, [AW60-40LE] (Differential to Case) (3-Bolt) (Tin)	1	
710	59194C	Gear, [AW60-40LE] (Drive Transfer) (53-Teeth)	1	24510-60G11
712	59195C	Gear, [AW60-40LE] (Driven Transfer) (54-Teeth) (*Fits Drive Gear With 12-Park Lugs)	1	
716	59180F	Differential Housing, [AW60-40LE] (With Spider Gears) (.980"ID Axle Hole)	1	
720	59190F	Ring Gear, [AW60-40LE] (Differential) (87-Teeth) (3-Grooves) (*Fits 59196F Pinion)	1	
730	59196F	Pinion, [AW60-40LE] (Shaft) (23-Teeth) (3-Grooves) (*Fits 59190F Ring Gear)	1	
735	59843E	Oil Baff e, [AW60-40LE] (Pinion Shaft to Bell) (1-Bolt)	1	
740	59754C	Valve Body, [AW60-40LE] (4-Solenoid Type)	1	26500-65G30
750	59703C	Bell Housing, [AW60-40LE] (Cast # 60A080)	1	
759	59702E	Rear Cover, [AW60-40LE] (Cast # 35143-60A010) (10-Bolt) (Aluminum)	1	24731-60G10
760	59701E	Case, [AW60-40LE] (Pink Tag) (With Cast # 60-42LE)	1	24710-60G12
766	59801B	Pan, [AW60-40LE] (Side) (Aluminum) (Cast # 35151-60A050) (13-Bolt)	1	24751-60G11
774	59951A	Speed-O Housing, [AW60-40LE] (With 20-Teeth Driven Gear) (With 2-Prong Connector) (VSS)	1	
795	59948B	Nut, [AW60-40LE] (Hold Drive Transfer Gear to Bearing Support) (2.158"OD at Flats)	1	
796	59948C	Nut, [AW60-40LE] (Pinion Shaft Roller Bearing) (12-Teeth Rotor) (Right Hand Threads)	1	
861	K59928E	Snap Ring Kit, [AW60-40LE]	1	
905	K59985A	Servo Assembly, [AW60-40LE] (Intermediate)	1	

5-SPEED QUICK REFERENCE CHART

DIFFERENTIAL BEARINGS

MODEL	YEAR	CODE	RING GEAR SIDE	NON-RING GEAR SIDE
ACURA (5 SPEED)				
3.2 CL	01~03	BGFA, MGFA	98208E	98208D
3.2 TL	00~03	B7WA, M7WA	98208E	98208D
MDX	01~02	BGHA, MGHA	98208E	98208D
MDX	03~04	MDKA	121208B	121208
MDX	05~09	BDKA,BYFA	121208B	121208H
RDX (Awd)	07~09	BWEA	121208D	121208C
RDX (Fwd/Awd)	10~11	BT3A, BWEA	121208D	121208C
RL	05~08	MJBA	121208B	121208H
RL	09~10	MJBA	121208D	121208H
RSX (Some)	2002	MRMA	98208A	98208
RSX (Some)	2002	MRMA	121208E	98208
RSX	03~04	MRMA	121208E	98208
RSX (Some)	2005	MRMA	121208E	98208
RSX (Some)	2005	MRMA	121208G	121208F
RSX	2006	MRMA	121208G	121208F
TL	04~05	BDGA	121208A	121208
TL	2006	BDGA	121208B	121208
TL	07~08	BDGA	121208D	121208C
TL Type "S"	07~08	BDHA	121208D	121208C
TL	09~11	BK3A	121208D	121208C
TL SH (Awd)	09~11	BK4A	121208D	121208C
TSX	2004	MCTA	121208E	98208
TSX (4 Cyl)	05~09	MCTA,MM7A	121208G	121208F
TSX (V6)	10~11	MM2A	121208D	121208C
HONDA (5 SPEED)				
Accord (4 Cyl)	03~04	BCLA, MCLA	121208E	98208
Accord (4 Cyl)	05~07	BCLA, MCLA	121208G	121208F
Accord (4 Cyl)	08~11	B90A, M91A	121208G	121208F
Accord (V6)	03~05	BAYA, MAYA	121208A	121208
Accord (V6)	06~07	BAYA, MAYA	121208B	121208
Accord (V6)	08~11	B97A,P79A	121208D	121208C
Accord Hybrid	05~07	MURA	121208B	121208H
Civic	06~10	SPCA, MPCA	BALL	BALL
CR-V (Fwd)	05~06	GPLA, MKYA	121208G	121208F
CR-V (Fwd)	07~11	BZJA, MZJA	121208K	121208J
CR-V (Awd)	05~06	GPPA, MKZA	121208G	121208F
CR-V (Awd)	07~11	BZHA, MZHA	121208K	121208J
Element (Fwd)	07~11	BZKA, MNZA	121208K	121208J
Element (Awd)	07~11	BZNA, MZKA	121208K	121208J
Fit	07~08	SMMA	BALL	BALL
Fit	09~10	SP5A, MP5A	BALL	BALL
Odyssey	2002	BYBA	98208E	98208D
Odyssey	03~04	BYBA	121208A	121208
Odyssey	05~06	BGRA	121208B	121208
Odyssey	2007	PGRA,P36A,B36A	121208D	121208C
Odyssey	08~11	P36A, B36A	121208M	121208L
Pilot (Awd)	03~04	BVGA	121208A	121208
Pilot (Awd)	2005	BVGA	121208B	121208
Pilot (Awd)	06~07	BVGA, PVGA	121208B	121208H
Pilot (Awd)	2008	P34A	121208B	121208H
Pilot (Awd)	09~11	PN3A	121208M	121208L
Pilot (Fwd)	06~07	BVLA, PVLA	121208B	121208H
Pilot (Fwd)	2008	P35A	121208B	121208H
Pilot (Fwd)	09~11	PN4A	121208M	121208L
Ridgeline	06~09	BJFA, MJFA,PSFA	121208D	121208C
Ridgeline	10~11	PSFA	121208M	121208L
SATURN				
Saturn Vue	2004	MDPA, MDRA	121208B	121208
Saturn Vue	05~06	MDPA, MDRA	121208B	121208H
Saturn Vue	2007	MDPA, MDRA	121208D	121208C

5 SPEED QUICK REFERENCE CHART

OVERHAUL KITS & FILTERS

ACURA (5-SPD)	Year	Code	Overhaul Kit	Kit Without Steels	Kit With Steels	Filter	Cooler Filter
3.2 CL	01~03	BGFA, MGFA	K121900	DK12100A-S	DK12100A	121712	121714
3.2 TL	00~03	B7WA, M7WA	K121900	DK12100A-S	DK12100A	121712	121714
MDX	01~02	BGHA, MGHA	K121900D	DK12100B-S	DK12100B	121711	121714
MDX	03~06	BDKA, MDKA	K121900F	DK12100C-S	DK12100C	121713	121715
MDX	07~09	BYFA	K121900J	DK12100J-S	DK12100J	121713A	121715
RDX (Awd)	07~09	BWEA	K121900F	DK12100M-S	DK12100M	121713A	121715
RDX (Fwd & Awd)	10~11	BT3A, BWEA	K121900F	DK12100MA-S	DK12100MA	121713A	121715
RL	05~08	MJBA	K121900F	DK12100MB-S	DK12100MB	121713B	121715
RL	09~10	MJBA	K121900F	DK12100MC-S	DK12100MC	121713C	121715
RSX	02~06	MRMA	K121900E	DK12100D-S	DK12100D	121710	N/A
TL	04~06	BDGA	K121900	DK12100A-S	DK12100A	121712	121716
TL	07~08	BDGA	K121900H	DK12100H-S	DK12100H	121711B	121715
TL Type S	07~08	BDHA	K121900H	DK12100H-S	DK12100H	121711B	121715
TL	09~11	BK3A	K121900H	DK12100HA-S	DK12100HA	121711B	121715
TL SH (Awd)	09~11	BK4A	K121900J	DK12100JA-S	DK12100JA	121711B	121715
TSX	04~08	MCTA	K121900E	DK12100E-S	DK12100E	121710	121717
TSX (4 Cyl)	09~11	MM7A	K121900K	DK12100KA-S	DK12100KA	121710A	121717
TSX (V6)	10~11	MM2A	K121900H	DK12100HA-S	DK12100HA	121711B	121715
HONDA (5-SPD)							
Accord (4 Cyl)	03~04	BCLA, MCLA	K121900E	DK12100F-S	DK12100F	121710	121717
Accord (4 Cyl)	2005	BCLA, MCLA	K121900E	DK12100FA-S	DK12100FA	121710	121717
Accord (4 Cyl)	06~07	BCLA, MCLA	K121900E	DK12100FB-S	DK12100FB	121710	121717
Accord (4 Cyl)	08~09	B90A, M91A	K121900K	DK12100K-S	DK12100K	121710A	121717
Accord (4 Cyl)	10~11	B90A, M91A	K121900K	DK12100KA-S	DK12100KA	121710A	121717
Accord (V6)	03~07	BAYA, MAYA	K121900	DK12100A-S	DK12100A	121712	121716
Accord (V6)	08~09	B97A	K121900H	DK12100HB-S	DK12100HB	121711B	121715
Accord (V6)	10~11	B97A	K121900H	DK12100HA-S	DK12100HA	121711B	121715
Accord Hybrid	05~07	MURA	K121900L	DK12100L-S	DK12100L	121711L	121715
Civic	06~10	SPCA, MPCA	K121900G	DK12100GA-S	DK12100GA	121710G	121717
CR-V (Fwd)	05~06	GPLA, MKYA	K121900E	DK12100EA-S	DK12100EA	121710	N/A
CR-V (Fwd)	07~09	BZJA, MZJA	K121900E	DK12100EB-S	DK12100EB	121710A	N/A
CR-V (Fwd)	10~11	BZJA, MZJA	K121900E	DK12100EC-S	DK12100EC	121710A	N/A
CR-V (Awd)	05~06	GPPA, MKZA	K121900E	DK12100EA-S	DK12100EA	121710	N/A
CR-V (Awd)	07~09	BZHA, MZHA	K121900E	DK12100EB-S	DK12100EB	121710A	N/A
CR-V (Awd)	10~11	BZHA, MZHA	K121900E	DK12100EC-S	DK12100EC	121710A	N/A
Element (Fwd)	07~11	BZKA, MNZA	K121900E	DK12100EB-S	DK12100EB	121710A	N/A
Element (Awd)	07~11	BZNA, MZKA	K121900E	DK12100EB-S	DK12100EB	121710A	N/A
Fit	07~08	SMMA	K121900G	DK12100GA-S	DK12100GA	121710G	121717
Fit	09~10	SP5A, MP5A	K121900G	DK12100GA-S	DK12100GA	121710G	121717
Odyssey	02~04	BYBA	K121900D	DK12100B-S	DK12100B	121712	121714
Odyssey	05~06	BGRA	K121900D	DK12100BA-S	DK12100BA	121711	121716
Odyssey	2007	PGRA,P36A,B36A	K121900H	DK12100H-S	DK12100H	121711B	121715
Odyssey	2008	P36A, B36A	K121900H	DK12100HB-S	DK12100HB	121711B	121715
Odyssey	09~10	P36A, B36A	K121900H	DK12100HC-S	DK12100HC	121711B	121715
Pilot (Awd)	03~04	BVGA	K121900D	DK12100B-S	DK12100B	121711	121714
Pilot (Awd)	2005	BVGA	K121900D	DK12100BA-S	DK12100BA	121711	121716
Pilot (Awd)	2008	P34A	K121900F	DK12100BC-S	DK12100BC	121710J	121715
Pilot (Awd)	09~10	PN3A	K121900J	DK12100JB-S	DK12100JB	121711C	121715
Pilot (Awd)	2011	PN3A	K121900J	DK12100JC-S	DK12100JC	121711C	121715
Pilot (Fwd)	06~07	BVLA, PVLA	K121900F	DK12100BB-S	DK12100BB	121710J	121715
Pilot (Fwd)	2008	P35A	K121900F	DK12100BC-S	DK12100BC	121710J	121715
Pilot (Fwd)	09~10	PN4A	K121900H	DK12100HB-S	DK12100HB	121711B	121715
Pilot (Fwd)	2011	PN4A	K121900H	DK12100HA-S	DK12100HA	121711B	121715
Ridgeline	06~08	BJFA, MJFA	K121900F	DK12100BB-S	DK12100BB	121713	121715
Ridgeline	09~11	PSFA	K121900J	DK12100JA-S	DK12100JA	121711C	121715
SATURN							
Saturn Vue	04~07	MDPA, MDRA	K121900F	DK12100C-S	DK12100C	121713	121715

5-SPEED QUICK REFERENCE CHART

SOLENOIDS & PRESSURE SWITCHES

MODEL	YEAR	CODE	DUAL LINEAR	SINGLE LINEAR	BROWN "A" SHIFT	BLACK "B" SHIFT	PRESSURE	PRESSURE
ACURA (5-SPD)			SOLENOID	SOLENOID	(TAKES 2)	(TAKES 2)	SWITCH	SWITCH
3.2 CL	01~03	BGFA, MGFA	98990	98987	98956	98955	98959	98960
3.2 TL	00~03	B7WA, M7WA	98990	98987	95956	98955	98959	98960
MDX	01~02	BGHA, MGHA	98990	98987	98956	98955	98959	98960
MDX	03~06	MDKA,BDKA	98990C	98987A	98957A	98955B	121959	121960
MDX	07~09	BYFA	98990C	98987A	98957A	121957	121959	121960
RDX (Awd)	07~09	BWEA	98990C	98987A	98957A	121957	121959	121960
RDX (Fwd & Awd)	10~11	BT3A, BWEA	121990B	121987B	98957A	121957	121959C	121960E
RL	05~08	MJBA	98990C	98987A	98957A	121957	121959	121960
RL	09~10	MJBA	121990B	121987B	98957A	121957	121959C	121960E
RSX	02~04	MRMA	98990B	98987B	98957	98955A	98958	121961
RSX	05~06	MRMA	98990B	98987B	98957	98955A	121960C	121960D
TL	04~06	BDGA	98990	98987	98956	98955	121959	121960
TL	07~08	BDGA,BDHA	98990C	98987A	98957A	121957	121959A	121960A
TL	09~11	BK3A	121990B	121987B	98957A	121957	121959B	121960B
TL SH (Awd)	09~11	BK4A	121990B	121987B	98957A	121957	121959B	121960B
TSX	04~06	MCTA	98990B	98987B	121957A	121957B	121960C	121960D
TSX	07~08	MCTA	98990B	98987B	121957A	121957B	121960C	121960F
TSX (4 Cyl)	09~11	MM7A	121990A	121987A		98955A	121959D	121959E
TSX (V6)	10~11	MM2A	121990B	121987B	98957A	121957	121959B	121960B
HONDA (5-SPD)								
Accord (4 Cyl)	03~06	BCLA, MCLA	98990B	98987B		98955A	121960D	121960D
Accord (4 Cyl)	2007	BCLA, MCLA	98990B	98987B	98957	98955A	121960D	121960F
Accord (4 Cyl)	08~11	B90A, M91A	121990A	121987A	98957	98955A	121959D	121959E
Accord (V6)	03~07	BAYA, MAYA	98990	98987	98956	98955	121959	121960
Accord (V6)	08~11	B97A,P79A	121990B	121987B	98957A	121957	121959C	121960E
Accord Hybrid	2005	MURA	98990C	98987A	98957A	121957	121959	(2) 121960
Accord Hybrid	06~07	MURA	98990C	121987C	98957A	121957	121959	(2) 121960
Civic	06~11	SPCA, MPCA	121990C	98987B	121957C	121957D	121959F	121959G
CR-V (Fwd)	05~06	GPLA, MKYA	98990B	98987B	98957	98955A	121960C	121960D
CR-V (Fwd / Awd)	07~11	BZJA, MZJA,BZHA,MZHA	98990B	98987B	98957	98955A	121960C	121960F
Element (Fwd / Awd)	07~08	BZKA, MNZA,BZNA,MZKA	98990B	98987B	98957	98955A	121960C	121960F
Element (Fwd / Awd)	09~11	BZKA, MNZA,BZNA,MZKA	121990A	121987A	98957	98955A	121959D	121959E
Fit	07~08	SMMA	121990C	98987B	121957C	121957D	121959F	121959G
Fit	09~11	SP5A, MP5A	121990D	121987A	121957C	121957D	121960G	121960H
Odyssey	02~04	BYBA	98990	98987	96956	98955	98959	98960
Odyssey	05~06	BGRA	98990	98987	98956	98955	121959A	121960A
Odyssey	2007	PGRA,P36A,B36A	98990C	98987A	98957A	121957	121959A	121960A
Odyssey	08~11	P36A, B36A	121990B	121987B	98957A	121957	121959B	121960B
Pilot (Awd)	03~04	BVGA	98990	98987	98956	98955	98959	98960
Pilot (Awd)	2005	BVGA	98990	98987	98956	98955	121959	121960
Pilot (Fwd / Awd)	06~07	BVGA, PVGA,BVLA,PVLA	98990C	98987A	98957A	98955B	121959	121960
Pilot (Fwd / Awd)	2008	P34A,P35A	98990C	98987A	98957A	98955B	121959	121960
Pilot (Fwd / Awd)	09~11	PN3A,PN4A	121990B	121987B	98957A	121957	121959C	121960E
Ridgeline	06~08	BJFA, MJFA	98990C	98987A	98957A	98955B	121959	121960
Ridgeline	09~11	PSFA	121990B	121987B	98957A	121957	121959	121960
SATURN (5-SPD)								
Saturn Vue	04~07	MDPA, MDRA	98990C	98987A	98957A	98955B	121959	121960



ALLOMATIC TRANSMISSION PARTS

Allomatic is proud to be an American brand and a preferred supplier of transmission filters, friction plates and steel plates to original equipment auto manufacturers and the aftermarket industry since 1959.

ALLOMATIC

A Raybestos, LLC Brand

609 E. Chaney St. · P.O. Box 267 · Sullivan, IN 47882 · USA
Toll Free: 1.800.568.0330 · Fax: 516.775.5543 · www.allomatic.com



GP

HONDA

Raybestos Powertrain introduces the new GPX Friction Plate for Honda transmissions. The "Global Performance Extra," made in America, is superior to any other friction plate for Honda. The GPX Friction Plate shifting performance matches Honda perfectly with even greater durability. Engineered to fit right and outperform any other Honda friction plate.

Raybestos
POWERTRAIN

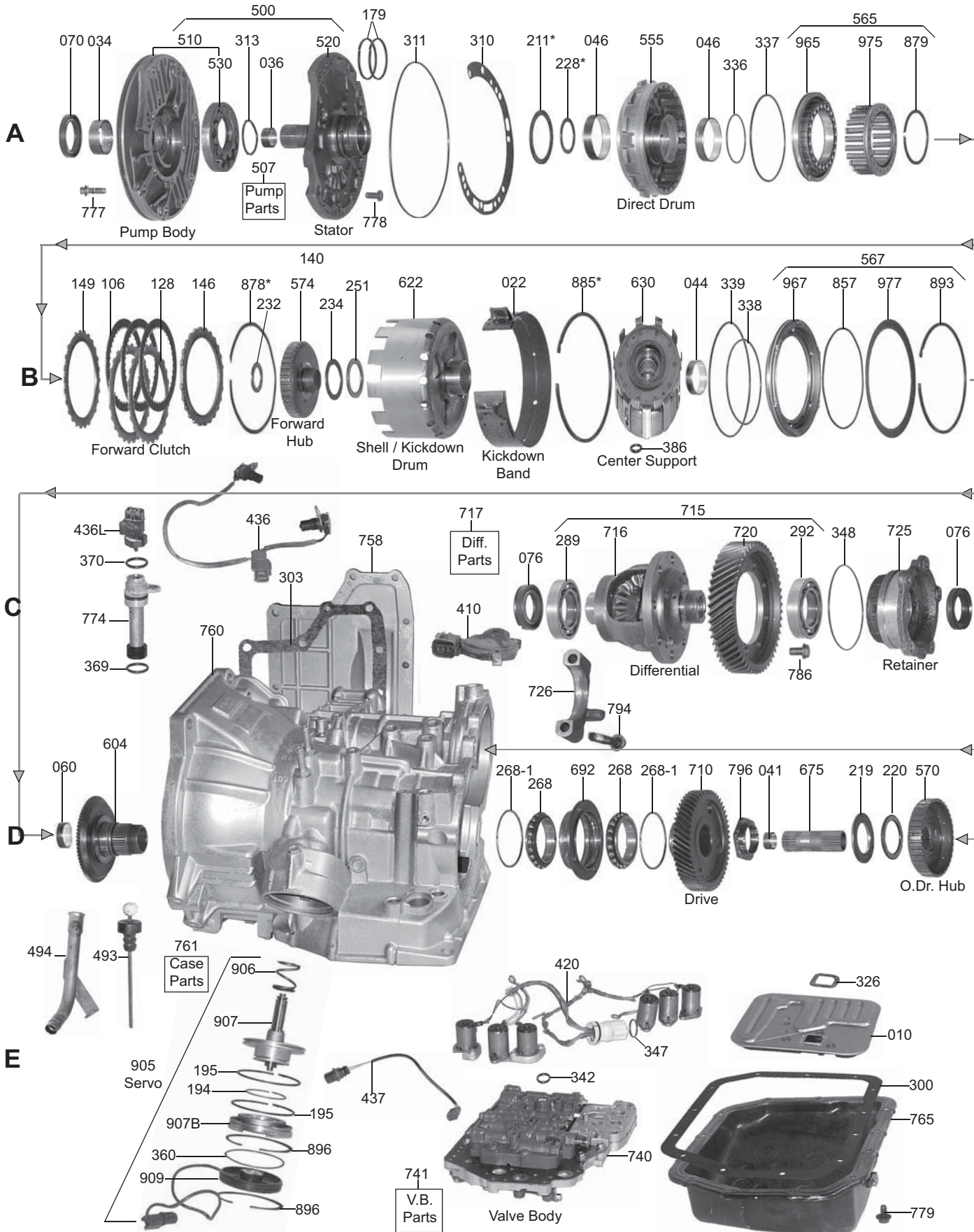
711 Tech Drive, Crawfordsville, IN 47933 USA · Toll Free: 800-729-7763 Fax: 765-364-4573 · Email: raypt@raybestospowertrain.com · www.raybestospowertrain.com

HONDA 2-SPEED

ILL#	PART#	DESCRIPTION	QTY	REF #
		OVERHAUL KIT		
	K78900	Overhaul Kit, [Honda 2-Speed] 1973-80	1	
		MASTER L/STEELS KIT		
	DK7800-S	Master L/Steels Kit, [Honda 2-Speed] 1973-80	1	
		MASTER W/STEELS KIT		
	DK7800	Master W/Steels Kit, [Honda 2-Speed] 1973-80	1	
		FILTER		
	78661	Filter, [Honda 2-Speed] 1973-80	1	25420-639-000
		METAL CLAD SEALS		
	78195	Seal, [Honda 2-Speed] (Front)	1	91307-639-015
	78197	Seal, [Honda 2-Speed] (Linkage)	1	90311-12002
	78196	Seal, [Honda 2-Speed] (Left Axle)	1	91205-639-005
	78194	Seal, [Honda 2-Speed] (Right Axle)	1	91206-639-005
	78198	Seal, [Honda 2-Speed] (Speed-O Gear)	1	92108-551-015
		FRICTION CLUTCH		
	78103	Friction, [Honda 2-Speed] (Low & Drive Clutch) 1973-80	4-8	22535-639-010
		STEEL CLUTCHES		
	78100	Steel, [Honda 2-Speed] (Low & Drive Clutch) (.079") 1973-80	4-8	22535-639-000
	78100A	Steel, [Honda 2-Speed] (Low & Drive Clutch) (.070") 1973-80	SEL	
		CLUTCH PRESSURE PLATES		
	78881	Pressure Plate, [Honda 2-Speed] (Low & Drive Clutch) (#1) (1.8mm)	1	
	78881A	Pressure Plate, [Honda 2-Speed] (Low & Drive Clutch) (#2) (2.1mm)	1	
	78881B	Pressure Plate, [Honda 2-Speed] (Low & Drive Clutch) (#3) (2.4mm)	1	
	78881C	Pressure Plate, [Honda 2-Speed] (Low & Drive Clutch) (#4) (2.7mm)	1	
	78881D	Pressure Plate, [Honda 2-Speed] (Low & Drive Clutch) (#5) (3.0mm)	1	
	78881E	Pressure Plate, [Honda 2-Speed] (Low & Drive Clutch) (#6) (3.3mm)	1	
		OIL SEALING RINGS		
	K78903	Ring Kit, [Honda 2-Speed] 1973-80	1	
	78296	Ring, [Honda 2-Speed] (Mainshaft) 1973-80	1	23122-639-003
	78297	Ring, [Honda 2-Speed] (Low & Drive Clutch) 1973-80	2-4	22628-639-003
		TECHNICAL MANUALS		
	TMHON2	Technical Manual, [Honda 2-Speed]	1	

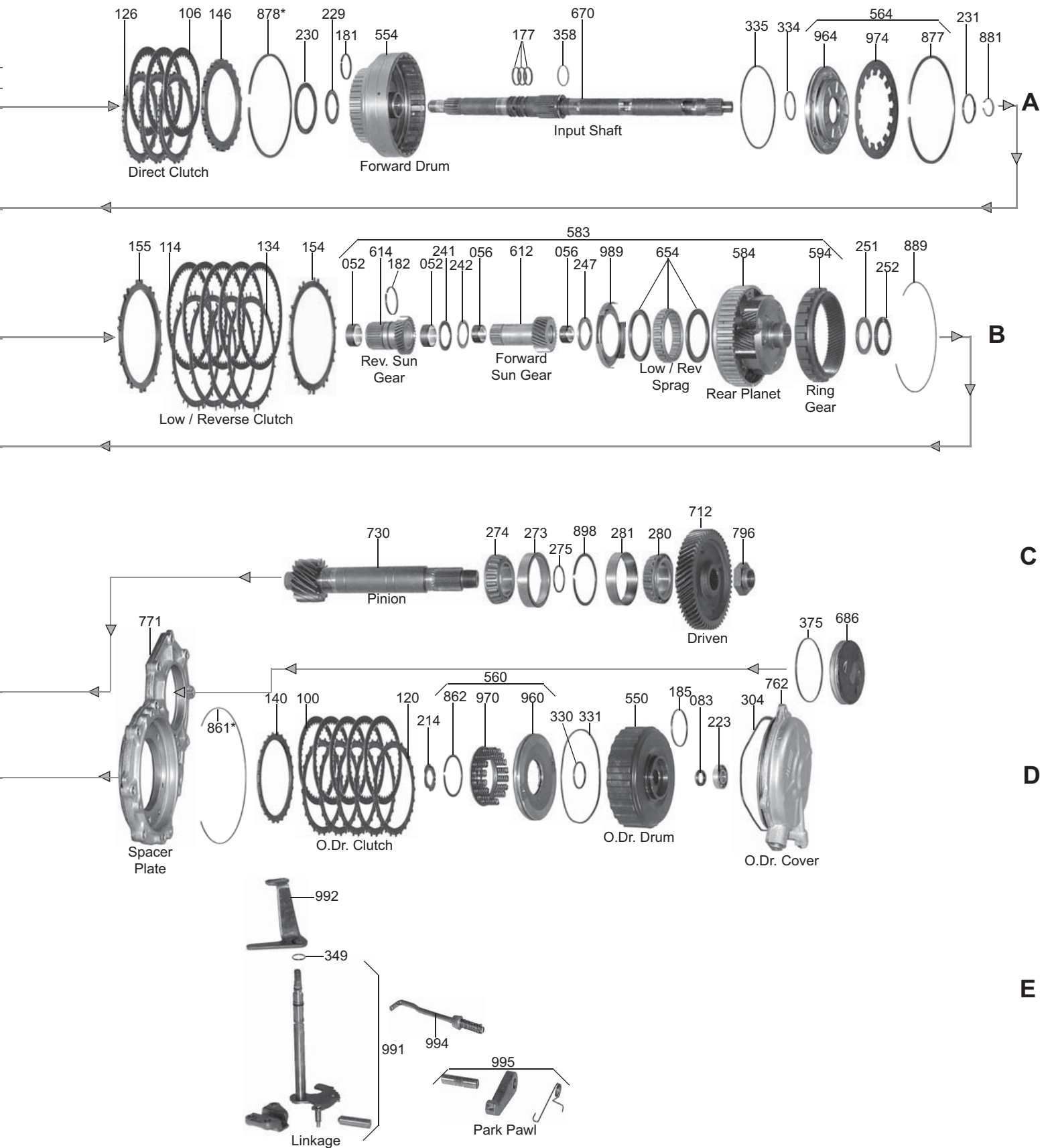
HONDA 3-SPEED

FWD 4 Speed



HONDA 3-SPEED

FWD 4 Speed



HONDA 3-SPEED

ILL#	PART#	DESCRIPTION	QTY	REF #
		OVERHAUL KIT		
	K88900	Overhaul Kit, [Honda 3-Speed] 1980-86	1	
		MASTER L/STEEL KIT		
	DK8800-S	Master L/Steels Kit, [Honda 3-Speed] 1980-86	1	
		MASTER W/STEEL KIT		
	DK8800	Master W/Steels Kit, [Honda 3-Speed] 1980-86	1	
		FILTER		
010	88710	Filter, [Honda 3-Speed] 1980-86	1	25420-PA9-000
		METAL CLAD SEALS		
070	78195	Seal, [Honda 3-Speed] (Front)	1	91307-639-015
	78197	Seal, [Honda 3-Speed] (Linkage)	1	90311-12002
	88198	Seal, [Honda 3-Speed] (Throttle Rod)	1	91201-PA9-003
074	78196	Seal, [Honda 3-Speed] (Left Axle)	1	91205-639-005
076	78194	Seal, [Honda 3-Speed] (Right Axle)	1	91206-639-005
078	78198	Seal, [Honda 3-Speed] (Speed-O Gear)	1	91208-551-015
		FRICTION CLUTCH		
100	88103	Friction, [Honda 3-Speed] (Low, 2nd, & 3rd Clutch) (.075") (38-Teeth) (106mm) (4.171"OD)	3-9	22544-PA9-010
		STEEL CLUTCHES		
120	88100	Steel, [Honda 3-Speed] (Low, 2nd, & 3rd Clutch) (.079") (8-Teeth) (3.220"ID)	3-9	22543-PA9-010
120	88100X	Steel, [Honda 3-Speed] (Low, 2nd, & 3rd Clutch) (.070") (8-Teeth) (3.220"ID)	AR	
		CLUTCH PRESSURE PLATES		
140	88881A	Pressure Plate, [Honda 3-Speed] (Low, 2nd, & 3rd Clutch) (Stamped #1) (8-Teeth) (3.220"ID)	1-4	
140	88881B	Pressure Plate, [Honda 3-Speed] (Low, 2nd, & 3rd Clutch) (Stamped #2) (8-Teeth) (3.220"ID)	1-4	
140	88881C	Pressure Plate, [Honda 3-Speed] (Low, 2nd, & 3rd Clutch) (Stamped #3) (8-Teeth) (3.220"ID)	1-4	
140	88881D	Pressure Plate, [Honda 3-Speed] (Low, 2nd, & 3rd Clutch) (Stamped #4) (8-Teeth) (3.220"ID)	1-4	
140	88881E	Pressure Plate, [Honda 3-Speed] (Low, 2nd, & 3rd Clutch) (Stamped #5) (8-Teeth) (3.220"ID)	1-4	
140	88881F	Pressure Plate, [Honda 3-Speed] (Low, 2nd, & 3rd Clutch) (Stamped #6) (8-Teeth) (3.220"ID)	1-4	
140	88881G	Pressure Plate, [Honda 3-Speed] (Low, 2nd, & 3rd Clutch) (Stamped #7) (8-Teeth) (3.220"ID)	1-4	
140	88881H	Pressure Plate, [Honda 3-Speed] (Low, 2nd, & 3rd Clutch) (Stamped #8) (8-Teeth) (3.220"ID)	1-4	
140	88881I	Pressure Plate, [Honda 3-Speed] (Low, 2nd, & 3rd Clutch) (Stamped #9) (8-Teeth) (3.220"ID)	1-4	
140	88881J	Pressure Plate, [Honda 3-Speed] (Low, 2nd, & 3rd Clutch) (Stamped #10) (8-Teeth) (3.220"ID)	1-4	
		OIL SEALING RINGS		
	K88300	Ring Kit, [Honda 3-Speed]	1	
179	88300	Ring, [Honda 3-Speed] (Mainshaft) (1.259"OD)	2-3	22814-PA9-023
		SPRAGS		
658	88727	Sprag, [Honda 3-Speed] (Low) (26-Lugs)	1	
816	88223	Gear [Honda 3-Speed] (Reverse) (Countershaft)	1	23531-PA9-000

ACURA / MR9A [NSX]

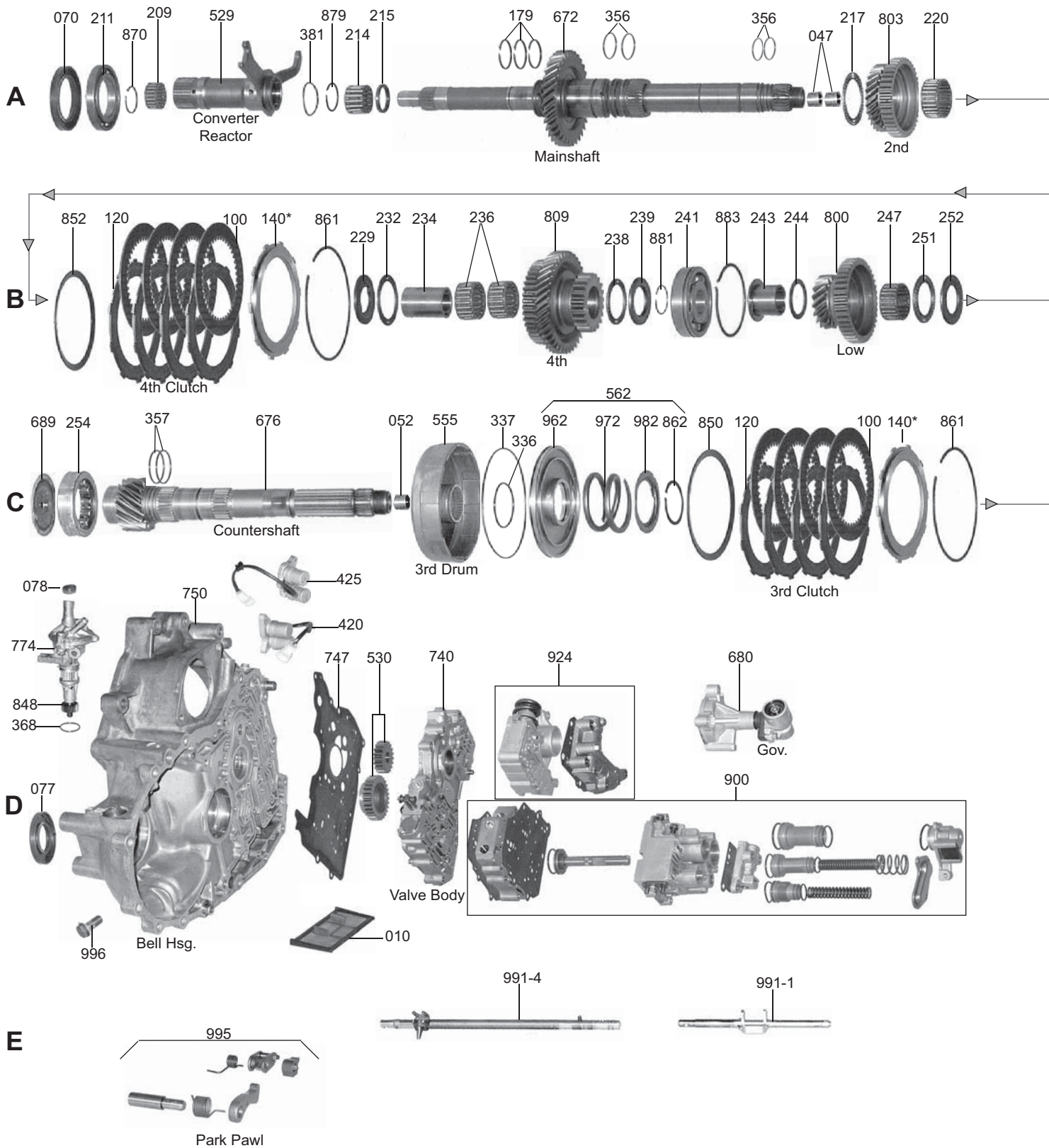
ILL#	PART#	DESCRIPTION	QTY	REF #
		OVERHAUL KIT		
	K98900N	Overhaul Kit, [MR9A] (Acura NSX) 1991-00	1	
		MASTER L/STEEL KIT		
	DK9800N-S	Master L/Steels Kit, [MR9A] (Acura NSX) 1991-00	1	
		MASTER W/STEEL KIT		
	DK9800N	Master W/Steels Kit, [MR9A] (Acura NSX) 1991-00	1	
		FILTER		
	98710N	Filter, [MR9A] (Acura NSX) 1991-00	1	25420-PR9-020
		METAL CLADS SEALS		
	98151A	Seal, [MR9A] (Acura NSX) (Front)	1	91206-PR8-005
	98154	Seal, [MR9A] (Acura NSX) (Left Axle)	1	91207-PR9-003
	98157	Seal, [MR9A] (Acura NSX) (Main Case) (Rear)	1	91207-PR8-005
		FRICITION CLUTCHES		
	98104	Friction, [MR9A] (Acura NSX) (4th Clutch) (.091") (44-Teeth) (4.70"OD)	5	22674-PR9-003
	88107G	Friction, [MR9A] (Acura NSX) (Low Clutch) (.076") (41-Teeth) (4.56"OD)	5	22544-PF4-010
	98101	Friction, [MR9A] (Acura NSX) (Low Hold, 2nd & 3rd Clutch) (.075") (44-Teeth) (4.70"OD)	3-13	22544-PX4-013
	K98100N	Friction Module, [MR9A] 1991-06	1	
		STEEL CLUTCHES		
	98115	Steel, [MR9A] (Acura NSX) (2nd, 3rd, & 4th Clutch) (.091") (24-Teeth)	5-15	22653-PX4-003
	88109A	Steel, [MR9A] (Acura NSX) (Low Clutch) (.079") (24-Teeth)	5	22643-PRO-003
	98111	Steel, [MR9A] (Acura NSX) (Low Hold) (.079") (24-Teeth)	3	22543-PX4-003
		OIL SEALING RING		
	K98901N	Ring Kit, [MR9A] (Acura NSX)	1	

NOTES:

HONDA 4-SPEED (2-SHAFT)

[AK/AS/CA/F4/G4/K4/L4/L5/P1/PL5X/PY8A/MY8A/ML4A]

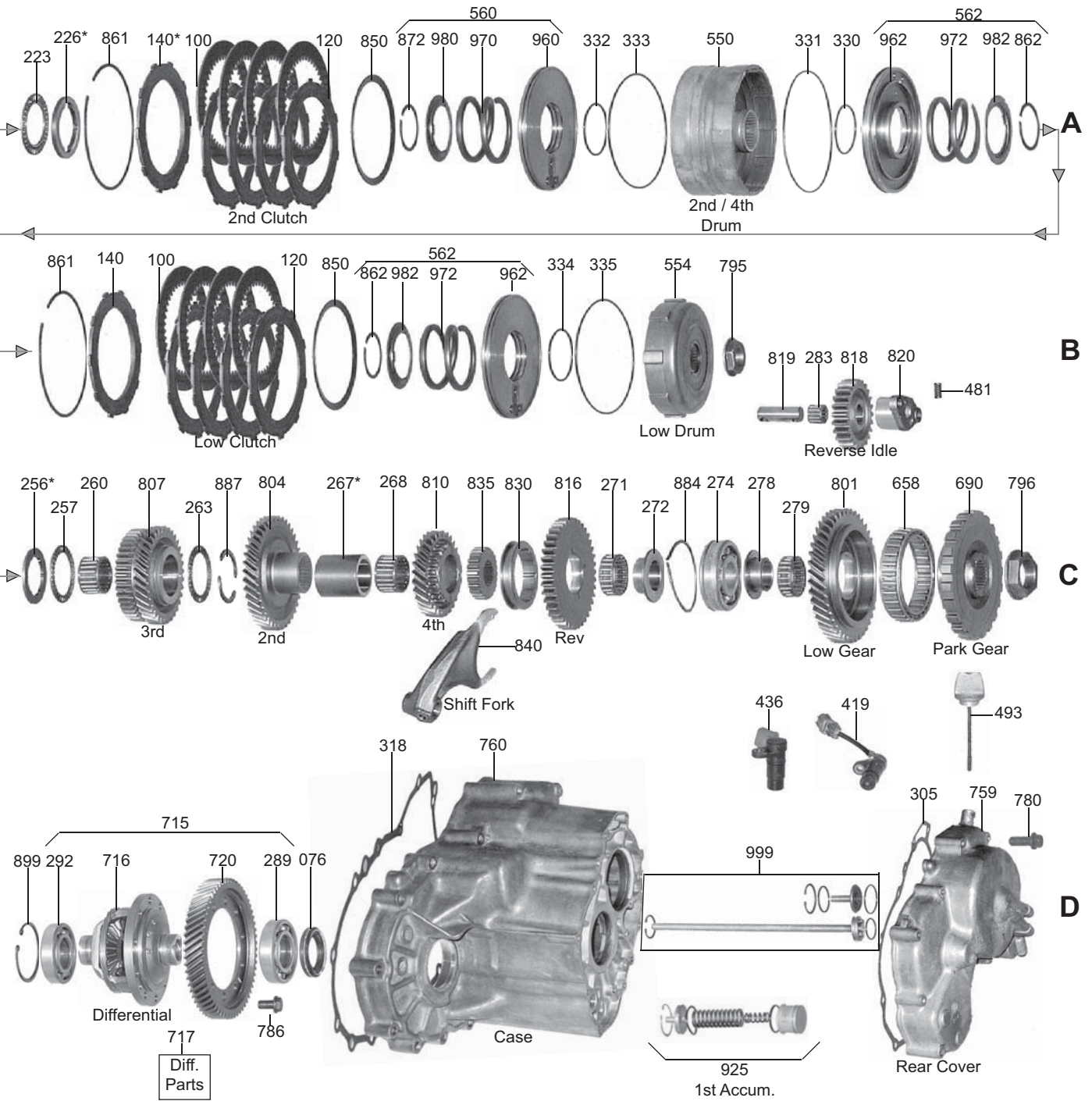
FWD 4 Speed



HONDA 4-SPEED (2-SHAFT)

[AK/AS/CA/F4/G4/K4/L4/L5/P1/PL5X/PY8A/MY8A/ML4A]

FWD 4 Speed



E

HONDA 4-SPEED (2-SHAFT)

[AK/AS/CA/F4/G4/K4/L4/L5/P1/PL5X/PY8A/MY8A/ML4A]

ILL#	PART#	DESCRIPTION	QTY	REF #
		OVERHAUL KITS		
	K88900A	Overhaul Kit, [AK / AS] (Carbureted) (Accord & Prelude) 1983-87	1	
	K88900G	Overhaul Kit, [F4] (Fuel Injection) (Accord & Prelude) 1985-89	1	
	K88900F	Overhaul Kit, [CA] (Civic) 1986-87	1	
	K88900E	Overhaul Kit, [CA] (Integra) 1986-87 (*Also [P1] 1988-89)	1	
	K88900T	Overhaul Kit, [K4 / PY8A / MY8A] (Prelude) 1988-91	1	
	K88900V	Overhaul Kit, [G4 / L5 / PL5X] (Legend & Sterling) 1986-90	1	
	K88900H	Overhaul Kit, [L4 / ML4A] (Civic) 1988-91	1	
		MASTER L/STEEL KITS		
	DK8800A-S	Master L/Steels Kit, [AK] (Carbureted) (Accord) 1983	1	
	DK8800B-S	Master L/Steels Kit, [AS] (Carbureted) (Accord & Prelude) 1983-87	1	
	DK8800G-S	Master L/Steels Kit, [F4] (Fuel Injection) (Accord & Prelude) 1985-89	1	
	DK8800F-S	Master L/Steels Kit, [CA] (Civic) 1986-87	1	
	DK8800E-S	Master L/Steels Kit, [CA] (Integra) 1986-87 (*Also [P1] 1988-89)	1	
	DK8800T-S	Master L/Steels Kit, [K4 / PY8A / MY8A] (Prelude) 1988-91	1	
	DK8800V-S	Master L/Steels Kit, [G4 / L5 / PL5X] (Legend & Sterling) 1986-90	1	
	DK8800H-S	Master L/Steels Kit, [L4 / ML4A] (Civic) 1988-91	1	
		MASTER W/STEEL KITS		
	DK8800A	Master W/Steels Kit, [AK] (Carbureted) (Accord) 1983	1	
	DK8800B	Master W/Steels Kit, [AS] (Carbureted) (Accord & Prelude) 1984-87	1	
	DK8800G	Master W/Steels Kit, [F4] (Fuel Injection) (Accord & Prelude) 1985-89	1	
	DK8800F	Master W/Steels Kit, [CA] (Civic) 1986-87	1	
	DK8800E	Master W/Steels Kit, [CA] (Integra) 1986-87 (*Also [P1] 1988-89)	1	
	DK8800T	Master W/Steels Kit, [K4 / PY8A / MY8A] (Prelude) 1988-91	1	
	DK8800V	Master W/Steels Kit, [G4 / L5 / PL5X] (Legend & Sterling) 1986-90	1	
	DK8800H	Master W/Steels Kit, [L4 / ML4A] (Civic) 1988-91	1	
		FILTERS		
010	88710A	Filter, [AK / AS / F4 / CA / G4] 1983-92	1	25420-PN6-700
010	88710C	Filter, [P1 / L4 / ML4A] 1988-89	1	25420-PL4-010
010	88710D	Filter, [K4] (Prelude) 1988-89	1	25420-PK4-701
010	88710E	Filter, [K4 / PY8A] (Prelude) 1990-91	1	25420-PY8-J10
010	88710B	Filter, [L5 / PL5X] 1987-91	1	25420-PLS-000
	98712	Screen, [Some] (In Valve Body) (.570"OD) (.125" Thick Rubber Boot)	1	
	98712A	Screen, [Some] (In Valve Body) (.662"OD) (.315" Thick Rubber Boot)	1	
		BUSHINGS		
	K88400	Bushing Kit, [MPRA / MY8A / PY8A / R0]	1	
	K88400B	Bushing Kit, [AK / AS / F4 / K4 / CA / L4 / P1 / G4 / L5 / PL5X]	1	
047	88001	Bushing, [AK / AS / F4 / K4 / CA / L4 / P1 / G4 / L5 / PL5X] (Mainshaft) (Front, Small)	1	
047	98001	Bushing, [AK / AS / F4 / K4 / CA / L4 / P1 / G4 / L5 / PL5X] (Mainshaft) (Rear, Large)	1	
052	88002	Bushing, [AK / AS / F4 / K4 / CA / L4 / P1 / G4 / L5 / PL5X] (Countershaft) (Large)	1	
	88407AB	Repair Sleeve, [AS / F4 / AK / K4 / AS] (Mainshaft) (*Replaces #214 Bearing) (.721") 1983-89	1	
	88407BB	Repair Sleeve, [G5 / L5] (Mainshaft) (*Replaces #214 Bearing) (.847") 1986-90	1	
	88407AAB	Repair Sleeve, [L4 / P1 / CQ] (Mainshaft) (*Replaces #214 Bearing) (.571") 1988-91	1	
		METAL CLAD SEALS		
070	78195	Seal, [AK / AS / F4 / K4 / CA / L4 / P1] (Converter) (44 x 68 x 8mm) (Counter Clockwise Helix)	1	91207-639-015
070	78195A	Seal, [G4 / L5 / PL5X] (Converter) (44 x 68 x 8mm) (Clockwise Helix)	1	91207-PG4-005

HONDA 4-SPEED (2-SHAFT)

[AK/AS/CA/F4/G4/K4/L4/L5/P1/PL5X/PY8A/MY8A/ML4A]

ILL#	PART#	DESCRIPTION	QTY	REF #
		METAL CLAD SEALS (Cont)		
	78197	Seal, [AK / AS / F4 / K4 / CA / L4 / P1 / G4 / L5 / PL5X] (Manual Shaft) (12 x 22 x 7mm) 1983-Up	1	91209-612-003
	88198	Seal, [AK / AS / F4 / K4 / CA / L4] (Throttle Shaft) (9 x 18 x 7mm)	1	91201-PA9-004
076	88152	Seal, [AK / AS / CA] (Axle) (Case Side) (35 x 62 x 9mm) (Accord>1983-85), (Civic>1986-87), (Prelude DX>1983-87)	1	91205-PC9-005
076	88152A	Seal, [F4 / K4] (Axle) (Case Side) (40 x 62 x 9mm) (Accord>1986-89), (Integra>1986-87), (Prelude SI>1985-87)	1	91205-PC9-711
076	88151C	Seal, [P1] (Axle) (Case Side) (40 x 76 x 9mm) (Civic AWD>1988-91), (Integra>1988-93)	1	91206-PC8-005
076	88151B	Seal, [G4 / L5 / PL5X] (Axle) (Case Side) (40 x 56 x 9mm) (Legend >1986-90)	1	91206-PG2-005
076	88151L	Seal, [L4 / ML4A] (Axle) (Case Side) (35 x 76 x 9mm) (Civic >1988-91)	1	91206-689-005
077	88151A	Seal, [F4 / CA] (Axle) (Bell Housing Side) (40 x 76 x 9mm) (Accord>1986-89), (Integra>1986-87), (Prelude SI>1985-87)	1	91206-PC9-711
077	88151	Seal, [AK / AS / CA] (Axle) (Bell Housing Side) (35 x 76 x 9mm) (Accord>1983-85), (Civic >1986-87), (Prelude DX>1983-87)	1	91206-PC9-005
077	88152B	Seal, [K4 / L4 / P1] (Axle) (Bell Housing Side) (35 x 56 x 8mm) (Civic>1988-91), (Prelude>1990-91)	1	91205-PL3-A00
077	88153	Seal, [K4] (Axle) (Bell Housing Side) (38 x 54 x 8mm) (Civic (AWD)>1988-91), (Prelude>1988-89)	1	91205-PC8-935
077	88151B	Seal, [G4 / L5 / PL5X] (Axle) (Bell Housing Side) (40 x 56 x 9mm) (Legend>1986-90)	1-2	91206-PG2-005
		FRICTION CLUTCHES		
100	88103	Friction, [AK] (Low / 2nd / 3rd / 4th Clutch) (.075") (38-Teeth) (106mm) (4.171"OD) 1983	12	22544-PA9-010
100	88105	Friction, [AS / CA / L4 / P1] (Low / 2nd / 3rd / 4th Clutch) (.075") (38-Teeth) (110mm) (4.323"OD) 1984-91	12	22544-PC9-010
100	88107	Friction, [F4 / K4 / G4 / L5 / PL5X] (Low / 2nd / 3rd / 4th Clutch) (.075") (41-Teeth) (116mm) (4.556"OD) 1986-91	12-16	22544-PF4-010
	K88100A	Friction Module, [AK] (106mm) (4.171"OD) 1983	1	
	K88100B	Friction Module, [AS / CA / L4 / P1] (110mm) (4-5/16"OD) 1984-91	1	
	K88100G	Friction Module, [F4 / K4 / G4 / L5 / PL5X] (116mm) (4-9/16"OD) 1986-91	1	
		STEEL CLUTCHES		
120	88100	Steel, [AK] (Low / 2nd / 3rd / 4th Clutch) (.079") (8-Teeth) (106mm) (3.220"ID) 1983	12	22543-PA9-010
120	88100X	Steel, [AK] (Low / 2nd / 3rd / 4th Clutch) (.070") (8-Teeth) (106mm) (3.220"ID) 1983	AR	
120	88102	Steel, [AS / CA] (Low / 2nd / 3rd / 4th Clutch) (.079") (8-Teeth) (110mm) (3.230"ID) 1984-87	12	22543-PC9-000
120	88102X	Steel, [AS / CA / L4 / P1] (Low / 2nd / 3rd / 4th Clutch) (.070") (8-Teeth) (110mm) (3.230"ID) 1984-91	AR	22543-P40-00X
120	88110	Steel, [L4 / P1 / CA] (Low Clutch) (.063") (8-Teeth) (110mm) (3.230"ID) 1986-91	12	22543-PH0-850
120	88108	Steel, [F4 / K4 / G4 / L5 / PL5X] (Low / 2nd / 3rd / 4th Clutch) (.079") (10-Teeth) (116mm) (3.438"ID) 1986-91	12-16	22543-PF4-000
120	88108X	Steel, [F4 / K4 / G4 / L5 / PL5X] (Low / 2nd / 3rd / 4th Clutch) (.070") (10-Teeth) (116mm) (3.438"ID) 1986-91	AR	22543-PF4-000
		CLUTCH PRESSURE PLATES		
140	88715A	Pressure Plate, [AK] (Low / 2nd / 3rd / 4th Clutch) (Selective) (8-Teeth) (3.220"ID) (106mm) 1983 (*Specify Stamped # 1 to #8)	1-4	
140	88715F	Pressure Plate, [AS / CA / L4 / P1] (Low / 2nd / 3rd / 4th Clutch) (Selective) (8-Teeth) (3.230"ID) (110mm) 1984-91 (*Specify Stamped #1 to #10)	1-4	
140	88715G	Pressure Plate, [F4 / K4 / G4 / L5 / PL5X] (Low / 2nd / 3rd / 4th Clutch) (Selective) (10-Teeth) (116mm) (3.438"ID) 1986-91 (*Specify Stamped #1 to #10) 1986-91	1-4	
		OIL SEALING RINGS		
	K88300A	Ring Kit, [F4] 1985-89	1	F-602A
	K88300B	Ring Kit, [AK / AS / CA / L4] 1983-90	1	
	K88301B	Ring Kit, [K4 / PY8A / MY8A] 1988-91	1	

HONDA 4-SPEED (2-SHAFT)

[AK/AS/CA/F4/G4/K4/L4/L5/P1/PL5X/PY8A/MY8A/ML4A]

ILL#	PART#	DESCRIPTION	QTY	REF #
		OIL SEALING RINGS (Cont)		
179	88300	Ring, [AK / AS / CA / L4 / P1] (Mainshaft) (32mm) (1.259"OD) 1983-91	2-3	22814-PA9-023
179	88305	Ring, [F4 / K4 / G4 / L5 / PL5X] (Mainshaft) (35mm) (1.378"OD) 1986-90	3	
179	88309	Ring, [K4] (Prelude) (Mainshaft) (29mm) (1.141"OD) 1988-91	1	
		WASHERS & BEARINGS		
209	88430A	Caged Needle Bearing, [AK / AS / CA / L4 / P1] (Converter Reactor) (Front)	1	
209	88430B	Caged Needle Bearing, [F4 / K4 / PY8A / G4 / L5 / PL5X] (Stator) (Front)	1	
211	88591	Ball Bearing, [AK / AS / F4 / K4 / CA / L4 / P1 / G4 / L5 / PL5X] (Bell Housing) (2.675"OD) (1.570"ID)	1	
214	88409A	Roller Bearing, [AK / AS / CA / F4 / K4] (Mainshaft to Converter Reactor) (1.014"OD)	1	
214	88409B	Roller Bearing, [G4 / L5 / PL5X] (Mainshaft to Converter Reactor)	1	91026-PC9-003
214	88409C	Roller Bearing, [L4 / MLYA / P1] (Mainshaft to Converter Reactor)	1	
215	88431A	Spacer, [AK / AS / CA] (Mainshaft to Bearing # 214) (.155" Thick)	1	
215	88431B	Spacer, [F4 / K4 / G4 / L5 / PL5X] (Mainshaft to Bearing # 214)	1	
215	88431C	Spacer, [L4 / MY8A / P1] (Mainshaft to Bearing # 214) (.234" Thick)	1	
217	88408A	Thrust Bearing, [AK / AS / F4 / K4 / CA / L4 / P1 / G4] (2nd Gear to Mainshaft)	1	91026-PC9-003
217	88408B	Thrust Bearing, [L5 / PL5X] (2nd Gear to Mainshaft)	1	
220	88407A	Caged Needle Bearing, [AK / AS / F4 / K4] (2nd Gear to Mainshaft) (.712" Wide)	1	91026-PC9-E01
220	88407AA	Caged Needle Bearing, [CA / L4 / P1] (2nd Gear to Mainshaft) (.578" Wide)	1	91028-PL4-003
220	88407B	Caged Needle Bearing, [G4] (2nd Gear to Mainshaft) (.837" Wide)	1	
220	88407C	Caged Needle Bearing, [L5 / PL5X] (2nd Gear to Mainshaft)	1	
223	88406A	Bearing, [AK / AS / F4 / CA / L4 / P1] (2nd Gear to Mainshaft) (2.035"OD) (*Fits [F4] With Thin 2-4 Drum)	1	91023-PS5-003
223	88406SP	Thrust Washer, [AK / AS / F4 / CA / L4 / P1] (2nd Gear to Drum) (*Bronze Replacement)	1	Sonnax
223	88406AW	Thrust Washer, [AK / AS / F4 / CA / L4 / P1] (2nd Gear to Drum) (*Replaces Bearing)	1	
223	88406AA	Bearing, [F4 / K4 / G4 / L5 / PL5X] (2nd Gear to Main) (2.194"OD) (*Fits [F4 / G4] With Thick 2-4 Drum)	1-2	91023-PG4-013
223	88406C	Thrust Washer, [F4 / K4 / G4 / L5 / PL5X] (2nd Gear to Drum) (*Bronze Replacement)	1	Sonnax
223	86406BA	Bearing, [G4] (2nd Gear to Drum) (.078" Thick) (2.200"OD) (With Thin Hub 2-4 Drum)	1	91023-PG4-003
223	88406B	Thrust Washer, [G4] (2nd Gear to Drum) (*Bronze Replacement)	1	Sonnax
226	88405A	Race, [AK / AS / F4 / CA / L4 / P1] (2nd Gear to Drum) (2.010"OD) (Selective .117" to .171")	1	90410-PC9-010
226	88405AA	Race, [F4 / K4 / G4 / L5 / PL5X] (2nd Gear to Drum) (2.160"OD) (Selective .155" to .171")	1	90441-PG4-010
226	88405B	Race, [G4] (2nd Gear to Drum) (With Thin Hub 2-4 Drum) (2.160"OD) (Selective .155" to .171")	1	90441-PG4-000
229	88404A	Race, [AK / AS / F4 / K4 / CA / G4 / L5 / PL5X] (2-4 Drum to 4th Gear) (.118")	1	
229	88404B	Race, [L4 / P1] (2-4 Drum to 4th Gear) (.117")	1	
232	88402AB	Thrust Bearing, [AK / AS / F4 / CA / L5 / P1] [K4 & G4 *Some] (2-4 Drum to 4th Gear) (2.112"OD) (.076") (*Also fits [F4 / K4 / G4] 3rd Gear (Countershaft) to 3rd Clutch Drum)	1-2	91031-PC9-003
232	88402B	Thrust Bearing, [K4 / G4 *Some] (2-4 Drum to 4th Gear) (2.112"OD) (.097") (*Also Fits [F4 / K4] 3rd Gear (Countershaft) to 3rd Clutch Drum)	1-2	91031-PG4-003
232	88402C	Thrust Bearing, [PL5X] (2-4 Drum to 4th Gear)	1	
234	88403A	Collar, [AK / AS / F4 / K4 / G4 / L5 / PL5X] (4th Gear) (Mainshaft) (Inner) (1.774" Long)	1	
234	88403B	Collar, [CA / L4 / P1] (4th Gear) (Mainshaft) (Inner) (1.677" Long)	1	
236	88415A	Caged Needle Bearing, [AK / AS / F4 / K4 / L4 / CA / P1] (4th Gear) (Mainshaft) (.774" Thick)	2	
236	88415B	Caged Needle Bearing, [L4 / CA / P1] (4th Gear) (Mainshaft) (.535" Thick)	2	
236	88415C	Caged Needle Bearing, [G4 / L5 / PL5X] (4th Gear) (Mainshaft) (.768" Thick)	2	
238	88427A	Thrust Bearing, [AK / AS / F4 / K4 / L4 / CA / P1 / G4 / L5 / PL5X] (4th Gear) (Mainshaft to Race)	1	91018-P56-003

HONDA 4-SPEED (2-SHAFT)

[AK/AS/CA/F4/G4/K4/L4/L5/P1/PL5X/PY8A/MY8A/ML4A]

ILL#	PART#	DESCRIPTION	QTY	REF #
		WASHERS & BEARINGS (Cont)		
239	88426A	Race, [AK / AS / F4 / K4 / L4 / CA / P1] (4th Gear) (Mainshaft) (Rear) (.116")	1	
239	88426B	Race, [G4 / L5 / PL5X] (4th Gear) (Mainshaft) (Rear) (.150")	1	
241	88425A	Ball Bearing, [AK / AS] (Case to Mainshaft) (2.670"OD)	1	
241	88425C	Ball Bearing, [F4 / K4 / G4 / L5] (Case to Mainshaft) (2.952"OD)	1	
241	88425B	Ball Bearing, [L4 / CA / P1] (Case to Mainshaft) (2.755"OD)	1	
241	88420G	Ball Bearing, [PL5X] (Case to Mainshaft) (2.950"OD)	1	
243	88414A	Collar, [AK / AS / CA] (Low Gear) (Mainshaft) (Inner) (.986" Wide)	1	
243	88414B	Collar, [F4 / K4 / G4 / L5 / PL5X] (Low Gear) (Mainshaft) (Inner) (1.064" Wide)	1	
243	88414C	Collar, [L4 / P1] (Low Gear) (Mainshaft) (Inner) (1.102" Wide)	1	
244	88413A	Washer, [AK / AS] (Low Gear) (Mainshaft to Collar) (1.710"OD)	1	
244	88413B	Washer, [F4 / K4 / CA / G4 / L5 / PL5X] (Low Gear) (Mainshaft to Collar) (1.646"OD)	1	
244	88413C	Washer, [L4 / P1] (Low Gear) (Mainshaft to Collar) (1.565"OD)	1	
247	88412A	Caged Needle Bearing, [AK / AS / F4 / K4 / G4 / L5 / PL5X] (Low Gear) (Mainshaft) (1.220"ID)	1	
247	88412C	Caged Needle Bearing, [CA] (Low Gear) (Mainshaft)	1	
247	88412B	Caged Needle Bearing, [L4 / P1] (Low Gear) (Mainshaft) (1.102"ID)	1	
251	88411A	Thrust Bearing, [AK / AS / F4 / K4 / CA / G4 / L5 / PL5X] (Low Drum to Low Gear)	1	
251	88411B	Thrust Bearing, [L4 / P1] (Low Drum to Low Gear) (1.385"ID)	1	
252	88418	Race, [AK / AS / F4 / K4 / CA / G4 / L4 / PL5X] (Low Drum to Low Gear)	1	
252	88418A	Race, [L4 / P1] (Low Drum to Low Gear) (.910"ID)	1	
254	88689	Roller Bearing, [AK / AS] (Countershaft to Bell Housing) (2.165"OD)	1	
254	88689A	Roller Bearing, [F4 / K4 / G4 / L5] (Countershaft to Bell Housing) (2.638"OD)	1	91102-PF0-003
254	88689B	Roller Bearing, [L4 / CA / P1] (Countershaft to Bell) (2.442"OD)	1	
254	88689BA	Roller Bearing, [PL5X] (Countershaft to Bell Housing)	1	
256	88419A1	Race, [AK / AS / L4 / CA / P1] (3rd Gear) (Countershaft to 3rd Clutch Drum) (.118")	1	90411-PA9-010
256	88419A2	Race, [AK / AS / L4 / CA / P1] (3rd Gear) (Countershaft to 3rd Clutch Drum) (.119")	1	90412-PA9-010
256	88419A3	Race, [AK / AS / L4 / CA / P1] (3rd Gear) (Countershaft to 3rd Clutch Drum) (.120")	1	90413-PA9-010
256	88419A4	Race, [AK / AS / L4 / CA / P1] (3rd Gear) (Countershaft to 3rd Clutch Drum) (.121")	1	90414-PA9-010
256	88419A5	Race, [AK / AS / L4 / CA / P1] (3rd Gear) (Countershaft to 3rd Clutch Drum) (.122")	1	90415-PA9-010
256	88419A6	Race, [AK / AS / L4 / CA / P1] (3rd Gear) (Countershaft to 3rd Clutch Drum) (.123")	1	90418-PA9-000
256	88419A7	Race, [AK / AS / L4 / CA / P1] (3rd Gear) (Countershaft to 3rd Clutch Drum) (.124")	1	90419-PA9-000
256	88419A8	Race, [AK / AS / L4 / CA / P1] (3rd Gear) (Countershaft to 3rd Clutch Drum) (.125")	1	90420-PA9-000
256	88419A9	Race, [AK / AS / L4 / CA / P1] (3rd Gear) (Countershaft to 3rd Clutch Drum) (.126")	1	90421-PA9-000
256	88419B1	Race, [F4 / K4] (3rd Gear) (Countershaft to 3rd Clutch Drum) (.118")	1	90411-PF4-000
256	88419B2	Race, [F4 / K4] (3rd Gear) (Countershaft to 3rd Clutch Drum) (.119")	1	90412-PF4-000
256	88419B3	Race, [F4 / K4] (3rd Gear) (Countershaft to 3rd Clutch Drum) (.120")	1	90413-PF4-000
256	88419B4	Race, [F4 / K4] (3rd Gear) (Countershaft to 3rd Clutch Drum) (.121")	1	90414-PF4-000
256	88419B5	Race, [F4 / K4] (3rd Gear) (Countershaft to 3rd Clutch Drum) (.122")	1	90415-PF4-000
256	88419B6	Race, [F4 / K4] (3rd Gear) (Countershaft to 3rd Clutch Drum) (.123")	1	90416-PF4-000
256	88419B7	Race, [F4 / K4] (3rd Gear) (Countershaft to 3rd Clutch Drum) (.124")	1	90417-PF4-000
256	88419B8	Race, [F4 / K4] (3rd Gear) (Countershaft to 3rd Clutch Drum) (.125")	1	90418-PF4-000
256	88419B9	Race, [F4 / K4] (3rd Gear) (Countershaft to 3rd Clutch Drum) (.126")	1	90419-PF4-000
256	88419C	Race, [G4] (3rd Gear) (Countershaft to 3rd Clutch Drum) (2.050"OD) (.178")	1	
256	88419D	Race With Collar, [L5 / PL5X] (3rd Gear) (Countershaft to 3rd Clutch Drum)	1	
257	88402AA	Thrust Bearing, [AK / AS / L4 / CA / P1] (3rd Gear) (Countershaft to 3rd Clutch Drum) (2.031"OD)	1	91014-PA9-003
257	88402AB	Thrust Bearing, [F4 / K4 / G4] (3rd Gear) (Countershaft to 3rd Clutch Drum) (2.112"OD) (.076")	1	

HONDA 4-SPEED (2-SHAFT)

[AK/AS/CA/F4/G4/K4/L4/L5/P1/PL5X/PY8A/MY8A/ML4A]

ILL#	PART#	DESCRIPTION	QTY	REF #
		WASHER & BEARINGS (Cont)		
257	88402B	Thrust Bearing, [F4 / K4] (3rd Gear) (Countershaft to 3rd Clutch Drum) (2.112"OD) (.097")	1	
257	88402AC	Thrust Bearing, [L5 / PL5X] (3rd Gear) (Countershaft to 3rd Clutch Drum)	1	
260	88417A	Caged Needle Bearing, [AK / AS / L4 / CA / P1] (3rd Gear) (Countershaft) (Inner)	1	91011-PG4-003
260	88417B	Caged Needle Bearing, [F4 / K4 / G4] (3rd Gear) (Countershaft) (Inner) (.930" Wide)	1	91028-PF4-A01
260	88417C	Caged Needle Bearing, [L5 / PL5X] (3rd Gear) (Countershaft) (Inner)	1	
267	88429A	Collar, [AK / AS / F4 / K4 / L4 / P1] (2nd Gear To 4th Gear) (Counter) (*Specify Thickness 1.535" to .1547")	1	90503-PC9-000
267	88429B	Collar, [CA] (2nd Gear to 4th Gear) (Countershaft) (1.337")	1	
267	88429D	Collar, [G4] (2nd Gear to 4th Gear) (Countershaft)	1	
267	88429C	Collar, [L5 / PL5X] (2nd Gear to 4th Gear) (Countershaft)	1	
268	88415B	Caged Needle Bearing, [AK / AS / F4 / K4 / L4 / P1 / G4] (4th Gear) (Countershaft)	1	91027-PC9-003
268	88415C	Caged Needle Bearing, [L5 / PL5X] (4th Gear Counter) (.768" Thick) (*Also [G4 / L5 / PL5X] 4th Gear Main)	1-2	
271	88422A	Caged Needle Bearing, [AK / AS / L4 / CA / P1] (Reverse Gear) (Countershaft) (1.413"OD)	1	
271	88422B	Caged Needle Bearing, [F4 / K4 / G4] (Reverse Gear) (Countershaft)	1	
271	88422C	Caged Needle Bearing, [L5 / PL5X] (Reverse Gear) (Countershaft)	1	
272	88421A	Collar, [AK / AS / L4 / CA / P1] (Reverse Gear) (Countershaft) (*Also [P1] Low Gear Countershaft) (.572 Thick)	1-2	
272	88421B	Collar, [F4 / K4 / G4] (Reverse Gear) (Countershaft) (1.258"OD) (*Also [F4 / K4 / G4] Low Gear Countershaft)	1-2	
272	88421AA	Collar, [L5 / PL5X] (Reverse Gear) (Countershaft) (1.180"OD) (.650" Thick)	1	
274	88420A	Ball Bearing, [AK / AS] [*Some CA] (Countershaft to Case) (2.440"OD)	1	
274	88420B	Ball Bearing, [*Some F4 / K4] (Countershaft to Case) (2.670"OD)	1	
274	88420C	Ball Bearing, [F4 / K4 / L5 / G4] (Countershaft & Mainshaft to Case) (2.952"OD)	1-2	
274	88420D	Ball Bearing, [L4 / P1] [*Some CA] (Countershaft to Case) (2.520"OD) (Last 3-Cast # NVI)	1	
274	88420E	Ball Bearing, [*Some CA] (Countershaft to Case) (Last 3-Cast # OIN)	1	
274	88420F	Ball Bearing, [PL5X] (Countershaft to Case) (2.952"OD) (*Also Fits [PL5X] Mainshaft to Case)	1-2	
274	88420G	Ball Bearing, [Some L5] (Countershaft to Case) (2.935"OD)	1	
278	88424A	Collar, [AK / AS / CA] (Low Gear) (Countershaft) (1.180"OD)	1	
278	88421B	Collar, [F4 / K4 / G4] (Low Gear) (Countershaft) (1.258"OD)	1	
278	88421A	Collar, [P1] (Low Gear) (Countershaft) (.572" Thick)	1	
278	88424B	Collar, [L4] (Low Gear) (Countershaft) (1.220"OD)	1	
278	88424C	Collar, [L5 / PL5X] (Low Gear) (Countershaft)	1	
279	88423A	Caged Needle Bearing, [AK / AS / CA] (Low Gear) (Countershaft) (1.381"OD)	1	
279	88415B	Caged Needle Bearing, [F4 / K4 / G4] (Low Gear) (Countershaft) (1.496"OD) (.535" Thick) (*Also Fits [L4 / CA / P1] 4th Gear) (Mainshaft)	1-2	
279	88423B	Caged Needle Bearing, [L4 / P1] (Low/Gear) (Countershaft) (1.418"OD)	1	
279	88422C	Caged Needle Bearing, [L5 / PL5X] (Low Gear) (Countershaft) (1.536"OD) (*Also [L5 / PL5X] Reverse Gear)	1-2	
283	88428A	Caged Needle Bearing, [AK / AS / F4 / K4 / L4 / CA / P1 / G4 / L5 / PL5X] (Reverse) (Idler Shaft)	1	
289	88208	Ball Bearing, [AK / AS / CA / L4] (Differential)	2	
289	88208TS	Ball Bearing, [G4] (Differential)	2	
		GASKETS & RUBBER COMPONENTS		
305	88503A	Gasket, [AK / AS / CA] (Side Cover)	1	21812-PC9-000
305	88503G	Gasket, [F4] (Side Cover)	1	21812-PF4-000
305	88503K	Gasket, [K4] (Side Cover)	1	21812-PK4-000

HONDA 4-SPEED (2-SHAFT)

[AK/AS/CA/F4/G4/K4/L4/L5/P1/PL5X/PY8A/MY8A/ML4A]

ILL#	PART#	DESCRIPTION	QTY	REF #
GASKETS & RUBBER COMPONENTS (Cont)				
305	88503H	Gasket, [L4 / P1] (Side Cover)	1	21812-PL4-000
305	88503V	Gasket, [G4] (Side Cover)	1	
305	88503VA	Gasket, [L5 / PL5X] (Side Cover)	1	
318	88505A	Gasket, [AK / AS] (Converter Housing to Case)	1	31811-PC9-000
318	88505G	Gasket, [F4] (Converter Housing to Case)	1	21811-PF4-000
318	88505F	Gasket, [CA] (Converter Housing to Case)	1	21811-PC9-010
318	88505K	Gasket, [K4] (Converter Housing to Case)	1	21811-PK4-010
318	88505E	Gasket, [P1] (Converter Housing to Case)	1	21811-PY8-S10
318	88505V	Gasket, [G4] (Converter Housing to Case)	1	
318	88505H	Gasket, [L4] (Converter Housing to Case)	1	21811-PL4-000
318	88505VA	Gasket, [L5 / PL5X] (Converter Housing to Case)	1	21811-PL5-020
332	88504	O-Ring, [F4 / K4 / CA / L4 / P1 / G4 / L5 / PL5X] (2nd Clutch) (Inner)	1	91302-PG4-003
381	78502	O-Ring, [AK / AS / CA / F4 / L4] (Converter Hub) (Small)	1	91302-639-000
TECHNICAL MANUALS				
	TMHONDA-4CA	Technical Manual, [AK / AS] (Carb) 1983-87	1	
	TMHONDA-4FI	Technical Manual, [F4] (Revised)	1	
	TMACURA-IH	Technical Manual, [CA] (Integra) 1986-87	1	
	TMHONK4	Technical Manual, [K4] (Prelude) (Computer Controlled) 1988-91	1	
	TMACURA-LH	Technical Manual, [G4] (Legend) 1986-87	1	
	TMACURA-LS	Technical Manual, [L5 / PL5X] (Legend) (Computer Controlled) 1987-90	1	
ELECTRICAL COMPONENTS				
419	88958B	Speed Pulse Sensor, [L5] (On Outside of Rear Cover)	1	
420	88996	Solenoid Assembly, [K4] (Shift) (2-Inside of Case)	1	28203-PK4-305
420	88994	Solenoid Assembly, [L5 / PL5X] (Shift) (The Bottom 2-on the Outside of the Bell)	1	28200-PL5-033
425	88997	Solenoid Assembly, [K4] (Lock-Up) (Prelude) 1988 (The Top 2-on the Outside of the Bell)	1	28300-PK4-013
425	88997A	Solenoid Assembly, [K4] (Lock-Up) (Prelude) 1989 (The Top 2-on the Outside of the Bell)	1	28300-PK4-901
425	88998	Solenoid Assembly, [MY8A / PY8A] (Prelude) (Lock-Up) 1990-91 (The Top 2-on the Outside of Bell)	1	28300-PY8-J10
425	88995A	Solenoid, [P1 / L4] (Lock-Up) (The 1-on the Top Outside of Bell)	1	28200-PL4-681
425	88995	Solenoid Assembly, [L5 / PL5X] (Lock-Up) (The Top 2-on the Outside of the Bell)	1	28300-PL5-033
436	88958C	Speed Sensor, [L5 / PL5X] (On the Outside of Rear Cover)	1	
HARD PARTS				
529	88813A	Shaft, [AK / AS] (Stator) (Cast # PC)	1	
529	88813AB	Shaft, [F4] (Stator) (Cast # PF4)	1	
529	88813AC	Shaft, [CA] (Stator) (Cast # PHO)	1	
529	88813AE	Shaft, [K4] (Stator)	1	
529	88813AD	Shaft, [L4 / P1] (Stator) (Cast # PL4)	1	
529	88813B	Shaft, [G4] (Stator)	1	
529	88813AF	Shaft, [L5 / PL5X] (Stator)	1	
530	K88201A	Pump Gears, [AK / AS / CA] [Some F4 / L4] (36-Spline Gear)	1	
530	K88201	Pump Gears, [F4] (38-Splines Gear) (28-Teeth) (.470" Thick)	1	
530	K88201C	Pump Gears, [K4 / G4 / P1] [*Some F4 / L4] (38-Spline Gear) (.470" Thick) (32-Teeth)	1	
530	K88201B	Pump Gears, [L5 / PL5X] (38-Spline Gear) (28-Teeth) (.550" Thick)	1	
550	88735	Drum, [AK] (2-4 Clutch) (Less Piston)	1	
550	88735A	Drum, [AS] (2-4 Clutch) (*With Tag # Up to 1195293)	1	22610-PC9-020
550	88735AA	Drum, [AS] (2-4 Clutch) (Less Piston) (*With Tag # 1195294 Up)	1	

HONDA 4-SPEED (2-SHAFT)

[AK/AS/CA/F4/G4/K4/L4/L5/P1/PL5X/PY8A/MY8A/ML4A]

ILL#	PART#	DESCRIPTION	QTY	REF #
		HARD PARTS (Cont)		
550	88735B	Drum, [F4] (2-4 Clutch) (With Thin Hub)	1	22610-PC9-030
550	83735F	Drum, [F4] (2-4 Clutch) (With Thick Hub)	1	
550	88735AB	Drum, [CA] (2-4 Clutch) (Less Pistons) (All,Civic) (*Integra With Tag # Up to 1290173)	1	
550	88735AD	Drum, [CA] (2-4 Clutch) (Less Pistons) (*Integra With Tag # 1290174 Up)	1	22610-PH0-852
550	88735C	Drum, [K4] [*Some F4] (2-4 Clutch) (Less Pistons) (With Thick Hub)	1	22610-PK4-000
550	88735AC	Drum, [L4 / P1] (2-4 Clutch) (Less Pistons)	1	22610-PL4-850
550	83735D	Drum, [G4] (2-4 Clutch) (Less Pistons) (With Thin Hub)	1	
550	88735E	Drum, [G4 / L5 / PL5X] (2-4 Clutch) (Less Pistons) (With Thick Hub)	1	
554	88734	Drum, [AK] (Low Clutch Guide) (4-3/16"OD Friction)	1	
554	88734B	Drum, [AS / CA / L4] (Low Clutch) (4-5/16"OD Frictions) (1.245" Tall)	1	
554	88734C	Drum, [F4 / K4] (Low Clutch) (4-9/16"OD Frictions)	1	22510-PC9-000
554	88734BA	Drum, [CA] (Low Clutch) (.910"ID of Drum) (1.206" Tall)	1	
554	88734BB	Drum, [CA] (Low Clutch) (1.025"ID of Drum) (1.206" Tall)	1	
554	88734D	Drum, [G4] (Low Clutch) (4-9/16"OD Friction) (4 Clutch)	1	
554	88734E	Drum, [L5 / PL5X] (Low Clutch) (4-9/16"OD Friction) (4 Clutch)	1	
555	88815	Drum, [AK] (3rd Clutch) (4-3/16"OD Friction)	1	22611-PA9-000
555	88815A	Drum, [AS / CA / L4] (3rd Clutch) (4-5/16"OD Friction) (1.245" Tall)	1	
555	88815B	Drum, [F4 / K4] (3rd Clutch) (4-9/16"OD Friction)	1	
555	88815E	Drum, [CA / P1] (3rd Clutch) (4-5/16"OD Friction) (1.206" Tall)	1	
555	88815C	Drum, [G4] (3rd Clutch) (4-9/16"OD Friction)	1	
555	88815D	Drum, [L5 / PL5X] (3rd Clutch) (4-9/16"OD Frictions)	1	
		SPRAGS & ONE WAY CLUTCHES		
658	88727A	Sprag, [AK / AS / L4 / CA / P1] (Low) (26-Lugs)	1	23423-PA4-003
658	88727AB	Sprag, [F4 / K4] (Low) (28-Lugs)	1	23423-PF4-003
658	88727B	Sprag, [G4 / L5] (Low) (28-Lugs)	1	23423-PG4-003
		HARD PARTS (Cont)		
672	88802	Mainshaft, [AK / AS] (31-Teeth) (15" Long) (With 3-Rings)	1	23210-PC9-811
672	88802AB	Mainshaft, [AK] (31-Teeth) (15" Long) (With 2-Rings) (Prelude 1983)	1	
672	88802J	Mainshaft, [AS] (30-Teeth) (15-1/8" Long) 1985 (SEI Model)	1	
672	88802B	Mainshaft, [F4 / K4] (33-Teeth) (15-1/2" Long) (3.465"OD of Gear) (Carb)	1	23210-PF4-700
672	88802E	Mainshaft, [F4 / K4] (33-Teeth) (15-1/2" Long) (3.415"OD of Gear) (Fuel Injected)	1	23210-PF4-710
672	88802A	Mainshaft, [CA] (32-Teeth) (14-1/2" Long) (No Step) (Civic)	1	
672	88802AA	Mainshaft, [CA] (32-Teeth) (14-1/2" Long) (With Step) (Acura)	1	23210-PHO-670
672	88802H	Mainshaft, [PY8A] (33-Teeth) (15-3/4" Long)	1	
672	88802F	Mainshaft, [L4 / P1] (36-Teeth) (14-3/4" Long) (2-Narrow Grooves)	1	
672	88802FA	Mainshaft, [L4 / P1] (36-Teeth) (14-3/4" Long) (2-Wide Grooves)	1	
672	88802G	Mainshaft, [G4] (35-Teeth) (16-7/16" Long) (3.669"OD of Gear)	1	
672	88802L	Mainshaft, [L5 / PL5X] (35-Teeth) (16-3/4"Long) (3.615"OD Gear) (7-3/8" From Gear to Front of Shaft)	1	
672	88802D	Mainshaft, [L5] (35-Teeth) (16-3/4"Long) (3.615"OD of Gear) (7-7/8" From Gear to Front of Shaft)	1	
676	88814A	Countershaft, [AK / AS] (16-Teeth) (10-1/2" Long)	1	23220-PC9-020
676	88814B	Countershaft, [F4] (15-Teeth) (11" Long) (*Uses .738"ID Nut)	1	
676	88814BA	Countershaft, [F4] (15-Teeth) (11" Long) (*Uses .854"ID Nut)	1	23220-PF4-700
676	88814	Countershaft, [CA] (15-Teeth) (10" Long) (Civic)	1	
676	88814H	Countershaft, [CA] (14-Teeth) (10" Long) (Acura)	1	23010-PH0-660
676	88814F	Countershaft, [K4] (15-Teeth) (11-1/8" Long)	1	23220-PK4-010
676	88814FA	Countershaft, [PY8A] (15-Teeth) (11-1/8" Long) (2-Grooves)	1	

HONDA 4-SPEED (2-SHAFT)

[AK/AS/CA/F4/G4/K4/L4/L5/P1/PL5X/PY8A/MY8A/ML4A]

ILL#	PART#	DESCRIPTION	QTY	REF #
		HARD PARTS (Cont)		
676	88814FB	Countershaft, [PY8A] (14-Teeth) (11-1/8" Long) (No Groove)	1	
676	88814C	Countershaft, [G4] (15-Teeth) (11-1/2" Long) (No Groove)	1	23220-PG4-050
676	88814CA	Countershaft, [G4] (15-Teeth) (11-1/2" Long) (1-Groove)	1	
676	88814GA	Countershaft, [PL5X] (15-Teeth)	1	
676	88814D	Countershaft, [L4 / P1] (14-Teeth) (10-1/2" Long)	1	23220-PP1-000
676	88814E	Countershaft, [L4] (15-Teeth) (10-3/8" Long)	1	
676	88814FC	Countershaft, [MY8A] (16-Teeth) (10-1/2" Long) (1-Groove)	1	
676	88814G	Countershaft, [L5] (15-Teeth) (11-5/8" Long) (.902"OD Threads) (27-Splines Under Nut)	1	
676	88814GB	Countershaft, [L5] (15-Teeth) (11-5/8" Long) (.978"OD Threads) (27-Splines Under Nut)	1	
676	88814GC	Countershaft, [L5] (15-Teeth) (11-5/8" Long) (25-Splines Under Nut)	1	
680	88812	Governor Assembly, (*Specify Trans *Model / * Tag # / & *Gear Tooth Count)	1	
689	88688	Plate, [AK / AS / F4 / K4 / L4 / CA / P1 / G4 / L5 / PL5X] (Oil Guide)	1	23225-PF0-850
690	88824	Gear, [AK / AS / CA] (Park) (21-Lugs) (4-1/16"OD)	1	
690	88824E	Gear, [F4 / G4] (Park) (23-Lugs) (4-3/8"OD) (3/8" Thick at Lugs)	1	
690	88824A	Gear, [F4 / K4] (Park) (10-Lugs) (4-3/8"OD) (3/8" Thick at Lugs)	1	
690	88824B	Gear, [L4 / P1] (Park) (10-Lugs) (4-1/16"OD)	1	
690	88824D	Gear, [L5 / PL5X] (Park) (23-Lugs) (4-3/8"OD)	1	
690	88824C	Gear, [L5 / PL5X] (Park) (23-Lugs) (4-3/8"OD) (1/2" Thick at Lugs)	1	
715	88910C	Differential, [AK / AS] (62-Teeth) (2-Grooves) (1.020" Axle Diameter)	1	
715	88910B	Differential, [F4] (61-Teeth) (No Groove) (1.100" Axle Diameter)	1	
715	88910BA	Differential, [F4] (61-Teeth) (1-Groove) (1.100" Axle Diameter)	1	
715	88910A	Differential, [CA] (59-Teeth) (.780" Thick Gear) (1.020" Axle Diameter)	1	
715	88910AA	Differential, [CA / P1] (59-Teeth) (.912" Thick Gear) (1.100" Axle Diameter)	1	
715	88910AB	Differential, [CA / P1] (59-Teeth) (.912" Thick Gear) (2-Grooves) (1.020" Axle Diameter)	1	
715	88910AC	Differential, [CA / P1] (59-Teeth) (.912" Thick Gear) (No Groove) (1.020" Axle Diameter)	1	
715	88910AD	Differential, [CA / P1] (59-Teeth) (.770" Thick Gear) (1.100" Axle Diameter)	1	
715	88910G	Differential, [K4] (61-Teeth) (1-Groove) (With Tapered Bearings)	1	
715	88910PA	Differential, [K4] (62-Teeth) (No Groove) (With Tapered Bearings)	1	
715	88910P	Differential, [PY8A] (62-Teeth) (3-Grooves) (With Tapered Bearings)	1	
715	88910I	Differential, [P1] (59-Teeth) (.912" Thick Gear) (1-Groove) (1.020" Axle Diameter)	1	
715	88910E	Differential, [P1] (59-Teeth) (.770" Thick Gear) (2-Grooves) (1.100" Axle Diameter)	1	
715	88910D	Differential, [G4] (63-Teeth) (No Groove) (With Tapered Bearings)	1	
715	88910F	Differential, [L4] (59-Teeth) (1-Wide Groove) (1.020" Axle Diameter)	1	
715	88910PA	Differential, [MY8A] (63-Teeth) (1-Groove) (1.020" Axle Diameter)	1	
715	88910H	Differential, [L5 / PL5X] (64-Teeth) (1-Groove) (With Tapered Bearings)	1	
		VALVE BODIES		
740	88200A	Valve Body, [AK] (Less Gears)	1	
740	88200AA	Valve Body, [AS] (Less Gears) (Cast # 96)	1	
740	88200AB	Valve Body, [AS] (Less Gears) (Cast # 95)	1	
740	88200G	Valve Body, [F4] (Less Gears) (Use With 36-Teeth Converter Hub)	1	
740	88200GA	Valve Body, [F4] (Less Gears) (With 38-Teeth Converter Hub) (Cast # PF4) (2-Bolts Under Regulator, Both 3/8" Deep & In 2-Separate Oil Galleys)	1	
740	88200GB	Valve Body, [F4] (Less Gears) (With 38-Teeth Converter Hub) (Cast # PF4) (2-Bolts Under Regulator, 1-Bolt is 3/8" Deep & 1-Bolt is 1/16" Deep & in 2-Separate Oil Galleys)	1	
740	88200GC	Valve Body, [F4] (Less Gears) (With 38-Teeth Converter Hub) (Cast # PF4) (2-Bolts Under Regulator, 1-Bolt is 3/8" Deep & 1-is 1/16" Deep & Both are in Same Oil Galley)	1	
740	88200GD	Valve Body, [F4] (Less Gears) (With 38-Teeth Converter Hub) (Cast # PF4) (2-Bolts Under Regulator, Both Bolts are 3/8" Deep & In the Same Oil Galley)	1	

HONDA 4-SPEED (2-SHAFT)

[AK/AS/CA/F4/G4/K4/L4/L5/P1/PL5X/PY8A/MY8A/ML4A]

ILL#	PART#	DESCRIPTION	QTY	REF #
		VALVE BODIES (Cont)		
740	88200GE	Valve Body, [F4] (Less Gears) (With 38-Teeth Converter Hub) (Cast # PF4Y)	1	
740	88200GF	Valve Body, [F4] (Less Gears) (With 38-Teeth Converter Hub) (Cast # PF4X)	1	
740	88200GG	Valve Body, [F4] (Less Gears) (Cast # PN6-70)	1	
740	88200F	Valve Body, [CA] (Less Gears)	1	
740	88200T	Valve Body, [K4] (Less Gears) (No Solenoids)	1	
740	88200TA	Valve Body, [K4] (Less Gears) (With 1-Solenoid) (With Accumulator Body)	1	
740	88200TB	Valve Body, [PY8A] (Cast # PY8)	1	
740	88200E	Valve Body, [P1] (Less Gears)	1	
740	88200V	Valve Body, [G4] (Less Gears)	1	
740	88200VA	Valve Body, [PL5X] (Less Gears)	1	
740	88200H	Valve Body, [L4] (Less Gears) (Cast # PL4)	1	
740	88200HA	Valve Body, [L4] (Less Gears) (Cast # PP6)	1	
740	88200VB	Valve Body, [L5] (Less Gears) (Cast # PL5Y)	1	
740	88200VC	Valve Body, [L5] (Less Gears) (Cast # PL5Z)	1	
740	88200VD	Valve Body, [L5] (Less Gears) (Cast # L5)	1	
		VALVE BODY COMPONENTS		
747	88688	Plate, Valve Body, (*Specify Trans Tag)	1	
		HARD PARTS (Cont)		
750	88701	Bell Housing, [AK]	1	
750	88701A	Bell Housing, [AS]	1	
750	88701B	Bell Housing, [F4] (Cast # PF4 8610)	1	
750	88701BA	Bell housing, [F4] (Cast # PF47000, HM1 to HM6)	1	
750	88701BC	Bell Housing, [F4] (Cast # PF4 7000, HM7 & Up)	1	
750	88701C	Bell Housing, [CA] (Cast # 0000)	1	
750	88701CA	Bell Housing, [CA] (Cast # 8500) (Acura)	1	
750	88701E	Bell Housing, [K4]	1	
750	88701EA	Bell Housing, [PY8A]	1	
750	88701H	Bell Housing, [P1]	1	
750	88701D	Bell Housing, [G4]	1	
750	88701J	Bell Housing, [PL5X]	1	
750	88701F	Bell Housing, [L4] (Civic 1.5L / 1.6L) 1989-91	1	
750	88701EB	Bell Housing, [MY8A] (Civic 1.5L / 1.6L) 1989-91	1	
750	88701G	Bell Housing, [L5] (Cast # PLR-2 or 3)	1	
750	88701GA	Bell Housing, [L5] (Cast # PL5Z00)	1	
759	88202	Rear Cover, [AK] (With Tubes)	1	
759	88202A	Rear Cover, [AS] (With Tubes)	1	
759	88202B	Rear Cover, [F4] (With Tubes)	1	
759	88202C	Rear Cover, [CA] (With Tubes)	1	
759	88202E	Rear Cover, [K4] (With Tubes)	1	
759	88202H	Rear Cover, [P1] (With Tubes)	1	
759	88202D	Rear Cover, [G4] (With Tubes)	1	
759	88202J	Rear Cover, [PL5X] (With Tubes) (No Speed Sensors)	1	
759	88202JA	Rear Cover, [PL5X] (With Tubes) (Uses 2-Speed Sensors)	1	
759	88202F	Rear Cover, [L4] (With Tubes)	1	
759	88202G	Rear Cover, [L5] (With Tubes)	1	
760	88204	Case, [AK]	1	
760	88204A	Case, [AS]	1	

HONDA 4-SPEED (2-SHAFT)

[AK/AS/CA/F4/G4/K4/L4/L5/P1/PL5X/PY8A/MY8A/ML4A]

ILL#	PART#	DESCRIPTION	QTY	REF #
		HARD PARTS (Cont)		
760	88204B	Case, [F4] 1986-87	1	
760	88204BA	Case, [F4] 1988-89	1	
760	88204C	Case, [CA]	1	
760	88204E	Case, [K4]	1	
760	88204EA	Case, [PY8A]	1	
760	88204H	Case, [P1]	1	
760	88204D	Case, [G4]	1	
760	88204F	Case, [L4] (Up to Tag # 1051223) (No Threaded Bosses to the Bottom Right of Rear Cover)	1	
760	88204FA	Case, [L4] (From Tag # 1051224 Up) (Civic 1.5L / 1.6L) 1988-91	1	
760	88204FB	Case, [L4] (With 3-Threaded Bosses to the Bottom Right of Rear Cover)	1	
760	88204EB	Case, [MY8A] (Civic 1.5L / 1.6L) 1989-91	1	
760	84204J	Case, [L5 / PL5X] (Without Sensor)	1	
760	88204G	Case, [L5] (With Speed Sensor)	1	
774	88922	Speed-O Housing & Power Steering Pump, (*Specify Trans Tag)	1	
795	88948	Nut, [AK / AS / F4 / L4 / CA / K4 / P1] (Main Shaft) (Left Hand Threads)	1	
795	88948A	Nut, [G4 / L5 / PL5X] (Mainshaft) (Right Hand Threads)	1	
796	88949	Nut, [AK / AS / F4 / CA] (Countershaft) (.738"ID) (Right Hand Threads)	1	
796	88950	Nut, [F4 / K4 / L4 / P1] (Countershaft) (.845"ID) (Right Hand Threads)	1	
796	88950A	Nut, [G4 / L5] (Countershaft) (.845"ID) (Left Hand Threads)	1	
796	88950B	Nut, [L5 / PL5X] (Countershaft) (.940"ID) (Left Hand Threads)	1	
800	88817B	Gear, [AK / AS] (Low Mainshaft) (*Specify Trans *Model / *Tag # / & *Tooth Count)	1	
801	88825C	Gear, [AK / AS] (Low Countershaft) (50-Teeth)	1	
801	88825	Gear, [F4] (Low Countershaft) (43-Teeth)	1	
801	88825E	Gear, [CA] (Low Countershaft) (45-Teeth) (Civic)	1	
801	88825F	Gear, [CA] (Low Countershaft) (46-Teeth) (1.415"ID)	1	
801	88825G	Gear, [K4] (Low Countershaft) (45-Teeth) (4-Grooves)	1	
801	88825GA	Gear, [PY8A] (Low Countershaft) (44-Teeth) (No Groove)	1	
801	88825I	Gear, [P1] (Low Countershaft) (46-Teeth) (1.380"ID)	1	
801	88825D	Gear, [G4] (Low Countershaft) (45-Teeth)	1	
801	88825A	Gear, [L4] (Low Countershaft) (45-Teeth) (2.934"ID Race)	1	
801	88825GB	Gear, [MY8A] (Low Countershaft) (49-Teeth) (1-Groove)	1	
801	88825H	Gear, [L5 / PL5X] (Low Countershaft) (45-Teeth)	1	
803	88816	Gear, [AK / AS] (2nd Mainshaft) (25-Teeth)	1	23431-PC9-010
803	88816B	Gear, [AS] (2nd Mainshaft) (26-Teeth)	1	
803	88816CC	Gear, [F4] (2nd Mainshaft) (27-Teeth) (.611" Thick) (1-Groove) (For Thick Hub Drum)	1	23431-PF4-020
803	88816C	Gear, [F4] (2nd Mainshaft) (27-Teeth) (.631" Thick) (For Thin Hub Drum)	1	
803	88816A	Gear, [L4 / CA / P1] (2nd Mainshaft) (25-Teeth) (.531" Thick)	1	23431-PH0-670
803	88816CB	Gear, [K4] (2nd Mainshaft) (27-Teeth) (.631" Thick) (1-Groove)	1	23431-PF4-010
803	88816CA	Gear, [K4] (2nd Mainshaft) (27-Teeth) (.619" Thick) (2-Grooves)	1	23431-PF4-932
803	88816G	Gear, [PY8A] (2nd Mainshaft) (28-Teeth) (.611" Thick) (3-Grooves)	1	
803	88816GA	Gear, [PY8A] (2nd Mainshaft) (28-Teeth) (1-Groove)	1	
803	88816E	Gear, [G4] (2nd Mainshaft) (27-Teeth) (.746" Thick) (2-Grooves) (For Thick Hub Drum)	1	
803	88816EA	Gear, [G4] (2nd Mainshaft) (27-Teeth) (.766" Thick) (2-Grooves) (For Thick Hub Drum)	1	23431-PG4-610
803	88816D	Gear, [G4 / L5 / PL5X] (2nd Mainshaft) (27-Teeth) (.726" Thick) (1-Groove) (For Thick Hub Drum)	1	
803	88816DA	Gear, [G4 / L5 / PL5X] (2nd Mainshaft) (27-Teeth) (.766" Thick) (No Groove) (For Thick Hub Drum)	1	

HONDA 4-SPEED (2-SHAFT)

[AK/AS/CA/F4/G4/K4/L4/L5/P1/PL5X/PY8A/MY8A/ML4A]

ILL#	PART#	DESCRIPTION	QTY	REF #
		HARD PARTS (Cont)		
803	88816EB	Gear, [G4] (2nd Mainshaft) (28-Teeth) (.746" Thick) (3-Grooves) (For Thick Hub Drum)	1	
803	88816GB	Gear, [MY8A] (2nd Mainshaft) (28-Teeth) (.531" Thick) (1-Groove)	1	
804	88819	Gear, [AK / AS] (2nd Countershaft) (39-Teeth)	1	33441-PC9-000
804	88819A	Gear, [F4] (2nd Countershaft) (40-Teeth) (4.140"OD) (No Groove)	1	
804	88819C	Gear, [CA] (2nd Countershaft) (39-Teeth) (2-Narrow Grooves)	1	
804	88819E	Gear, [K4] (2nd Countershaft) (39-Teeth) (4.115"OD) (No Grooves)	1	
804	88819EA	Gear, [PY8A] (2nd Countershaft) (39-Teeth) (3-Grooves)	1	
804	88819EB	Gear, [PY8A] (2nd Countershaft) (40-Teeth) (2-Grooves)	1	
804	88819D	Gear, [L4 / P1] (2nd Countershaft) (39-Teeth) (2-Wide Groove)	1	
804	88819G	Gear, [G4] (2nd Countershaft) (42-Teeth) (No Groove)	1	
804	88819B	Gear, [G4] (2nd Countershaft) (42-Teeth) (2-Grooves)	1	
804	88819BA	Gear, [G4] (2nd Countershaft) (41-Teeth) (3-Grooves)	1	
804	88819EC	Gear, [MY8A] (2nd Countershaft) (42-Teeth) (1-Groove)	1	
804	88819F	Gear, [L5 / PL5X] (2nd Countershaft) (42-Teeth)	1	
807	88820	Gear, [AK / AS] (3rd Countershaft) (32-Teeth)	1	23451-PC9-000
807	88820G	Gear, [AS] (3rd Countershaft) (33-Teeth) (3.475"OD) (1985 SE)	1	23451-PC9-930
807	88820B	Gear, [F4 / K4] (3rd Countershaft) (34-Teeth) (.746" Thick) (3 Clutch)	1	23015-PF4-305
807	88820BA	Gear, [F4 / K4] (3rd Countershaft) (34-Teeth) (.786" Thick) (3 Clutch)	1	
807	88820C	Gear, [F4 / K4] (3rd Countershaft) (35-Teeth)	1	23451-PF4-951
807	88820A	Gear, [CA] (3rd Countershaft) (33-Teeth) (3.395"OD)	1	23451PHO-000
807	88820E	Gear, [L4 / P1] (3rd Countershaft) (37-Teeth) (No Groove)	1	
807	88820EA	Gear, [L4 / P1] (3rd Countershaft) (37-Teeth) (2-Grooves)	1	
807	88820EB	Gear, [L4 / P1] (3rd Countershaft) (37-Teeth) (2-Wide Grooves)	1	
807	88820D	Gear, [G4] (3rd Countershaft) (34-Teeth) (4 Clutch)	1	23451-PG4-000
807	88820H	Gear, [RO] (3rd Countershaft) (33-Teeth)	1	
807	88820F	Gear, [L5 / PL5X] (3rd Countershaft) (36-Teeth)	1	
809	88826	Gear, [AK / AS] (4th Mainshaft) (36-Teeth)	1	
809	88826J	Gear, [AK / AS] (Mainshaft) (37-Teeth) (1-Groove) (2.125" Tall)	1	
809	88826A	Gear, [AS] (4th Mainshaft) (39-Teeth) (38-Teeth Hub)	1	
809	88826JA	Gear, [AS] (4th Mainshaft) (37-Teeth) (No Groove) (1985 SEI)	1	23461-PC9-000
809	88826JB	Gear, [AS] (4th Mainshaft) (37-Teeth) (1-Groove) (2.325" Tall) (1985 SEI)	1	
809	88826B	Gear, [F4 / K4] (4th Mainshaft) (40-Teeth) (2-Grooves) (4.074"OD Hub)	1	
809	88826BA	Gear, [F4 / K4] (4th Mainshaft) (40-Teeth) (No Groove) (4.010"OD Hub)	1	
809	88826E	Gear, [F4] (4th Mainshaft) (39-Teeth) (41-Teeth Hub)	1	23461-PF4-950
809	88826F	Gear, [CA] (4th Mainshaft) (36-Teeth)	1	
809	88826I	Gear, [P1] (4th Mainshaft) (44-Teeth)	1	
809	88826H	Gear, [G4] (4th Mainshaft) (41-Teeth) (No Groove)	1	
809	88826HA	Gear, [G4] (4th Mainshaft) (43-Teeth) (1-Wide Groove)	1	
809	88826D	Gear, [L4 / P1] (4th Mainshaft) (41-Teeth) (2-Wide Grooves) (38-Teeth Hub)	1	
809	88826C	Gear, [L4] (4th Mainshaft) (41-Teeth) (No Groove) (38-Teeth Hub)	1	
809	88826G	Gear, [L5 / PL5X] (4th Mainshaft) (41-Teeth) (4.257"OD Hub)	1	
810	88818	Gear, [AS] (4th Countershaft) (26-Teeth)	1	23471-PC9-830
810	88818AA	Gear, [AS] (4th Countershaft) (28-Teeth, Right Angled) (1985 SEI)	1	23471-PC9-010
810	88818A	Gear, [AK / F4] (4th Countershaft) (28-Teeth, Right Angled) (1-Groove) (2.940"OD)	1	23471-PF4-640
810	88818AB	Gear, [F4 / K4] (4th Countershaft) (29-Teeth, Right Angled) (3-Grooves) (Prelude)	1	23471-PF4-950
810	88818AC	Gear, [F4] (4th Countershaft) (28-Teeth, Right Angled) (2.940"OD) 1989	1	23471-PF4-L00
810	88818D	Gear, [CA] (4th Countershaft) (28-Teeth, Right Angled)	1	23471-PHO-671

HONDA 4-SPEED (2-SHAFT)

[AK/AS/CA/F4/G4/K4/L4/L5/P1/PL5X/PY8A/MY8A/ML4A]

ILL#	PART#	DESCRIPTION	QTY	REF #
		HARD PARTS (Cont)		
810	88818H	Gear, [CA] (4th Countershaft) (27-Teeth) (Civic CRX)	1	23471-PHO-010
810	88818B	Gear, [K4] (4th Countershaft) (29-Teeth, Right Angled) (No Groove)	1	23471-PF4-000
810	88818G	Gear, [P1] (Countershaft) (31-Teeth) (No Groove)	1	
810	88818E	Gear, [L4 / P1] (4th Countershaft) (32-Teeth) (1-Groove)	1	23471-PL4-850
810	88818EA	Gear, [L4 / P1] (4th Countershaft) (32-Teeth) (1-Groove) (Selector Teeth Are Pointed)	1	
810	88818EB	Gear, [L4 / P1] (4th Countershaft) (32-Teeth) (2-Wide Grooves)(Selector Teeth Pointed)	1	
810	88818EC	Gear, [L4 / P1] (4th Countershaft) (32-Teeth) (2-Wide Grooves) (Selector Teeth Angled to 1-Side)	1	
810	88818C	Gear, [G4] (4th Countershaft) (28-Teeth, Left Angled)	1	23471-PG4-000
810	88818ED	Gear, [L4] (4th Countershaft) (31-Teeth) (2-Grooves)	1	23471-PL4-900
810	88818F	Gear, [L5] (4th Countershaft) (29-Teeth, Left Angled) (No Groove)	1	
810	88818K	Gear, [L5 / PL5X] (4th Countershaft) (29-Teeth, Right Angled) (3-Grooves)	1	
810	88818KA	Gear, [L5 / PL5X] (4th Countershaft) (29-Teeth, Left Angled) (3-Grooves)	1	
816	88821A	Gear, [AK / AS] (Reverse Countershaft) (43-Teeth) (1-Groove)	1	23531-PC9-000
816	88821B	Gear, [F4 / K4] (Reverse Countershaft) (40-Teeth) (4.156"OD)	1	23531-PF4-000
816	88821	Gear, [CA / L4 / P1] (Reverse Countershaft) (43-Teeth) (No Groove)	1	23531-PHO-000
816	88821D	Gear, [G4] (Reverse Countershaft) (40-Teeth) (4.276"OD) (1.495"ID)	1	
816	88821C	Gear, [L5 / PL5X] (Reverse Countershaft) (40-Teeth) (4.276"OD) (1.535"ID)	1	
818	88223A	Gear, [AK / AS / L4 / CA / P1] (Reverse Idler) (27-Teeth)	1	
818	88823B	Gear, [F4 / K4 / G4 / L5 / PL5X] (Reverse Idler) (24-Teeth)	1	
830	88822	Selector, [AK / AS / F4 / CA] [Some L4 / P1] (Reverse) (Countershaft) (2.200"OD Where Fork Rides) (Has Angled Teeth on Both Sides)	1	23565-PC9-000
830	88822A	Selector, [F4 / K4] (Reverse) (Countershaft) (2.275"OD Where Fork Rides) (Has Angled Teeth on Both Sides)	1	23565-PF4-000
830	88822AA	Selector, [F4 / K4] (Reverse) (Countershaft) (2.275"OD Where Fork Rides) (Has Left Angled Teeth on Reverse Side, Pointed Teeth on 4th Side)	1	23565-PF4-L03
830	88822AC	Selector, [*Some P1] (Reverse) (Countershaft) (2.200"OD Where Fork Rides) (Has Angled Teeth on Reverse Side & Pointed Teeth on 4th Side)	1	23565-PC9-830
830	88822AE	Selector, [G4] (Reverse) (Countershaft) (2.275"OD Where Fork Rides) (12-Teeth, Angled Both Sides)	1	23565-PG4-000
830	88822AD	Selector, [PL5X] (Reverse) (Countershaft)	1	
830	88822AG	Selector, [L4 / MY8A] (Reverse) (Countershaft) (2.275"OD Fork Groove) (Angled Teeth on Reverse Side, Pointed Teeth on 4th Side)	1	23565-PP6-010
830	88822AB	Selector, [L5] (Reverse) (Countershaft) (2.275"OD Where Fork Rides) (24-Teeth, Angled Both Sides)	1	
830	88822AF	Selector, [L5] (Reverse) (Countershaft) (2.275"OD Where Fork Rides) (Has Right Angled Teeth on Reverse Side, Pointed Teeth on 4th Side)	1	
835	88822B	Hub, [AK / AS] (Reverse) (Countershaft)	1	23566-PC9-000
835	88822BA	Hub, [F4 / K4 / G4] (Reverse) (Countershaft)	1	23566-PF4-000
835	88822C	Hub, [CA / L4 / P1] (Reverse) (Countershaft)	1	23566-PHO-000
835	88822D	Hub, [L5 / PL5X] (Reverse) (Countershaft) (27-Splines)	1	
835	88822DA	Hub, [L5 / PL5X] (Reverse) (Countershaft) (25-Splines)	1	
840	88624A	Shift Fork, [AK / AS] (1-1/8" Wide Shaft)	1	24111-PC9-000
840	88624C	Shift Fork, [F4] (Cast # F4) (Uses 2.200" Selector)	1	24111-PF4-010
840	88624CA	Shift Fork, [F4] (Cast # F4) (Uses 2.275" Selector)	1	24111-PF4-020
840	88624CB	Shift Fork, [F4] (Cast # F4L) (Uses 2.275" Selector)	1	24111-PF4-L02
840	88624B	Shift Fork, [CA] (3/4" Wide at Shaft)	1	24111-PHO-000
840	88624E	Shift Fork, [K4] (Cast # K4)	1	24111-PK4-000
840	88624EA	Shift Fork, [PY8A] (Cast # Y8)	1	
840	88624G	Shift Fork, [G4] (Cast # G4)	1	

HONDA 4-SPEED (2-SHAFT)

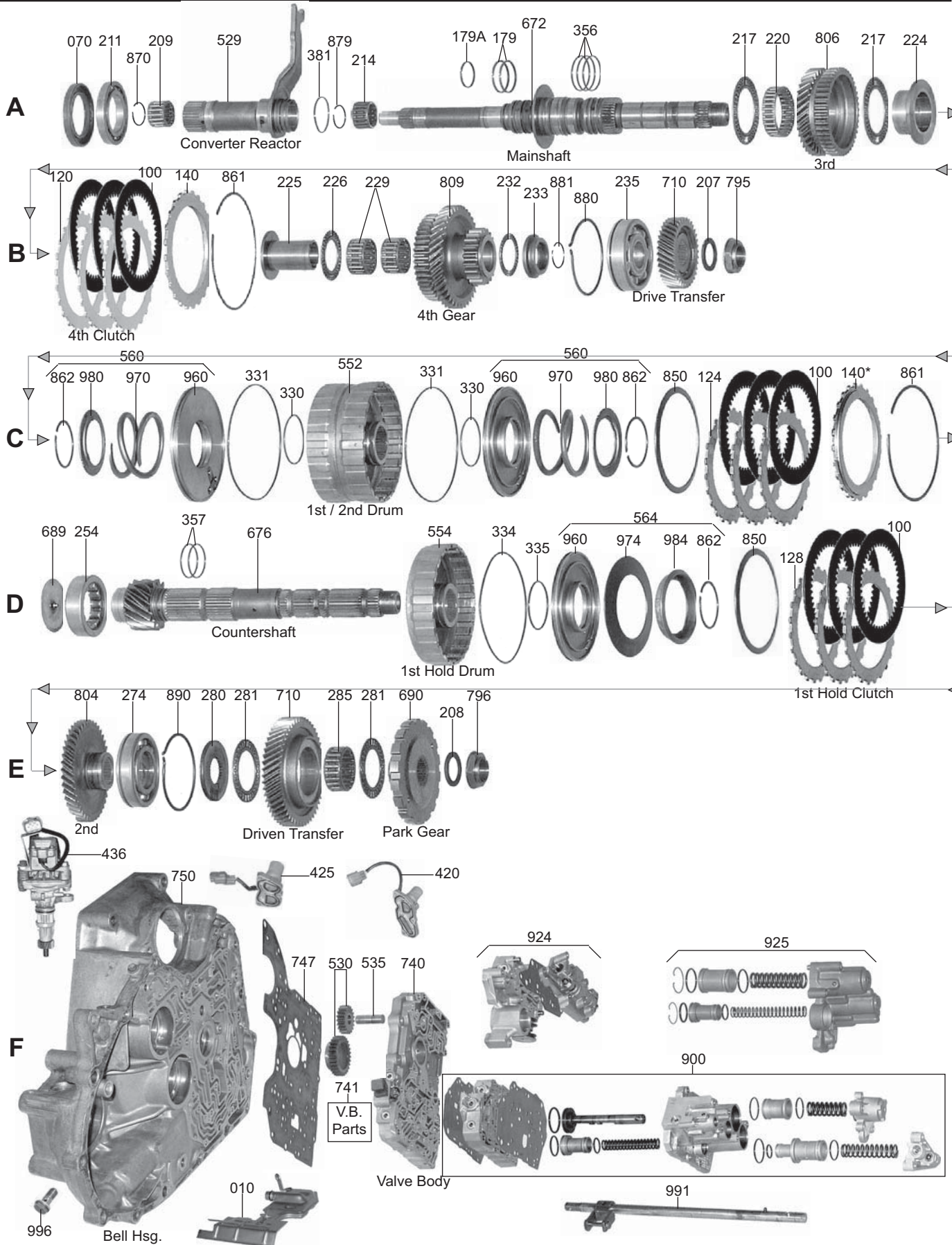
[AK/AS/CA/F4/G4/K4/L4/L5/P1/PL5X/PY8A/MY8A/ML4A]

ILL#	PART#	DESCRIPTION	QTY	REF #
		HARD PARTS (Cont)		
840	88624H	Shift Fork, [L4 / P1] (Cast # L4)	1	24111-PL4-000
840	88624D	Shift Fork, [L4] (Cast # P6)	1	24111-PP6-010
840	88624F	Shift Fork, [L5] (Cast # JO)	1	
840	88624FA	Shift Fork, [L5] (Cast # L5)	1	
840	88624FB	Shift Fork, [L5 / PL5X] (Cast # OZ)	1	
850	88998	Cushion, [AK] (Sets on Piston) (105mm)	4	
850	88999A	Cushion, [AS / CA / L4 / P1] (110mm) (Sits on Piston)	4	
850	88999	Cushion, [F4 / K4 / G4 / L5 / PL5X] (1st / 2nd / 3rd / 4th) (4.2"OD) (.078"Thick) (*Waved Replaces Beveled) (116mm)	4	
861	88747	Snap Ring, [AK] (Holds Pressure Plate In Drum)	4	
861	88748	Snap Ring, [AS / CA / L4 / P1] (Holds Pressure Plate In Drum)	4	
861	88748A	Snap Ring, [F4 / K4 / G4 / L5 / PL5X] (Holds Pressure Plate In Drum)	4	
881	88918	Wire Snap Ring, [AK / AS / F4 / K4 / CA / L4 / P1 / G4 / L5 / PL5X] (Mainshaft)	1	90613-PA9-000
887	88947	Split Washer, [AK / AS / F4 / K4 / CA / L4 / P1 / G4 / L5 / PL5X] (Horse Shoe)(2 Per Pk)	1	90431-PC9-000
900	88811	Servo Body Assembly, (*Specify Trans Model / *Tag # / & *Cast #)	1	
924	88899	Regulator, [AK]	1	
924	88899A	Regulator, [AS]	1	
924	88899B	Regulator, [F4] (Carburated) (Cast # PF4)	1	
924	88899BB	Regulator, [F4] (Fuel Injected) 1988-89 (Accord) (Cast # PF4B)	1	
924	88899BA	Regulator, [F4] (Fuel Injected) 1986-87 (Accord & Prelude) (Cast # PF4B)	1	
924	88899C	Regulator, [CA]	1	
924	88899E	Regulator, [K4]	1	
924	88899H	Regulator, [P1]	1	
924	88899D	Regulator, [G4]	1	
924	88899F	Regulator, [L4]	1	
924	88899G	Regulator, [L5 / PL5X]	1	
960	88741AA	Piston, [AK] (2nd Clutch)	1	
960	88741A	Piston, [AS / CA] (2nd Clutch) (1.590"ID)	1	
960	88741B	Piston, [F4 / G4] (2nd Clutch) (1.590"ID)	1	
960	88741BA	Piston, [F4 / K4 / G4 / L5 / PL5X] (2nd Clutch) (4.550"OD) (1.700"ID)	1	
960	88741C	Piston, [CA / L4 / P1] (2nd Clutch) (1.665"ID)	1	
962	88741CA	Piston, [AK] (Low / 3rd / 4th Clutch)	1-3	
962	88741CB	Piston, [AS / CA / P1 / L4] (Low / 3rd / 4th Clutch)	1-3	
962	88741CC	Piston, [F4 / K4 / G4 / L5 / PL5X] (Low / 3rd / 4th Clutch)	1-3	
970	88744B	Spring, [AK / AS / CA / F4 / G4] (2nd Clutch) (Thin Hub Drum) (*CA Civic & Integra Tag # Up to #1290173)	1	
970	88744BA	Spring, [F4 / K4 / G4 / L5 / PL5X] (2nd Clutch) (For Thick Hub)	1	22541-PG4-004
970	88744BB	Spring, [CA / L4 / P1] (2nd Clutch) (*CA Civic & CA Integra With Tag #1290174 or Up)	1	
972	88744A	Spring, [AK / AS / F4 / K4 / CA / P1 / L4 / G4 / L5 / PL5X] (Low / 3rd / 4th Clutch)	1-3	
980	88745	Retainer, [AK / AS / F4 / CA / G4] (2nd Clutch) (Thin Hub Drum) (*CA Civic & Integra Tag # Up to #1290173)	1	22542-PA9-000
980	88745A	Retainer, [F4 / K4 / G4 / L5 / PL5X] (2nd Clutch) (For Thick Hub Drum)	1	22542-PG4-000
980	88745C	Retainer, [CA / L4 / P1] (2nd Clutch) (*CA Civic & CA Integra With Tag # 1290174 or Up)	1	
982	88745B	Retainer, [AK / AS / F4 / K4 / CA / P1 / L4 / G4 / L5 / PL5X] (Low / 3rd / 4th Clutch)	1-3	
991	88675A	Shift Rod, (Internal) (*Specify Trans Tag)	1	
995	K88678	Park Pawl Assembly, (*Specify Trans Tag)	1	
996	88280A	Fitting, [AK / AS / F4 / CA / L4 / P1 / G4 / L5 / PL5X] (3-3/4") (Screws In Bell By Differential)	1	

HONDA 4-SPEED (3-SHAFT)

[PX4B/AOYA/APXA/APX4/A6VA/BOYA/MP1A/MPJA/MPOA/MPXA/MPWA]

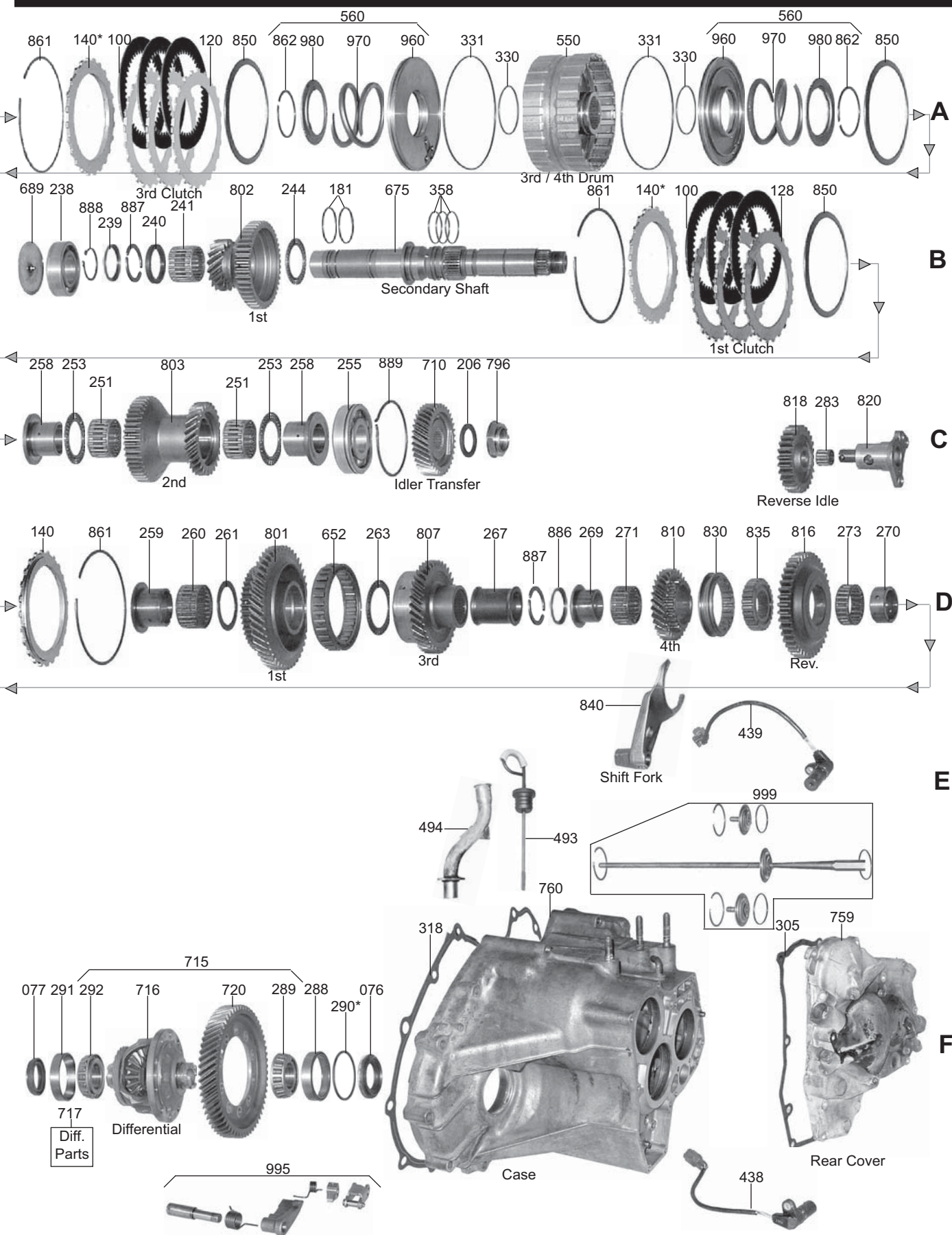
FWD 4 Speed



HONDA 4-SPEED (3-SHAFT)

[PX4B/AOYA/APXA/APX4/A6VA/BOYA/MP1A/MPJA/MPOA/MPXA/MPWA]

FWD 4 Speed



HONDA 4-SPEED (3-SHAFT)

[PX4B/AOYA/APXA/APX4/A6VA/BOYA/MP1A/MPJA/MPOA/MPXA/MPWA]

ILL#	PART#	DESCRIPTION	QTY	REF #
		OVERHAUL KIT		
	K98900	Overhaul Kit, [PX4B / AOYA / APXA / APX4 / A6VA / BOYA / MP1A / MPOA / MPWA] (Accord) (4-Cyl) (*Also [MPXA] 1990-97 (Accord>1990-97), (Prelude>1992-96), (Odyssey>1995-97), (Acura (2.2 CL)>1997), (Isuzu Oasis>1995-97 & 1999)	1	
		MASTER L/STEEL KIT		
	DK9800-S	Master L/Steels Kit, [PX4B / AOYA / APXA / APX4 / A6VA / BOYA / MP1A / MPJA / MPOA / MPWA] (Accord) (*Also [MPXA] 1990-97 (Accord (4-Cyl)>1990-97), (Prelude>1992-96), (Odyssey>1995-97), (Acura (2.2 CL)>1997), (Isuzu Oasis>1995-97 & 1999)	1	
		MASTER W/STEEL KITS		
	DK9800	Master W/Steels Kit, [PX4B / AOYA / APXA / APX4 / A6VA / MPJA / MPOA / MPWA] (Accord) (*Also [MPXA] 1990-97 (Accord (4-Cyl)>1990-97), (Acura (2.2 CL)>1997), (Isuzu Oasis>1995-97 & 1999)	1	
	DK9800U	Master W/Steels Kit, [BOYA / MP1A / MPJA] 1992-96	1	
		FILTERS		
010	98710	Filter, [PX4B] 1990-91	1	25420-PR0-030
010	98710A	Filter, [AOYA / APXA / APX4 / A6VA / BOYA / MP1A / MPJA / MPOA / MPXA] 1992-97	1	25420-P6H-000
	98712A	Screen, [Some] (In Valve Body) (.570"OD) (.125" Thick Rubber Boot)	1	
	98712AA	Screen, [Some] (In Valve Body) (.662"OD) (.315" Thick Rubber Boot)	1	
		BUSHINGS		
	K98400A	Bushing Kit, [AOYA / APXA / APX4 / A6VA / BOYA / MP1A / MPOA / MPXA]	1	
	K98400	Bushing Kit, [MPWA]	1	
		METAL CLAD SEALS		
070	78195	Seal, [PX4B / AOYA / APXA / APX4 / A6VA / BOYA / MP1A / MPJA / MPOA / MPWA] (Accord [MPXA] Converter) (44 x 68 x 8 mm) (Counter Clockwise Helix)	1	91207-639-015
072	78197	Seal, [PX4B / AOYA / APXA / APX4 / A6VA / BOYA / MP1A / MPJA / MPOA / MPWA] (Accord [MPXA] Manual Shaft)	1	91209-612-003
076	88154	Seal, [PX4B / AOYA / APXA / APX4 / A6VA / BOYA / MP1A / MPJA / MPOA / MPWA] (Accord [MPXA] Axle) (Case / Differential Side) (40 x 66 x 9 mm) (Right Axle)	1	91206-PK4-003
077	88151B	Seal, [APXA / APX4 / AOYA / A6VA / BOYA / MP1A / MPJA / MPOA / MPWA] (Accord [MPXA / PX4B] Axle) (Bell / Converter Side) (40 x 56 x 9 mm) (Left Axle)	1	91205-PL3-B02
		FRICITION CLUTCHES		
100	98101	Friction, [PX4B / AOYA / APXA / APX4 / A6VA / BOYA / MP1A / MPJA / MPOA / MPWA] (Accord [MPXA] All Clutch Packs) (.076) (44-Teeth) (3-Frictions Each) (*Except [MP1A] has 4-each in 2nd Clutch Pack)	3-16	22542-PX4-013
	K98100	Friction Module, [AOYA / APXA / BOYA / MPJA / MPXA / PX4B] 1990-97	1	
		STEEL CLUTCHES		
120	98115	Steel, [PX4B / AOYA / APXA / APX4 / A6VA / BOYA / MP1A / MPJA / MPOA / MPWA] (Accord [MPXA] 3rd & 4th Clutch) (.091") (24-Teeth) (3.70"ID)	3-6	22653-PX4-003
124	98113	Steel, [PX4B / AOYA / APXA / APX4 / A6VA / BOYA / MPJA / MPOA / MPWA] (Accord [MPXA] 2nd Clutch) (.102") (24-Teeth)	3-4	22644-PX4-013
128	98111	Steel, [PX4B / APXA / APX4 / MP1A / MPOA / MPWA] (Accord [MPXA] 1st Hold Clutch) (.079") (24-Teeth)	3	22543-PX4-003
128	98119	Steel, [BOYA / MPJA / MP1A] (1st Clutch) (.063") (24-Teeth)	3	22543-POX-003
128	98111A	Steel, [PX4B / AOYA / APXA / BOYA / MP1A / MPJA / MPXA] (All Packs) (.070") (24-Teeth) (.009" Undersized to Adjust Clutch Pack)	AR	22653-RCL-801
	K98110	Steel Module, [AOYA / APXA / MPXA / PX4B] 1990-97	1	
		CLUTCH PRESSURE PLATES		
140	98715	Pressure Plate, [1st / 2nd / 3rd / 4th] (1st Hold Clutch) (24-Teeth) (*Specify *Stamp #1 - #9) & (*Thickness .082" - .114")	1-5	
		OIL SEALING RINGS		
	K98300	Ring Kit, [PX4B / AOYA / APXA / APX4 / A6VA / BOYA / MP1A / MPJA / MPOA / MPWA] (Accord) [MPXA]	1	

HONDA 4-SPEED (3-SHAFT)

[PX4B/AOYA/APXA/APX4/A6VA/BOYA/MP1A/MPJA/MPOA/MPXA/MPWA]

ILL#	PART#	DESCRIPTION	QTY	REF #
OIL SEALING RINGS (Cont)				
179	88300	Sealing Ring, [PX4B / AOYA / APXA / A6VA / BOYA / MP1A / MPJA / MPOA / MPWA] (Secondary Shaft)	2	22814-PF4-023
179A	88309	Sealing Ring, [PX4B / AOYA / APXA / A6VA / BOYA / MP1A / MPJA / MPOA / MPWA] (Mainshaft) (Small)	1	22814-PK4-003
356	88305	Sealing Ring, [PX4B / AOYA / APXA / A6VA / BOYA / MP1A / MPJA / MPOA / MPWA] (Mainshaft) (Large)	3	22814-PF4-003
WASHERS & BEARINGS				
206	98401	Washer, [PX4B / AOYA / APXA / APX4 / A6VA / BOYA / MP1A / MPJA / MPOA / MPWA] (Accord [MPXA] Under Secondary Shaft Nut)	1	
207	98401	Washer, [PX4B / AOYA / APXA / APX4 / A6VA / BOYA / MP1A / MPJA / MPOA / MPWA] (Accord [MPXA] Under Mainshaft Nut)	1-3	
208	98401	Washer, [PX4B / AOYA / APXA / APX4 / A6VA / BOYA / MP1A / MPJA / MPOA / MPWA] (Accord [MPXA] Under Counter Shaft Nut)	1	
209	98450	Caged Needle Bearing, [PX4B / AOYA / APXA / APX4 / A6VA / BOYA / MP1A / MPJA / MPOA / MPWA] (Accord [MPXA] Stator) (Front) (1.040"OD)	1	
211	98475	Ball Bearing, [PX4B / AOYA / APXA / APX4 / A6VA / BOYA / MP1A / MPJA / MPOA / MPWA] (Accord [MPXA] Bell Housing to Converter) (2.675"OD)	1	
214	98451	Caged Needle Bearing, [PX4B / AOYA / APXA / APX4 / A6VA / BOYA / MP1A / MPJA / MPOA / MPWA] (Accord [MPXA] Front Mainshaft)	1	
217	88408C	Thrust Bearing, [PX4B / AOYA / APXA / APX4 / A6VA / BOYA / MP1A / MPJA / MPOA / MPWA] (Accord [MPXA] Mainshaft to 2nd Gear)	1	
220	98452	Caged Needle Bearing, [PX4B / AOYA / APXA / APX4 / A6VA / BOYA / MP1A / MPJA / MPOA / MPWA] (Accord [MPXA] Mainshaft to 2nd Gear) (Inner)	1	
224	98402	Collar W/Race, [PX4B / APXA / APX4] (3rd Gear Mainshaft) (1.580"ID)	1	
224	98402A	Collar W/Race, [AOYA / A6VA / BOYA / MP1A / MPJA / MPOA / MPWA] (Accord [MPXA] 3rd Gear Mainshaft) (1.540"ID)	1	
225	88403D	Collar W/Race, [PX4B / AOYA / APXA / APX4 / A6VA / BOYA / MP1A / MPJA / MPOA / MPWA] (Accord [MPXA] 4th Gear Mainshaft)	1	
226	98453	Thrust Bearing, [PX4B / AOYA / APXA / APX4 / A6VA / BOYA / MP1A / MPJA / MPOA / MPWA] (Accord [MPXA] Collar to 4th Gear Mainshaft)	1	
229	98454	Caged Needle Bearing, [PX4B / AOYA / APXA / APX4 / A6VA / BOYA / MP1A / MPJA / MPOA / MPWA] (Accord [MPXA] 4th Gear Mainshaft) (Inner)	2	
232	98455	Thrust Bearing, [PX4B / AOYA / APXA / APX4 / A6VA / BOYA / MP1A / MPJA / MPOA / MPWA] (Accord [MPXA] 4th Gear to Race Mainshaft)	1	
233	98407	Race, [PX4B / AOYA / APXA / APX4 / A6VA / BOYA / MP1A / MPJA / MPOA / MPWA] (Accord [MPXA] 4th Gear to Snap Ring Mainshaft)	1	
235	98476	Ball Bearing, [PX4B / AOYA / APXA / APX4 / A6VA / BOYA / MP1A / MPJA / MPOA / MPWA] (Accord [MPXA] Mainshaft to Case)	1	
238	88990	Ball Bearing, [PX4B / AOYA / APXA / APX4 / A6VA / BOYA / MP1A / MPJA / MPOA / MPWA] (Accord [MPXA] Bell Housing to Secondary Shaft) (2.365"OD) (1.220"ID)	1	
239	88987	Race, [PX4B / AOYA / APXA / APX4 / A6VA / BOYA / MP1A / MPJA / MPOA / MPWA] (Accord [MPXA] Snap Ring to Split Washer Secondary Shaft)	1	
240	98408	Race, [PX4B / AOYA / APXA / APX4 / A6VA / BOYA / MP1A / MPJA / MPOA / MPWA] (Accord [MPXA] Split Washer to 1st Gear Secondary Shaft)	1	
241	88985	Caged Needle Bearing, [PX4B / APXA / APX4 / MP1A / MPWA] (Accord [MPXA] 1st Gear to Mainshaft) (23-Needles)	1	
241	88985A	Caged Needle Bearing, [AOYA / A6VA / BOYA / MPJA / MPOA] (1st Gear to Mainshaft) (28-Needles)	1	
244	88984	Thrust Bearing, [PX4B / AOYA / APXA / APX4 / A6VA / BOYA / MP1A / MPJA / MPOA / MPWA] (Accord [MPXA] 1st Gear to 1st / 2nd Drum Secondary Shaft)	1	
251	98456	Caged Needle Bearing, [PX4B / APXA / APX4] (2nd Gear to Rear Race) (.945" Tall) (Secondary Shaft)	2	
251	98456A	Caged Needle Bearing, [AOYA / A6VA / BOYA / MPJA / MPOA] (2nd Gear to Rear Race) (1.035" Tall) (Secondary Shaft)	2	
251	98456B	Caged Needle Bearing, [MP1A / MPWA] (Accord [MPXA] 2nd Gear to Rear Race) (.925" Tall) (Secondary Shaft)	2	

HONDA 4-SPEED (3-SHAFT)

[PX4B/AOYA/APXA/APX4/A6VA/BOYA/MP1A/MPJA/MPOA/MPXA/MPWA]

ILL#	PART#	DESCRIPTION	QTY	REF #
		WASHERS & BEARINGS (Cont)		
253	98457	Thrust Bearing, [PX4B / APXA / APX4] (2nd Gear) (Both Sides) (2.200"OD) (1.422"ID) (Secondary Shaft)	2	
253	98453	Thrust Bearing, [AOYA / A6VA / BOYA / MP1A / MPJA / MPOA / MPWA] (Accord [MPXA] 2nd Gear) (2.115"OD) (Both Sides) (Secondary Shaft)	2	
254	88689BA	Caged Roller Bearing, [PX4B / AOYA / APXA / APX4 / A6VA / BOYA / MP1A / MPJA / MPOA / MPWA] (Accord [MPXA] Bell Housing to Counter Shaft)	1	
255	98477	Ball Bearing, [APXA / PX4B] (Secondary Shaft to Case) (1.140"ID)	1	
255	98477A	Ball Bearing, [AOYA / A6VA / BOYA / MPJA / MPOA] (Secondary Shaft to Case) (1.065"ID) (12-Balls)	1	
255	98477B	Ball Bearing, [MP1A / MPXA / MPOA / A6VA] (Secondary Shaft to Case) (1.065"ID) (7-Balls)	1	
258	88405D	Collar W/Race, [PX4B/APXA/APX4] (2nd Gear) (Both Sides) (Secondary Shaft)	2	
258	98409	Race, [AOYA / A6VA / BOYA / MP1A / MPJA / MPOA / MPWA] (Accord [MPXA] 2nd Gear to 1st / 2nd Drum) (.172" Thick) (With 2-Notches on ID) (Secondary Shaft)	1	
258	98409A	Race, [AOYA / A6VA / BOYA / MP1A / MPJA / MPOA / MPWA] (Accord [MPXA] 2nd Gear to 1st / 2nd Drum Selective) (.159" Thick to .175" Thick) (With Splines on ID) (Secondary Shaft)	1	
259	98403	Collar W/Race, [PX4B / AOYA / APXA / APX4 / A6VA / BOYA / MP1A / MPJA / MPOA / MPWA] (Accord [MPXA] 1st Hold Drum to 1st Gear) (1.375" ID) (Counter Shaft)	1	
260	98458	Caged Needle Bearing, [PX4B / AOYA / APXA / APX4 / A6VA / BOYA / MP1A / MPJA / MPOA / MPWA] (Accord [MPXA] 1st Gear to Collar) (Counter Shaft)	1	
261	98410	Race, [PX4B / AOYA / APXA / APX4 / A6VA / BOYA / MP1A / MPJA / MPOA / MPWA] (Accord [MPXA] Caged Needle Bearing to Thrust Bearing) (.057" Thick) (With 2-Notches on ID) (Counter Shaft)	1	
263	88402G	Thrust Bearing, [PX4B / AOYA / APXA / APX4 / A6VA / BOYA / MP1A / MPJA / MPOA / MPWA] (Accord [MPXA] 1st Gear to 3rd Gear) (1.620"ID) (Counter Shaft)	1	
267	98404	Collar, [PX4B / APXA / APX4] [3rd Gear to 4th Gear] (1.810" Long) (Counter Shaft)	1	
267	98404A	Collar, [AOYA / A6VA / BOYA / MP1A / MPJA / MPOA / MPWA] (Accord [MPXA] 3rd Gear to 4th Gear) (1.560" Long) (Counter Shaft)	1	
269	98405	Collar W/Race, [PX4B / APXA / APX4] (4th Gear) (.945" Thick) (Counter Shaft)	1	
269	98405A	Stepped Race, [AOYA / A6VA / BOYA / MP1A / MPJA / MPOA / MPWA] (Accord [MPXA] 4th Gear) (.310" Thick) (Counter Shaft)	1	
270	98406	Collar, [PX4B / APXA / APX4] (Reverse Gear) (Counter Shaft)	1	
271	98459	Caged Needle Bearing, [PX4B / APXA / APX4] (4th Gear) (.770" Thick) (Counter Shaft)	1	
271	98459A	Caged Bearing, [AOYA / A6VA / BOYA / MP1A / MPJA / MPOA / MPWA] (Accord [MPXA] 4th Gear) (.935" Thick) (Counter Shaft)	1	
273	98460	Caged Needle Bearing, [PX4B / AOYA / APXA / APX4 / A6VA / BOYA / MP1A / MPJA / MPOA / MPWA] (Accord [MPXA] Reverse Gear) (.580" Thick) (Counter Shaft)	1	
274	98478	Ball Bearing, [PX4B / APXA / APX4] (Counter Shaft to Case) (1.580"ID)	1	
274	98478A	Ball Bearing, [AOYA / A6VA / BOYA / MP1A / MPJA / MPOA / MPWA] (Accord [MPXA] Counter Shaft to Case) (1.140"ID)	1	
280	98411	Race W/Inner Splines, [PX4B / APXA / APX4] (Driven Transfer Gear) (Counter Shaft) (.155" Thick)	1	
280	98411A	Race W/Inner Splines, [AOYA / BOYA / MPJA] (Driven Transfer Gear) (Counter Shaft) (.135" Thick)	1	
280	98411B	Race W/Inner Splines, [A6VA / MP1A / MPOA / MPWA] (Accord [MPXA] Driven Transfer Gear) (Counter Shaft) (.138" Thick)	1	
281	98461	Thrust Bearing, [PX4B / AOYA / APXA / APX4 / A6VA / BOYA / MP1A / MPJA / MPOA / MPWA] (Accord [MPXA] Driven Transfer Gear) (Both Sides) (Counter Shaft)	2	
283	88401A	Caged Needle Bearing, [PX4B / APXA / APX4 / MP1A / MPWA] (Accord [MPXA] Reverse Idler) (14-Needles)	1	
283	88401B	Caged Bearing, [AOYA / A6VA / BOYA / MPJA / MPOA] (Reverse Idler) (12-Needles)	1	
285	98462	Caged Needle Bearing, [PX4B / AOYA / APXA / APX4 / A6VA / BOYA / MP1A / MPJA / MPOA / MPWA] (Accord [MPXA] Driven Transfer Gear) (.730" Thick) (Counter Shaft)	1	
288 289	98208G	Bearing W/Race, [PX4B / AOYA / APXA / APX4 / A6VA / BOYA / MP1A / MPJA / MPOA / MPWA] (Accord [MPXA] Differential to Case) (40 x 76.2 x 18mm)	1	
291 292	98208F	Bearing W/Race, [PX4B / AOYA / APXA / APX4 / A6VA / BOYA / MP1A / MPJA / MPOA / MPWA] (Accord [MPXA] Differential to Bell Housing) (40 x 80 x 19.75mm)	1	

HONDA 4-SPEED (3-SHAFT)

[PX4B/AOYA/APXA/APX4/A6VA/BOYA/MP1A/MPJA/MPOA/MPXA/MPWA]

ILL#	PART#	DESCRIPTION	QTY	REF #
GASKETS & RUBBER COMPONENTS				
305	98503	Gasket, [PX4B] (Rear Cover) 1990	1	
305	98503A	Gasket, [AOYA / APXA / APX4 / A6VA / BOYA / MP1A / MPJA / MPOA / MPWA] 1991-97 (Accord [MPXA] Rear Cover)	1	
318	98505	Gasket, [PX4B / AOYA / APXA / APX4 / BOYA / MP1A / MPJA] (Bell Housing to Case)	1	
TECHNICAL MANUAL				
	TMHONDAPX4B	Technical Manual, [PX4B / APX4 / MP1A / MPWA] **(CD Only)	1	
ELECTRICAL COMPONENTS				
410	98991	Switch, [MPJA] (Neutral Safety) (On Rear Cover)	1	
420	88951	Dual Solenoid, [PX4B / AOYA / APXA / APX4 / A6VA / BOYA / MP1A / MPJA / MPOA / MPWA] (Accord [MPXA] Shift Solenoid) (On Outside of Bell at 3:00) (Aluminum Base is 4-1/4")	1	
425	88952	Dual Solenoid, [AOYA / APXA / APX4 / A6VA / BOYA / MP1A / MPJA / MPOA / MPWA] (Accord [MPXA / PX4B] (Lock-Up) (On Outside of Bell at 1:00) (Aluminum Base is 3-1/2") (With 2-Oval O-Rings)	1	
436	98922	Speed Sensor, [PX4B / MP1A] (Vehicle) (3-Prong Grey Connector & Wire Harness)	1	
436	98922A	Speed Sensor, [AOYA / A6VA / BOYA / MPJA / MPOA] (Vehicle) (3-Prong Black Connector) (No Wire Harness)	1	
436	98922B	Speed Sensor, [APXA] (Vehicle) (3-Prong Black Connector) (No Wire Harness)	1	
438	98958	Speed Sensor, [PX4B / AOYA / APXA / APX4 / A6VA / BOYA / MP1A / MPJA / MPOA / MPWA] (Accord) [MPXA] (Grey Connector) (On Rear Cover)	1	
439	98958A	Speed Sensor, [PX4B / AOYA / APXA / APX4 / A6VA / BOYA / MP1A / MPJA / MPOA / MPWA] (Accord) [MPXA] (Green Connector) (On Rear Cover)	1	
MISC. COMPONENT				
	98811	Drain Plug, [PX4B / AOYA / APXA / APX4 / A6VA / BOYA / MP1A / MPJA / MPOA / MPWA / MPXA]	1	
HARD PARTS				
529	88813D	Stator Tube, [PX4B / AOYA / APXA / APX4 / A6VA / BOYA / MP1A / MPJA / MPOA / MPWA] (Accord) [MPXA] (Cast # XL4 or X4Y)	1	
530	K88201	Pump Gear Set, [PX4B / AOYA / APXA / APX4 / A6VA / BOYA / MP1A / MPJA / MPOA / MPWA] (Accord) [MPXA] (38-Spline Gear) (28-Teeth) (.470" Thick)	1	
535	98767	Pin, [PX4B / AOYA / APXA / APX4 / A6VA / BOYA / MP1A / MPJA / MPOA / MPWA / MPXA] (Pump Gear)	1	
550	88735F	Drum, [PX4B / AOYA / APXA / APX4 / A6VA / BOYA / MP1A / MPJA / MPOA / MPWA / MPXA] (3rd / 4th Clutch)	1	
552	98736	Drum, [PX4B / AOYA / APXA / APX4 / A6VA / BOYA / MPJA / MPOA / MPWA / MPXA] (1st / 2nd Clutch)	1	
552	98736A	Drum, [MP1A] (1st / 2nd Clutch) (Holds 4-Clutches In 2nd Clutch Pack)	1	
554	98734	Drum, [PX4B / APXA / APX4 / MP1A / MPXA] (1st Hold Clutch) (*Machined Steel)	1	
554	98734A	Drum, [AOYA / A6VA / BOYA / MPJA / MPOA] (1st Hold Clutch) (*Stamped Steel)	1	
652	88727C	Sprag, [PX4B / AOYA / APXA / APX4 / A6VA / BOYA / MP1A / MPJA / MPOA / MPWA] (Accord) [MPXA]	1	
672	88802M	Mainshaft, [PX4B / APXA / APX4] (15-1/8" Long) (1.575"OD Where # 224 Rides)	1	
672	98802	Mainshaft, [AOYA / A6VA / BOYA / MP1A / MPJA / MPOA / MPXA] (15-1/8" Long) (1.530"OD Where #224 Rides)	1	
675	88983	Secondary Shaft, [AOYA / A6VA / BOYA / MP1A / MPJA / MPOA / MPXA] (.230" Thick Center Flange)	1	
675	98983	Secondary Shaft, [PX4B / APXA / APX4] (.170" Thick Center Flange)	1	
676	98814A	Countershaft, [MPXA] (14-Teeth) (No Groove) (6-Sets of Splines)	1	
676	98814	Countershaft, [PX4B / APXA] (14-Teeth) (No Groove) (7-Sets of Splines)	1	
676	98814U	Countershaft, [MP1A] (14-Teeth) (1-Groove In Center) (6-Sets of Splines)	1	
676	98814UA	Countershaft, [A6VA / MPJA] (14-Teeth) (1-Groove by Bearing) (6-Sets of Splines)	1	
676	98814AA	Countershaft, [AOYA / BOYA / MPOA] (15-Teeth) (1-Groove) (6-Sets of Splines)	1	
689	98688	Plate, [PX4B / AOYA / APXA / APX4 / A6VA / BOYA / MP1A / MPJA / MPOA / MPWA] (Accord) [MPXA] (Oil) (Sits in Bell Housing Under Pinion Bearing)	1	

HONDA 4-SPEED (3-SHAFT)

[PX4B/AOYA/APXA/APX4/A6VA/BOYA/MP1A/MPJA/MPOA/MPXA/MPWA]

ILL#	PART#	DESCRIPTION	QTY	REF #
		HARD PARTS (Cont)		
689	98688A	Plate, [PX4B / AOYA / APXA / APX4 / A6VA / BOYA / MP1A / MPJA / MPOA / MPWA] (Accord) [MPXA] (Oil) (Sets in Bell Housing Under Secondary Shaft Bearing)	1	
690	98824	Gear, [PX4B / APXA / APX4 / BOYA / MP1A / MPXA] (Park) (Countershaft) (With 2-Sets of Splines)	1	
690	98824A	Gear, [AOYA / A6VA / MPJA / MPOA] (Park) (Countershaft) (With 1-Set of Splines)	1	
710	K98194	Gear Set, [AOYA / A6VA / BOYA / MPJA / MPOA] (Transfer) (3-Gear Set) 1990-00 (36-Teeth-Mainshaft) (52-Teeth-Countershaft) & (36-Teeth-Secondary Shaft)	1	
710	K98194U	Gear Set, [MP1A / MPXA] (Transfer) (3-Gear Set) 1990-00 (35-Teeth-Mainshaft) (52-Teeth-Countershaft) & (35-Teeth-Secondary Shaft)	1	
710	K98194A	Gear Set, [PX4B / APXA] (Transfer) (3-Gear Set) 1990-00 (35-Teeth-Mainshaft) (51-Teeth-Countershaft) & (35-Teeth-Secondary Shaft)	1	
715	88910L	Differential Assembly, [PX4B] (60-Teeth) (2-Grooves) (Silver Cross Pin)	1	
715	98910	Differential Assembly, [APXA / MPXA] (60-Teeth) (2-Grooves) (Gold Cross Pin)	1	
715	98910A	Differential Assembly, [AOYA / BOYA / MPOA] (62-Teeth) (1-Groove Close to Center)	1	
715	98910U	Differential Assembly, [MP1A] (62-Teeth) (1-Groove By Bearing)	1	
715	98910UA	Differential Assembly, [MPJA] (62-Teeth) (1-Groove By Speed-O Gear)	1	
715	98910AA	Differential Assembly, [A6VA] (60-Teeth) (No Groove) (Gold Cross Pin)	1	
		VALVE BODIES		
740	88200W	Valve Body, [PX4B / APXA] (Cast # PX4) (With Detent) (Less Pump Gears)	1	
740	98200	Valve Body, [AOYA / A6VA / BOYA / MPJA / MPOA] (Cast # POX) (No Detent) (Less Pump Gears)	1	
740	98200U	Valve Body, [MP1A / MPXA] (Cast # PX4Y) (No Detent) (Less Pump Gears)	1	
		VALVE BODY COMPONENTS		
747	98689	Seperator Plate, [PX4B / APXA / APX4 / MP1A / MPXA] (Valve Body)	1	
747	98689A	Seperator Plate, [AOYA / A6VA / BOYA / MPJA / MPOA] (Valve Body)	1	
		HARD PARTS (Cont)		
750	88701K	Bell Housing, [PX4B]	1	
750	98701	Bell Housing, [AOYA / A6VA / BOYA / MPOA]	1	
750	98701A	Bell Housing, [APXA]	1	
750	98701U	Bell Housing, [MP1A]	1	
750	98701UA	Bell Housing, [MPJA]	1	
750	98701AA	Bell Housing, [MPXA]	1	
759	88202K	Rear Cover, [PX4B / APXA / APX4 / MP1A / MPXA] (With Tubes) (2-Threaded Holes For Tin Shield)	1	
759	98202	Rear Cover, [AOYA / A6VA / BOYA / MPOA] (With Tubes) (No Threaded Holes For Tin Shield)	1	
759	98202U	Rear Cover, [MPJA] (With Tubes) (No Threaded Holes For Tin Shield) (Has Pressed In Ball Bearing)	1	
760	88204K	Case, [PX4B / AOYA / APXA / APX4 / A6VA / BOYA / MP1A / MPJA / MPOA / MPXA] (Units Wihout Ring Type Idler Gear Pin) (*#819 Will Retro Fit if Idler Assembly is with Case)	1	
795	98948	Nut, [AOYA / APXA / A6VA / BOYA / MP1A / MPXA] (Mainshaft) (Left Hand Thread)	1	90201- PX-010
795	K98948	Nut Set, [PX4B / APX4] (Mainshaft) (Nut & Washer)	1	
796	98949	Nut, [AOYA / APXA / A6VA / BOYA / MP1A / MPJA / MPOA / MPXA] (Countershaft & Secondary Shaft) (Right Hand Thread)	1-2	90203-PX-010
796	K98949	Nut Set, [PX4B / AOYA / APXA / APX4 / A6VA / BOYA / MP1A / MPJA / MPOA / MPXA] (Countershaft & Secondary Shaft)	1	
801	98825	Gear, [PX4B / APXA / APX4 / MP1A / MPXA] (1st Hold) (46-Teeth) (No Groove) (With Sprag)	1	
801	98825A	Gear, [AOYA / A6VA / BOYA / MPJA / MPOA] (1st Gear) (52-Teeth) (No Groove) (With Sprag)	1	
802	88986	Gear, [PX4B / APXA / APX4] (1st Gear) (17-Teeth) (No Groove) (Secondary Shaft)	1	
802	98986U	Gear, [MP1A / MPXA] (1st Gear) (17-Teeth) (1-Groove) (Secondary Shaft)	1	

HONDA 4-SPEED (3-SHAFT)

[PX4B/AOYA/APXA/APX4/A6VA/BOYA/MP1A/MPJA/MPOA/MPXA/MPWA]

ILL#	PART#	DESCRIPTION	QTY	REF #
		HARD PARTS (Cont)		
802	98986	Gear, [AOYA / A6VA / BOYA / MPJA / MPOA] (1st Gear) (19-Teeth) (No Groove) (Secondary Shaft)	1	
803	98816	Gear, [PX4B / APXA / APX4] (2nd Gear) (28-Teeth) (1.660"ID) (Secondary Shaft)	1	
803	98816A	Gear, [MP1A] (2nd Gear) (28-Teeth) (1-Groove) (1.460"ID) (Secondary Shaft)	1	
803	98816B	Gear, [MPXA] (2nd Gear) (29-Teeth) (No Groove) (1.460"ID) (Secondary Shaft)	1	
803	98816C	Gear, [MPJA] (2nd Gear) (30-Teeth) (3-Grooves) (1.460"ID) (Secondary Shaft)	1	
803	98816D	Gear, [AOYA / A6VA / BOYA / MPOA] (2nd Gear) (31-Teeth) (No Groove) (Secondary Shaft)	1	
804	88819I	Gear, [PX4B / APXA / APX4] (2nd Gear) (41-Teeth) (No Groove) (Countershaft) (4-Slots)	1	
804	98819U	Gear, [MP1A] (2nd Gear) (43-Teeth) (2-Grooves) (Countershaft) (4-Slots)	1	
804	98819	Gear, [MPXA] (2nd Gear) (43-Teeth) (No Groove) (Countershaft) (4-Slots)	1	
804	98819A	Gear, [AOYA / A6VA / BOYA / MPOA] (2nd Gear) (43-Teeth) (1-Groove) (Countershaft)	1	
804	98910UA	Gear, [MPJA] (2nd Gear) (47-Teeth) (2-Grooves) (Countershaft)	1	
807	88820I	Gear, [PX4B / MPXA] (3rd Gear) (36-Teeth) (No Groove) (Countershaft)	1	
807	98820	Gear, [APXA / APX4 / MP1A] (3rd Gear) (37-Teeth) (2-Grooves) (Countershaft)	1	
807	98820A	Gear, [AOYA / A6VA / BOYA / MPOA] (3rd Gear) (39-Teeth) (No Groove) (Countershaft)	1	
807	98820U	Gear, [MPJA] (3rd Gear) (40-Teeth) (3-Grooves) (Countershaft)	1	
809	98826U	Gear, [MP1A] (4th Gear) (40-Teeth) (No Groove) (Mainshaft)	1	
809	98826UA	Gear, [MPJA] (4th Gear) (41-Teeth) (No Groove) (Mainshaft)	1	
809	98826	Gear, [MPXA] (4th Gear) (41-Teeth) (1-Groove) (Mainshaft)	1	
809	88826L	Gear, [PX4B / AOYA / APXA / APX4 / BOYA] (4th Gear) (43-Teeth) (1-Groove) (Mainshaft)	1	
810	88818L	Gear, [PX4B] (4th Gear) (29-Teeth) (1-Groove) (1.655"ID) (Countershaft)	1	
810	98818	Gear, [AOYA / A6VA / BOYA / MPOA] (4th Gear) (29-Teeth) (1-Groove) (1.500"ID) (Countershaft)	1	
810	98818A	Gear, [PX4B / APXA / APX4] (4th Gear) (29-Teeth) (2-Grooves) (1.655"ID) (Countershaft)	1	
810	98818AA	Gear, [MPXA] (4th Gear) (29-Teeth) (2-Grooves) (1.500"ID) (Countershaft)	1	
810	98818AB	Gear, [APXA] (4th Gear) (30-Teeth) (No Groove) (1.655"ID) (Countershaft)	1	
810	98818UA	Gear, [MPJA] (4th Gear) (30-Teeth) (No Groove) (1.500"ID) (Countershaft)	1	
810	98818U	Gear, [MP1A] (4th Gear) (30-Teeth) (3-Grooves) (1.500"ID) (Countershaft)	1	
816	98821	Gear, [PX4B / APXA / APX4] (Reverse) (43-Teeth) (Countershaft) (Cast # PX4)	1	
816	98821U	Gear, [MP1A / MPXA] (Reverse) (43-Teeth) (Countershaft) (Cast # PX4Y)	1	
816	98821A	Gear, [AOYA / BOYA / MPJA / MPOA / A6VA] (Reverse) (43-Teeth) (Countershaft) (Cast # POX)	1	
818	88223C	Gear, [PX4B / APXA / APX4 / MP1A / MPXA] (Reverse Idler) (27-Teeth) (.590" Thick)	1	
818	98223	Gear, [AOYA / A6VA / BOYA / MPJA / MPOA] (Reverse Idler) (27-Teeth) (.500" Thick)	1	
830	98822	Selector, [PX4B / AOYA / APXA / APX4 / A6VA / BOYA / MP1A / MPJA / MPOA / MPXA] (Reverse) (Counter)	1	
835	98822A	Hub, [PX4B / AOYA / APXA / APX4 / A6VA / BOYA / MP1A / MPXA] (Reverse Selector) (Counter)	1	
840	88642K	Shift Fork, [PX4B / AOYA / APXA / APX4 / A6VA / BOYA / MP1A / MPOA / MPXA] (Cast # X4)	1	
850	88999B	Cushion, (1st / 2nd / 3rd / 4th and 1st Hold Clutch) (.075")	1-5	
850	88999BA	Cushion, [PX4B] (1st Clutch) (.050")	1	
881	98601	Wire Snap Ring, [PX4B / AOYA / APXA / APX4 / A6VA / BOYA / MP1A / MPJA / MPOA / MPXA] (Mainshaft)	1	
886	98602	Wire Snap Ring, (Holds Retainer # 269 to Countershaft)	1	
887	98947	Split Washer, (Horse Shoe Clips) (Secondary Shaft) (Countershaft) (2-Per Pack)	1-2	
900	88811K	Servo Assembly, [PX4B] (Cast # PX4 on 4th Accumulator Cover) & (Cast # PX4 on Secondary Valve Body)	1	
900	98811	Servo Assembly, [APXA] (Cast # PX4Z on 4th Accumulator Cover) & (Cast # PX4 on Secondary Valve Body) (Has Detent in Main Valve Body)	1	
900	98811A	Servo Assembly, [AOYA / BOYA / MPJA] (Cast # POX or POXA on 4th Accumulator Cover) & (Cast # POX on Secondary Valve Body)	1	

HONDA 4-SPEED (3-SHAFT)

[PX4B/AOYA/APXA/APX4/A6VA/BOYA/MP1A/MPJA/MPOA/MPXA/MPWA]

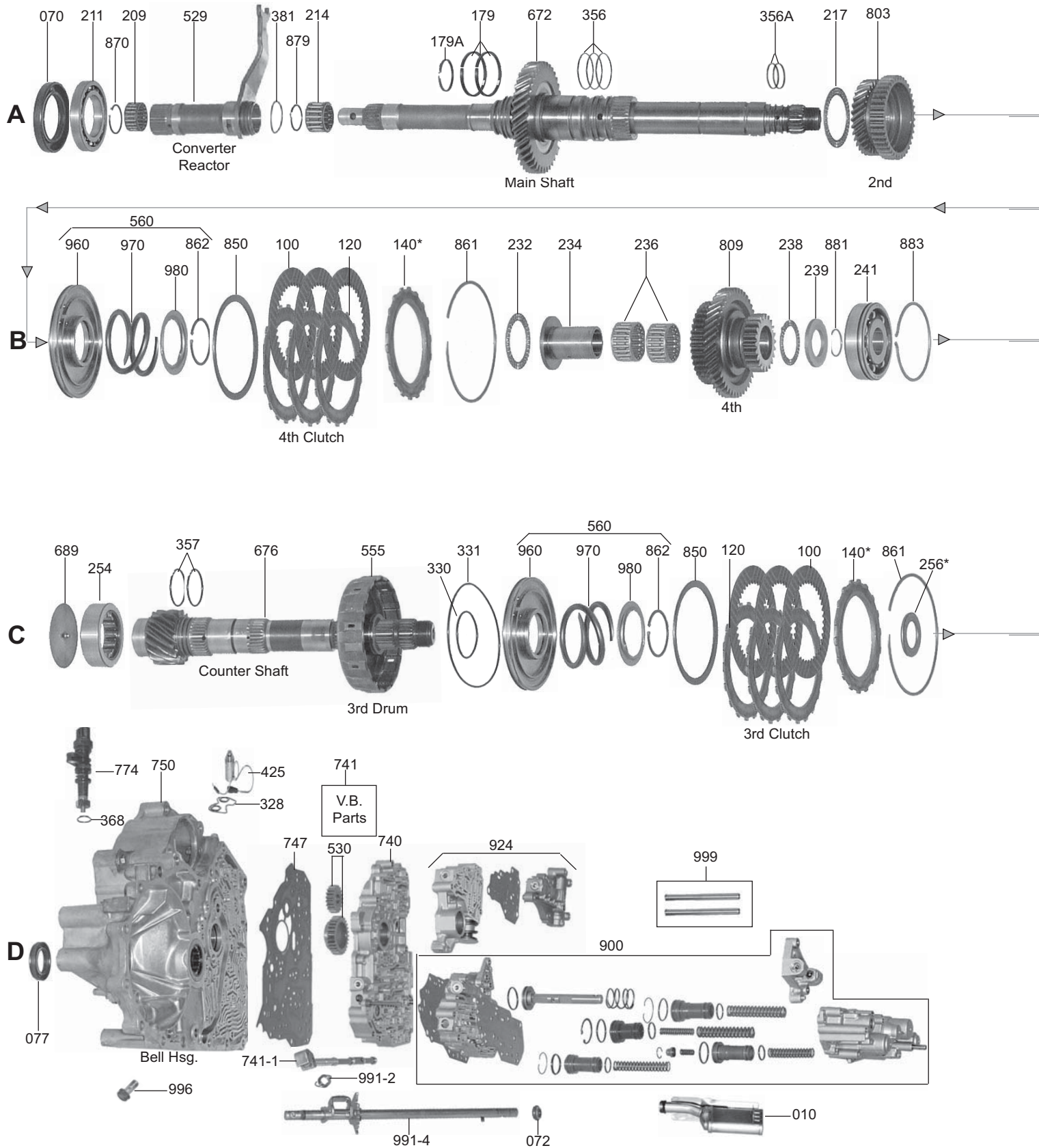
ILL#	PART#	DESCRIPTION	QTY	REF #
		HARD PARTS (Cont)		
900	98811U	Servo Assembly, [MP1A / MPXA] (Cast # PX4Z on 4th Accumlator Cover) & (Cast # PX4 on Secondary Valve Body) (No Detent in Main Valve Body)	1	
924	98899	Regulator, [PX4B / APXA / APX4 / MP1A / MPXA] (Cast # PX4P on Throttle Body)	1	
924	98899A	Regulator, [AOYA / A6VA / BOYA / MPJA / MPOA] (Cast # POX on Regulator & Throttle Body)	1	
925	98894	Accumulator, [PX4B / APXA / APX4 / MP1A / MPXA] (3-3/8" Tall)	1	
925	98894A	Accumulator, [AOYA / A6VA / BOYA / MPJA / MPOA] (3-3/8" Tall)	1	
960	98741	Piston, [PX4B / AOYA / APXA / APX4 / A6VA / BOYA / MP1A / MPXA] (1st / 2nd / 3rd / 4th & 1st Hold Clutch)	1-5	
970	98744	Spring, [PX4B / AOYA / APXA / APX4 / A6VA / BOYA / MP1A / MPOA / MPXA] (1st / 2nd / 3rd / 4th Clutch Return)	1-4	
974	98810	Beveled Spring, [PX4B / AOYA / APXA / APX4 / A6VA / BOYA / MP1A] (1st Hold Clutch Return)	1	
980	98745	Retainer, [PX4B / AOYA / APXA / APX4 / A6VA / BOYA / MP1A / MPXA] (1st / 2nd / 3rd / 4th Clutch Spring)	1-4	
984	98746	Retainer, [PX4B / AOYA / APXA / APX4 / A6VA / BOYA / MP1A / MPJA / MPOA / MPXA] (1st Hold Clutch Spring)	1	
995	K98678	Park Pawl Assembly, [PX4B / AOYA / APXA / APX4 / A6VA / BOYA / MP1A / MPJA / MPOA / MPXA]	1	
995	98678	Park Lock Assembly, [PX4B / MP1A / MPXA] (Steel Fork, Spring, & 2-Pins)	1	
995	98378A	ParK Lock Assembly, [AOYA / A6VA / BOYA / MPJA / MPOA] (Aluminum Fork, Spring, & 2-Pins)	1	
996	98280A	Fitting, [AOYA / APXA / BOYA / MP1A / MPJA / MPXA / PX4B] (Cooler Line) (1-1/2") (Holds Line to Bell)	1	
996	98281A	Fitting, [AOYA / APXA / BOYA / MP1A / MPJA / MPXA / PX4B] (Cooler Line) (4-5/8") (Holds Line to Bell)	1	

NOTES:

HONDA CIVIC 4-SPEED (2-SHAFT)

[A4RA/B4RA/B46A/BDRA/BMXA/M4RA/S4RA/SLXA]

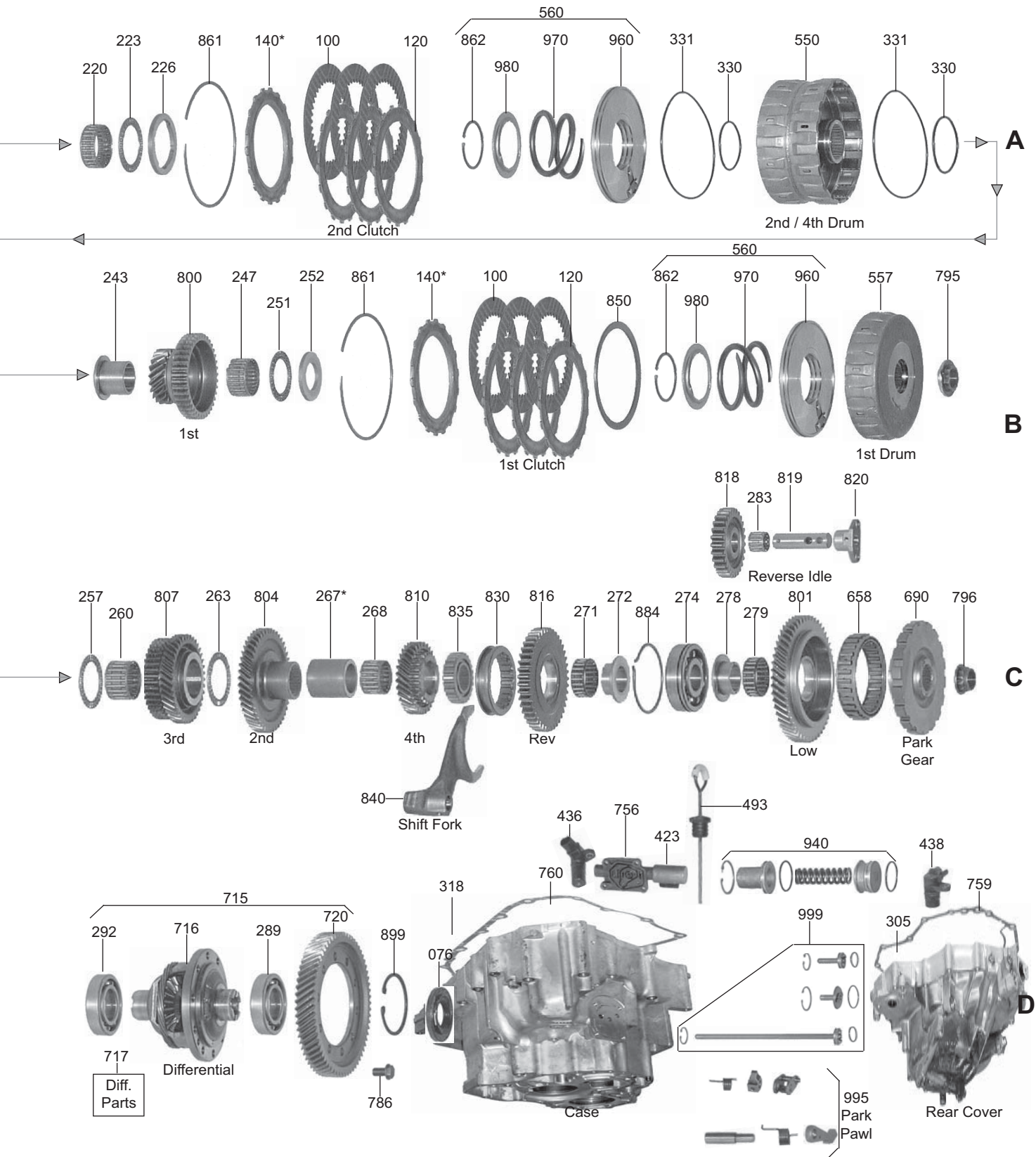
FWD 4 Speed



HONDA CIVIC 4-SPEED (2-SHAFT)

[A4RA/B4RA/B46A/BDRA/BMXA/M4RA/S4RA/SLXA]

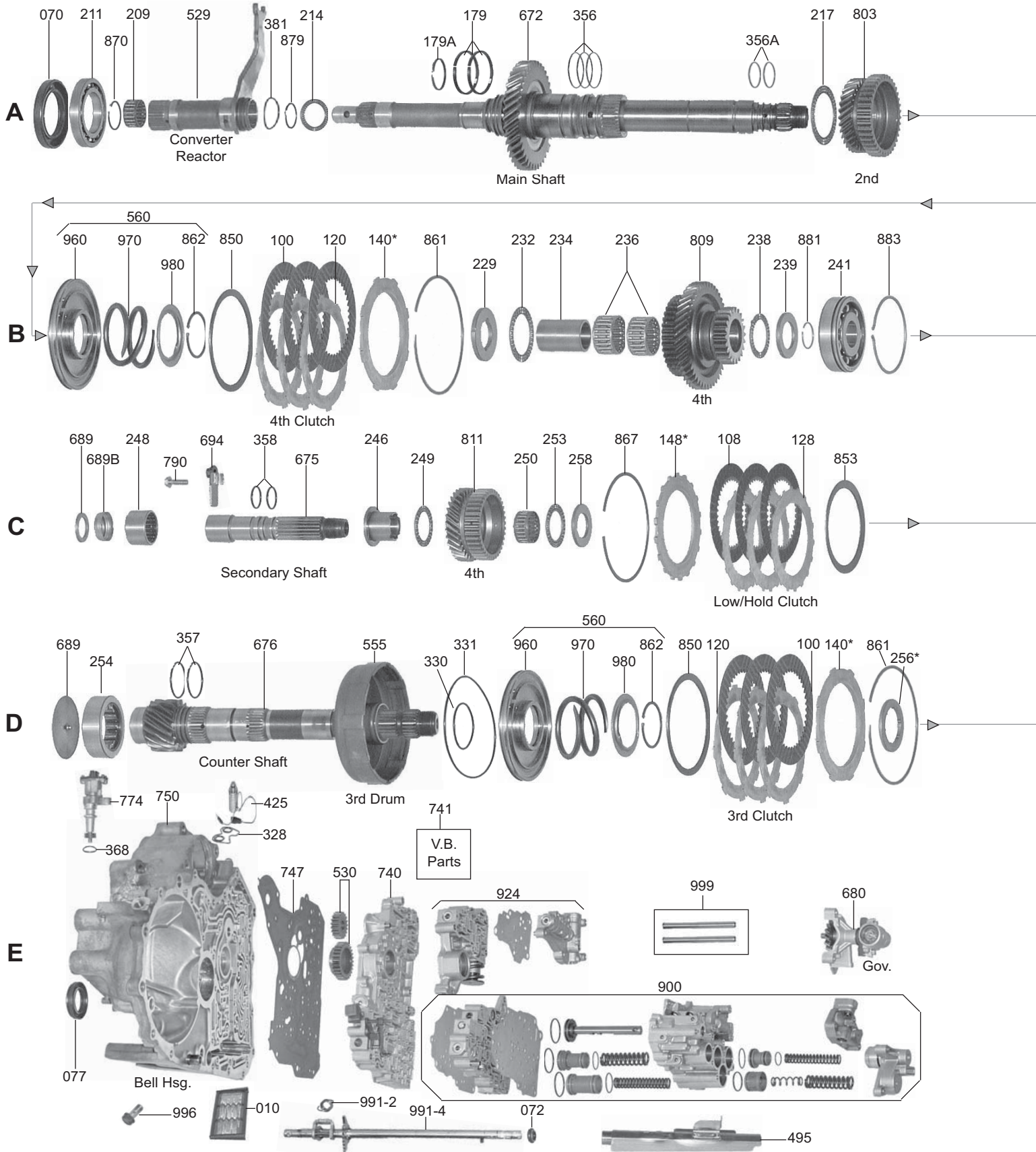
FWD 4 Speed



HONDA CIVIC 4-SPEED (3-SHAFT)

[A24A/M24A/S24A/MDLA/MDMA/M4TA/MP7A/SP7A/S4XA/SKWA/MRVA]

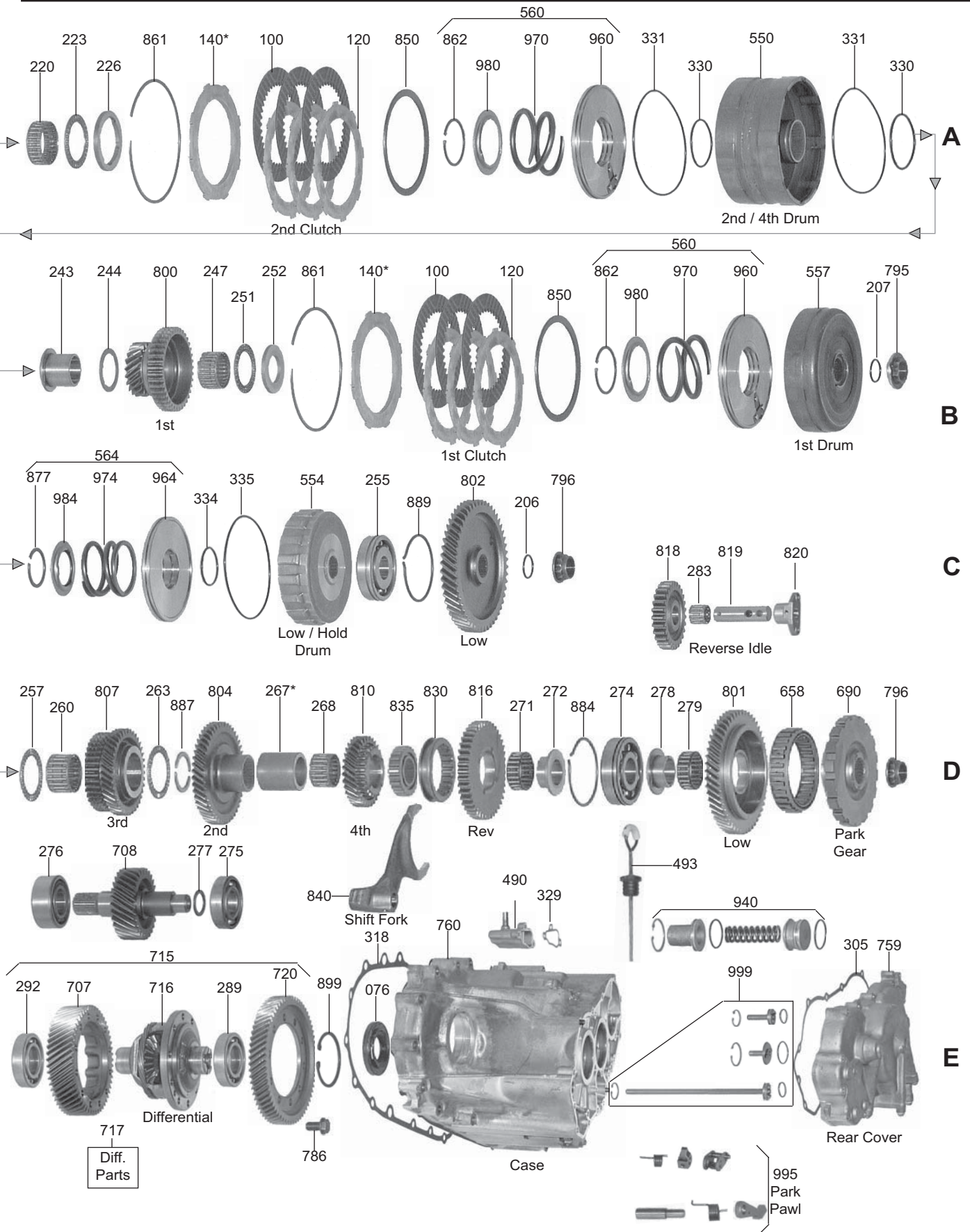
FWD 4 Speed



HONDA CIVIC 4-SPEED (3-SHAFT)

[A24A/M24A/S24A/MDLA/MDMA/M4TA/MP7A/SP7A/S4XA/SKWA/MRVA]

FWD 4 Speed



CIVIC 4-SP (2 & 3 SHAFT) [A4RA/B4RA/B46A/BDRA/BMXA/M4RA/S4RA/SLXA/A24A/M24A/S24A/MDLA/MDMA/M4TA/MP7A/SP7A/S4XA/SKWA/MRVA]

ILL#	PART#	DESCRIPTION	QTY	REF #
		OVERHAUL KITS		
	K88900Z	Overhaul Kit, [S5 / MPSA] (Civic (AWD)>1989-91)	1	
	K88900K	Overhaul Kit, [A2YA / S24A / A24A / M24A] (Civic>1992-95) , (Del Sol>1993-97)	1	
	K88900L	Overhaul Kit, [A4RA / B4RA / B46A / BDRA / M4RA / S4RA / BMXA / SLXA] (Civic>1996-Up)	1	
	K88900L-1	Gaskets Only Kit, [BMXA / SLXA] Civic 2001-05	1	
	K88900M	Overhaul Kit, [M4TA / MDLA / MDMA] (CR-V>1997-01) (With AWD Parts)	1	
	K88900Q	Overhaul Kit, [MP7A / SP7A / S4XA / SKWA] (Acura Integra>1994-01)	1	
		MASTER L/STEEL KITS (*Kits Available with OE or Aftermarket Frictions*)		
	DK8800Z-S	Master L/Steels Kit, [S5 / MPSA] (Civic (AWD)>1989-91)	1	
	DK8800K-S	Master L/Steels Kit, [A2YA / A24A / M24A / S24A] (Civic>1992-95) , (Del Sol>1993-97)	1	
	DK8800L-S	Master L/Steels Kit, [A4RA / B4RA / B46A / BDRA / S4RA / M4RA / BMXA / SLXA] (Civic>1996-Up)	1	
	DK8800M-S	Master L/Steels Kit, [M4TA / MDLA / MDMA] (CR-V>1997-01) (*With AWD Parts)	1	
	DK8800Q-S	Master L/Steels Kit, [MP7A / SP7A] (Acura Integra>1994-95)	1	
	DK8800R-S	Master L/Steels Kit, [S4XA / SKWA] (Acura Integra>1996-01)	1	
		MASTER W/STEEL KITS (*Kits Available with OE or Aftermarket Frictions*)		
	DK8800Z	Master W/Steels Kit, [S5 / MPSA] (Civic (AWD)>1989-91)	1	
	DK8800K	Master W/Steels Kit, [A2YA / A24A / M24A / S24A] (Civic>1992-95) , (Del Sol>1993-97)	1	
	DK8800L	Master W/Steels Kit, [A4RA / B4RA / B46A / BDRA / S4RA / M4RA / BMXA / SLXA] (Civic>1996-Up)	1	
	DK8800M	Master W/Steels Kit, [M4TA / MDLA / MDMA] (CR-V>1997-01) (*With AWD Parts)	1	
	DK8800Q	Master W/Steels Kit, [MP7A / SP7A] (Acura Integra>1994-95)	1	
	DK8800R	Master W/Steels Kit, [S4XA / SKWA] (Acura Integra>1996-01)	1	
		FILTERS		
010	88710B	Filter, [S5 / MPSA] (Flat) (5-1/4" x 2-3/8") (Civic (AWD)>1989-91)	1	25420-PL5-000
010	88710S	Filter, [A24A / A2YA] (Flat) (6" x 1-15/16") (Civic & Del Sol>1992-95)	1	25420-P24-J00
010	88710Q	Filter, [A4RA / B4RA Some] [B46A / M4RA / M4TA / MP7A / SP7A / S4XA / SKWA / MDLA] (Canister) (6-3/4" Long With Tubes) (1-Hole Bracket Is 1-1/4" From End) (Civic, CR-V, Del Sol, & Integra>1996-98)	1	25420-P56-003
010	88710R	Filter, [B4RA *Some] [M4TA / MDMA / BDRA / S4RA / BMXA / SLXA / S4XA] (Canister) (6-3/4" Long With Tube) (2-Hole Bracket is 5/8" From End) (Civic & CR-V>99-Up)	1	25420-P4R-003
	98712A	Screen, [Some] (In Valve Body) (.570"OD) (.125" Thick Rubber Boot)	1	
	98712AA	Screen, [Some] (In Valve Body) (.662"OD) (.315" Thick Rubber Boot)	1	
		BUSHINGS		
	K88400	Bushing Kit, [A4RA / MP7A / S4XA / SP7A]	1	
	K88400A	Bushing Kit, [S24A / A24A / M24A / P24 / M4TA / SDMA] (4-Pieces)	1	
		METAL CLAD SEALS		
070	78195	Seal, [All] (Converter) (44 x 68 x 8mm) (Counter Clockwise Helix) 1989-Up	1	91207-639-015
072	78197	Seal, [All] (Manual Shaft) 1989-Up	1	91209-612-003
076	88153	Seal, [S5 / MPSA] (Civic AWD) (Axle) (Bell Housing Side) (38 x 54 x 8mm) 1989-91	1	91206-PC8-935
076	88152B	Seal, [P24 / A2YA] (Civic & Del Sol) (Left Axle) (Bell Housing Side) (35 x 56 x 8mm) 1992-97	1	91205-PL3-A01
076	88151C	Seal, [S5 / MPSA / M4TA / MDLA / MDMA / MP7A / SP7A / S4XA / SKWA] (Civic AWD) (Right Axle) (Case Side) (40 x 76 x 9mm) 1989-01	1	91206-PC8-005
076	88151L	Seal, [A24A / A2YA / A4RA / B4RA / B46A / M4RA / BDRA / S4RA / BMXA / SLXA / M24A / S24A] (Civic & Del Sol) (Right Axle) (Case Side) (35 x 76 x 9mm) 1992-Up	1	91206-689-005
077	88151	Seal, [M4TA] (Right Axle) (Case Side) (35 x 76 x 9mm) 1997-02	1	91206-PC9-005
077	88151B	Seal, [A24A / M24A / S24A / MDLA / M4TA / MP7A / SP7A / S4XA / A4RA / B4RA / BMXA] (Left Axle) (Bell Housing Side) (40 x 56 x 9mm)	1	91206-PG5-005

CIVIC 4-SP (2 & 3 SHAFT) [A4RA/B4RA/B46A/BDRA/BMXA/ M4RA /S4RA/SLXA/A24A/M24A/S24A/MDLA/MDMA/M4TA/MP7A/SP7A/S4XA/SKWA/MRVA]

ILL#	PART#	DESCRIPTION	QTY	REF #
FRICITION CLUTCHES				
100	88105	Friction, [S5 / MPSA / S24A / A24A / A4RA / B4RA / M24A / BMXA / BDRA / SLXA] (1st / 2nd / 3rd / 4th Clutch) (38-Teeth) (4.325"OD)	3-12	22544-P24-A01
100	88107A	Friction, [SP7A / MP7A] (1st Clutch) (.075") (41-Teeth)	3	
100	88112G	Friction, [M4TA / MDLA / MDMA / S4XA] (1st Clutch) (Low) (.075") (38-Teeth) (4.560"OD) (With Straight Grooves From ID to OD)	3	
100	88112	Friction, [M4TA / MDLA / MDMA / MD7A / SP7A / S4XA / SKWA] (2nd / 3rd / 4th Clutch) (.075") (38-Teeth) (4.560"OD)	3-9	22544-P56-N01
108	88101	Friction, [S5 / MPSA / S24A / A24A / M4TA / MDLA / MDMA / M24A / SP7A / MP7A / S4XA / SKWA] (Low / Hold Clutch) (.079") (38-Teeth) (3.935"OD)	3	22544-P24-S00
	K88100K	Friction Module, [A24A / M24A / S24A] 1992-97	1	
	K88100L	Friction Module, [A4RA / B4RA / B46A / BDRA / M4RA / BMXA / SLXA] 1996-Up	1	
STEEL CLUTCHES				
120	88102	Steel, [S24A / A24A / M24A] (2nd / 3rd / 4th Clutch) (.079") (8-Teeth) (3.230"ID) 1989-97	3-9	22543-PC9-000
120	88110	Steel, [S24A / A24A / M24A] (1st Clutch) (.063") (8-Teeth) (3.230"ID) 1989-97	3	22543-PHO-850
120	88108	Steel, [SP7A / MP7A] (Low Clutch) (.079") (10-Teeth) (3.440"ID)	3	22543-PF4-000
120	88116	Steel, [A4RA / B4RA / BMXA / BDRA / M4RA / SLXA] (1st Clutch) (.063") (18-Teeth) (3.220"ID)	3	22543-P4R-003
120	88117	Steel, [A4RA / B4RA / BMXA / BDRA / M4RA / SLXA] (2nd / 3rd / 4th Clutch) (.079") (18-Teeth) (3.220"ID)	3-9	22530-PR4-003
120	88114	Steel, [M4TA / MDLA / MDMA] (1st Clutch) (.063") (10-Teeth) (3.220"ID)	3	
120	88113	Steel, [M4TA / MDLA / S24A / MDMA / SP7A / MP7A / S4XA / SKWA] (2nd / 3rd / 4th Clutch) (.079") (10-Teeth) (3.220"ID)	3-9	22543-P56-N00
128	88111	Steel, [S5 / MPSA / A24A / M24A / S24A / SP7A / S4XA] (Low / Hold Clutch) (.079") (18-Teeth) (2.800"ID)	3	22543-PS5-003
128	88111A	Steel, [M4TA / MDLA / MDMA / MP7A / SP7A / MP7A / S4XA / SKWA] (Low / Hold Clutch) (.063") (18-Teeth) (2.800"ID)	3	22543-PS5-013
CLUTCH PRESSURE PLATES				
140	88715K	Pressure Plate, [S24A / A24A / M24A] (1st / 2nd / 3rd / 4th Clutch) (Selective) (8-Teeth) (3.230"ID) (*Specify Stamped #2 to #7)	1-4	
140	88716Q	Pressure Plate, [SP7A / MP7A / S4XA] (1st Clutch) (Selective) (10-Teeth) (3.438"ID) (*Specify Stamped #1 to #10)	1	
140	88715L	Pressure Plate, [A4RA / B4RA / BMXA] (1st / 2nd / 3rd / 4th Clutch) (Stamped #1) (18-Teeth) (3.223"ID)	1-4	
140	88715LA	Pressure Plate, [A4RA / B4RA / BMXA] (1st / 2nd / 3rd / 4th Clutch) (Stamped #2) (18-Teeth) (3.223"ID)	1-4	
140	88715LB	Pressure Plate, [A4RA / B4RA / BMXA] (1st / 2nd / 3rd / 4th Clutch) (Stamped #3) (18-Teeth) (3.223"ID)	1-4	
140	88715LC	Pressure Plate, [A4RA / B4RA] (1st / 2nd / 3rd / 4th Clutch) (Stamped #4) (18-Teeth) (3.223"ID)	1-4	
140	88715LD	Pressure Plate, [A4RA / B4RA] (1st / 2nd / 3rd / 4th Clutch) (Stamped #5) (18-Teeth) (3.223"ID)	1-4	
140	88715LE	Pressure Plate, [A4RA / B4RA] (1st / 2nd / 3rd / 4th Clutch) (Stamped #6) (18-Teeth) (3.223"ID)	1-4	
140	88715LF	Pressure Plate, [A4RA / B4RA] (1st / 2nd / 3rd / 4th Clutch) (Stamped #7) (18-Teeth) (3.223"ID)	1-4	
140	88715M	Pressure Plate, [M4TA / MDLA] (1st / 2nd / 3rd / 4th Clutch) (Selective) (10-Teeth) (*Specify Stamped #4 to #12)	1-4	
148	88716K	Pressure Plate, [S24A / A24A / M4TA / M24A / MDLA / SP7A / MP7A / S4XA] (Low / Hold Clutch) (Selective) (18-Teeth) (*Specify Stamped #1 to #7)	1	
WASHERS & BEARINGS				
206	88409AA	Washer, [M4TA / SP7A / MP7A / S4XA] (Under Secondary Shaft Nut) (1.120"OD)	1-2	
207	88409AA	Washer, [M4TA / SP7A / MP7A / S4XA] (Under Mainshaft Nut) (1.120"OD)	1	
209	88450L	Caged Needle Bearing, [S24A / A24A / A4RA / M4TA / B4RA / M24A / MDLA / BMXA / SP7A / MP7A / S4XA] (Converter Reactor) (Front)	1	

CIVIC 4-SP (2 & 3 SHAFT) [A4RA/B4RA/B46A/BDRA/BMXA/M4RA/S4RA/SLXA/A24A/M24A/S24A/MDLA/MDMA/M4TA/MP7A/SP7A/S4XA/SKWA/MRVA]

ILL#	PART#	DESCRIPTION	QTY	REF #
		WASHERS & BEARINGS (Cont)		
211	88591	Ball Bearing, [S24A / A24A / A4RA / M4TA / B4RA / M24A / MDLA / BMXA / SP7A / MP7A / S4XA] (Converter to Bell Housing) (2.675"OD) (1.570"ID)	1	
214	88451L	Caged Needle Bearing, [S24A / A4RA / M4TA / B4RA / M24A / MDLA / BMXA / SP7A / MP7A / S4XA] (Converter Reactor to Mainshaft) (Rear) (.620" Thick)	1	
214	88451K	Caged Needle Bearing, [A24A] (Converter Reactor to Mainshaft) (Rear) (.695" Thick)	1	
217	88408A	Thrust Bearing, [S24A / A24A / A4RA / M24A / MDLA / BMXA / SP7A / MP7A / S4XA] (2nd Gear to Mainshaft) (*Fits [P7A / MP7A] 3rd Gear to 3rd Clutch Drum & 3rd Gear to 2nd Gear Counter)	1-3	
220	88407AA	Caged Needle Bearing, [S24A / A24A / A4RA / M4TA / B4RA / M24A / MDLA / BMXA / SP7A / MP7A / S4XA] (2nd Gear to Mainshaft)	1	
223	88406AA	Thrust Bearing, [S24A / A24A / M24A] (2nd Gear to Mainshaft)	1	
223	88406SP	Washer, [S24A / A24A / M24A] (2nd Gear to Mainshaft) (*Bronze Replacement)	1	Sonnax
223	88406CA	Thrust Bearing, [A4RA / M4TA / B4RA / MDLA / BMXA / SP7A / MP7A / S4XA] (2nd Gear to Mainshaft)	1	
223	88406C	Washer, [A4RA / M4TA / B4RA / MDLA / BMXA / SP7A / MP7A / S4XA] (2nd Gear to Mainshaft) (Bronze)	1	Sonnax
226	88405A	Race, [S24A / A24A / M24A] (2nd Gear to Drum) (2.010"OD) (Selective .117" to .171")	1	
226	88405AA	Race, (2nd Gear to Drum) (2.16"OD) (*Specify Thickness .155" to .171")	1	
229	88404K	Race, [S24A / A24A / M4TA / M24A] (4th Gear Mainshaft to Drum) (2.075"OD) (1.032"ID) (.176" Thick) (With 2-Notches on ID)	1	
232	88455K	Thrust Bearing, [S24A / A24A / A4RA / M4TA / B4RA / M24A / MDLA / BMXA / SP7A / MP7A / S4XA] (4th Gear Mainshaft to Drum) (2.115" OD) (1.540"ID) (.098" Thick)	1	
234	88403K	Collar, [S24A / A24A / M4TA / M24A] (4th Gear to Mainshaft) (1.260"OD) (1.024"ID) (1.770" Long) (Has No Shoulder)	1	
234	88403L	Collar W/Shoulder, [A4RA / B4RA / MDLA / BMXA / S4XA] (4th Gear to Mainshaft) (2.080"OD of Shoulder) (1.260" OD) (1.024"ID) (1.950" Long)	1	
234	88403Q	Collar W/Shoulder, [SP7A / MP7A] (4th Gear to Mainshaft) (2.080"OD of Shoulder) (1.260"OD) (1.024"ID) (1.930" Long)	1	
236	88415K	Caged Needle Bearing, [S24A / A24A / A4RA / M4TA / B4RA / M24A / MDLA / BMXA / SP7A / MP7A / S4XA] (4th Gear to Collar) (Mainshaft) (1.460"OD) (.775" Tall)	2	
238	88427K	Thrust Bearing, [S24A / A24A / M4TA / M24A / MDLA / SP7A / MP7A / S4XA] (4th Gear) (Rear) (Mainshaft) (1.725"OD) (1.265"ID) (.078" Thick)	1	
238	88427L	Thrust Bearing, [A4RA / B4RA / BMXA] (4th Gear) (Rear) (Mainshaft) (1.753"OD) (1.265"ID) (.177" Thick)	1	
239	88426K	Race, [S24A / A24A / M4TA / M24A / SP7A / MP7A] (4th Gear) (Rear) (Mainshaft) (1.765"OD) (1.033"ID) (.137" Thick)	1	
239	88426L	Race, [A4RA / B4RA / MDLA / BMXA / S4XA] (4th Gear) (Rear) (Mainshaft) (1.760"OD) (1.035"ID) (.177" Thick)	1	
241	88425K	Roller Bearing, [S24A / A24A / M4TA / M24A / MDLA / BMXA / MP7A / SP7A / S4XA] (Mainshaft to Case) (2.952"OD)	1	
243	88414K	Collar W/Shoulder, [S24A / A24A / M24A / SP7A / MP7A] (1st Gear to Mainshaft) (1.065" Long)	1	
243	88414L	Collar, [A4RA / B4RA / M4RA / MDLA / BMXA / S4XA] (1st Gear to Mainshaft) (1.065"Long) (Without Shoulder)	1	
244	88413K	Washer, [S24A / A24A / M24A / MDLA / SP7A / MP7A / S4XA] (1st Gear to Collar) (Mainshaft) (1.645"OD) (1.225"ID) (.057" Thick)	1	
246	88408K	Collar W/Shoulder, [S24A / A24A / M4TA / M24A / MDLA / SP7A / MP7A / S4XA] (4th Gear to Secondary Shaft)	1	
247	88412K	Caged Needle Bearing, [S24A / A24A / A4RA / M4TA / B4RA / M24A / BMXA / SP7A / MP7A / S4XA] (1st Gear to 2nd Clutch Drum) (Mainshaft) (1.350"OD) (.715" Thick)	1	
248	88463K	Caged Needle Bearing, [S24A / A24A / M4TA / M24A / MDLA / SP7A / MP7A / S4XA] (Case to Secondary Shaft)	1	
249	88464K	Thrust Bearing, [S24A / A24A / M4TA / M24A / MDLA] (4th Gear to Collar) (Secondary Shaft)	1	
250	88465K	Caged Needle Bearing, [S24A / A24A / M4TA / M24A / MDLA / SP7A / MP7A / S4XA] (4th Gear to Collar) (Secondary Shaft) (1.240"OD) (.555" Thick)	1	

CIVIC 4-SP (2 & 3 SHAFT) [A4RA/B4RA/B46A/BDRA/BMXA/ M4RA/S4RA/SLXA/A24A/M24A/S24A/MDLA/MDMA/M4TA/MP7A/SP7A/S4XA/SKWA/MRVA]

ILL#	PART#	DESCRIPTION	QTY	REF #
		WASHERS & BEARINGS (Cont)		
251	88411K	Thrust Bearing, [S24A / A24A / A4RA / M4TA / B4RA / M24A / MDLA / BMXA / SP7A / MP7A] (1st Gear to 1st Clutch Drum) (Mainshaft) (1.842"OD) (1.226"ID) (.078" Thick)	1	
252	88418K	Race, [S24A / A24A / M24A] (1st Gear to 1st Clutch Drum) (Mainshaft) (1.825"OD) (1.030"ID) (.136" Thick)	1	
252	88418L	Race, [A4RA / M4TA / B4RA / MDLA / BMXA / SP7A / MP7A / S4XA] (1st Gear to 1st Clutch Drum) (Mainshaft) (1.825"OD) (1.030"ID) (.098" Thick)	1	
253	88457K	Thrust Bearing, [S24A / A24A / M4TA / M24A / MDLA / SP7A / MP7A / S4XA] (4th Gear to Low Hold Drum) (Secondary Shaft) (1.685"OD) (1.108"OD) (.078" Thick)	1	
254	88689B	Caged Roller Bearing, [S24A / A24A / A4RA / M4TA / B4RA / M24A / MDLA / BMXA / SP7A / MP7A / S4XA] (Bell Housing to Countershaft) (2.445"OD) (1.395"ID) (.745" Thick)	1	
255	88477K	Ball Bearing, [S24A / A24A / M4TA / M24A / MDLA / SP7A / MP7A / S4XA] (Case to Secondary Shaft) (2.440"OD) (.860"ID) (.590" Thick)	1	
256	88419B1	Race, [S24A / A24A / M24A] (3rd Gear Countershaft to 3rd Clutch Drum) (.118)	1	
256	88419B2	Race, [S24A / A24A / M24A] (3rd Gear Countershaft to 3rd Clutch Drum) (.119)	1	
256	88419B3	Race, [S24A / A24A / M24A] (3rd Gear Countershaft to 3rd Clutch Drum) (.120)	1	
256	88419B4	Race, [S24A / A24A / M24A] (3rd Gear Countershaft to 3rd Clutch Drum) (.121)	1	
256	88419B5	Race, [S24A / A24A / M24A] (3rd Gear Countershaft to 3rd Clutch Drum) (.122)	1	
256	88419B6	Race, [S24A / A24A / M24A] (3rd Gear Countershaft to 3rd Clutch Drum) (.123)	1	
256	88419B7	Race, [S24A / A24A / M24A] (3rd Gear Countershaft to 3rd Clutch Drum) (.124)	1	
256	88419B8	Race, [S24A / A24A / M24A] (3rd Gear Countershaft to 3rd Clutch Drum) (.125)	1	
256	88419B9	Race, [S24A / A24A / M24A] (3rd Gear Countershaft to 3rd Clutch Drum) (.126)	1	
256	88419L	Race, [A4RA / M4TA / B4RA / MDLA / BMXA / S4XA] (3rd Gear Countershaft to Drum) (.176") (6-Tooth ID)	1	
256	88419LA	Race, [A4RA / M4TA / B4RA / MDLA / BMXA / S4XA] (3rd Gear Countershaft to Drum) (.196") (6-Tooth ID)	1	
256	88419Q	Top Hat Race, [SP7A / MP7A] (3rd Gear Countershaft to 3rd Clutch Drum)	1	
257	88402K	Thrust Bearing, [S24A / A24A / M24A] (3rd Gear Countershaft to 3rd Clutch Drum)	1	
257	88402Q	Thrust Bearing, [SP7A / MP7A] (3rd Gear Countershaft to 3rd Clutch Drum)	1	
257	88402L	Thrust Bearing, [AR4A / M4TA / BR4A / BMXA / S4XA] (3rd Gear Countershaft to 3rd Clutch Drum)	1	
258	88409K	Race, [S24A / A24A / M4TA / M24A / SP7A / MP7A / S4XA] (4th Gear to Low / Hold Drum) (Secondary Shaft) (1.665"OD) (.912"ID) (.116" Thick)	1	
260	88417K	Caged Needle Bearing, [S24A / A24A / M24A] (3rd Gear to Countershaft) (1.460"OD) (.930" Wide)	1	
260	88417L	Caged Needle Bearing, [A4RA / M4TA / B4RA / MDLA / BMXA / SP7A / MP7A / S4XA] (3rd Gear to Countershaft) (1.580"OD) (.795" Wide)	1	
260	88417LA	Sleeve Race, [A4RA / M4TA / B4RA / BMXA / S4XA] (3rd Gear to Countershaft) (1.425"OD) (1.220"ID) (.814" Wide)	1	
263	88402L	Thrust Bearing, [A4RA / M4TA / B4RA / MDLA] (3rd Gear Countershaft to 2nd Gear) (2.155"OD) (1.638"ID) (.078" Thick) (*Also [A4RA / M4TA / B4RA / BMXA / S4XA] 3rd Gear Countershaft to 3rd Clutch Drum)	1-2	
263	88408A	Thrust Bearing, [SP7A / MP7A] (3rd Gear to 2nd Gear Countershaft)	1	
267	88429K	Collar, [S24A / A24A / A4RA / M4TA / B4RA / M24A / BMXA / SP7A / MP7A / S4XA] (2nd Gear to 4th Gear Countershaft) (1.535")	1	
267	88429L	Collar, [S24A / A24A / A4RA / M4TA / B4RA / M24A / BMXA / SP7A / MP7A / S4XA] (2nd Gear to 4th Gear Countershaft) (1.537")	1	
267	88429Q	Collar, [S24A / A24A / A4RA / M4TA / B4RA / M24A / BMXA / SP7A / MP7A / S4XA] (2nd Gear to 4th Gear Countershaft) (1.539")	1	
268	88415K	Caged Needle Bearing, [S24A / A24A / A4RA / M4TA / B4RA / M24A / MDLA / BMXA / SP7A / MP7A / S4XA] (4th Gear to Countershaft) (1.270"OD) (.812" Thick)	1	
271	88422K	Caged Needle Bearing, [S24A / A24A / A4RA / M4TA / B4RA / M24A / MDLA / BMXA / SP7A / MP7A / S4XA] (Reverse Gear Countershaft) (1.460"OD) (.540" Wide)	1	
272	88421B	Collar, [S24A / A24A / M4TA / M24A / SP7A / MP7A] (Reverse Gear Countershaft) (2-Notches) (1.845"OD Shoulder) (1.259"OD) (1.023"ID) (.572" Thick)	1	

CIVIC 4-SP (2 & 3 SHAFT) [A4RA/B4RA/B46A/BDRA/BMXA/M4RA/S4RA/SLXA/A24A/M24A/S24A/MDLA/MDMA/M4TA/MP7A/SP7A/S4XA/SKWA/MRVA]

ILL#	PART#	DESCRIPTION	QTY	REF #
WASHERS & BEARINGS (Cont)				
272	88421L	Collar, [A4RA / B4RA / BMXA / S4XA] (Reverse Gear Countershaft) (4-Notches) (1.840"OD Shoulder) (1.259"OD) (1.023"OD) (.572" Thick)	1	
274	88420K	Ball Bearing, [S24A / A24A / A4RA / M4TA / B4RA / M24A / MDLA / BMXA / MP7A / SP7A / S4XA] (Case to Countershaft) (2.670"OD)	1	
274	88420L	Roller Bearing, [S24A / A24A / M4TA / M24A / MDLA / BMXA / MP7A / SP7A / S4XA] (Mainshaft to Case) (2.952"OD)	1	
278	88421K	Collar, [S24A / A24A / M4TA / M24A / SP7A / MP7A] (Low Gear Countershaft) (2-Notches) (1.845"OD Shoulder) (1.259"OD) (1.023"ID) (.572" Thick) (*Also Reverse Gear Countershaft)	1-2	
278	88421L	Collar, [A4RA / B4RA / BMXA / S4XA] (Low Gear Countershaft) (4-Notches) (1.840"OD Shoulder) (1.259"OD) (1.023"ID) (.572" Thick) (*Also Reverse Gear Countershaft)	1-2	
279	88422K	Caged Needle Bearing, [S24A / A24A / A4RA / M4TA / B4RA / M24A / MDLA / BMXA / SP7A / MP7A / S4XA] (Low Gear to Collar & 4th Gear Countershaft) (1.460"OD) (.540" Wide)	1-2	
283	88428K	Caged Needle Bearing, [S24A / A24A / A4RA / M4TA / B4RA / M24A / MDLA / BMXA / MP7A / SP7A / S4XA] (Reverse Idler) (14-Needles)	1	
295	88410L	Washer, [M4TA / BMXA / S4XA] (Under Mainshaft Nut) (1.204"OD)	1	
297	88412L	Washer, [M4TA / BMXA / SP7A / MP7A / S4XA] (Under Countershaft Nut) (1.400"OD)	1	
TECHNICAL MANUAL				
	TMHONM24A	Technical Manual, [M24A / A24A / S24A] 1992-95	1	
ELECTRICAL COMPONENTS				
410	88991M	Switch, [MDLA / M4TA] (Neutral Safety) (On Rear Cover)	1	
410	88991MA	Switch, [MDMA] (Neutral Safety) (2-Bolt) (9-Pin Connector With Wire Harness)	1	
410	88991L	Switch, [BMXA] (Neutral Safety) (2-Bolt) (10-Pin Connector)	1	
421	88953C	Solenoid, [BMXA] (Shift) (Outside Rear Case) (Dual With Wire Harness With 2-Prong Connector) 2001-05	1	28200-PLX-003
422	98955	Solenoid, [BMXA] (On Bell Housing) (Lock Up) (Black Solenoid) 2001-05	1	28400-P6H-003
423	88957	Solenoid, [A4RA / B4RA / B46A / M46A] (Linear) (Single with Mounting Block) 1996-00	1	28250-P4R-315
423	88957A	Solenoid, [BMXA / SLXA] (Linear) (Dual With Mounting Block) 2001-05	1	28250-PLX-305
425	88954A	Solenoid Assembly, (Dual) [A24A / S24A / A4RA / M4TA / B4RA / M24A / B46A / MDLA / MP7A / SP7A / A2YA / M4RA / M4VA] (Lock Up) (2-1/2" Wire Harness) (Outside Top of Bell Housing) (3-Bolt) 1992-00 *[A24A / A2YA] Only Use this Solenoid 1992-95	1	28300-P24-J01
425	88953B	Solenoid Assembly, (Dual) [A4RA / B4RA / M4RA / M4TA / B46A / M4VA / MDLA] (Shift) (5-1/2" Wire Harness) (Outside of Case) (3-Bolt) 1996-00	1	28200-P4R-003
425	88953A	Solenoid Assembly, (Dual) [MP7A / SP7A / S4XA] (Shift) (18" Wire Harness) (Outside of Case) (3-Bolt) 1994-01	1	28200-P56-003
436	88922L	Sensor, [A4RA / B4RA / M4YA / MDLA / BMXA] (Output) (1-Bolt) (2-Wire Connectors) (On Top of Case)	1	
436	88922Q	Sensor, [SP7A / MP7A / S4XA] (Output) (1-Bolt) (2-Wire Connectors) (8" Long Harness) (3/4" Wide Connector)	1	
436	88922R	Sensor, [SP7A / MP7A / S4XA] (Output) (1-Bolt) (2-Wire Connectors) (8" Long Harness) (1" Wide Connector)	1	
438	88958L	Sensor, [A4RA / M4TA / B4RA / MDLA / BMXA / SP7A / MP7A / S4XA] (Input Speed) (2-Prong Connector) (Plastic) (3-3/4" Long) (1-Bolt)	1	
MISC. COMPONENTS				
490	88910L	Vent, [S24A / A24A / M24A] (3-Bolt) (Aluminum) (On Rear Cover)	1	
492	88911L	Drain Plug, [S24A / A24A / A4RA / M4TA / B4RA / M24A / MDLA / BMXA / SP7A / MP7A / S4XA]	1	
507	88767	Pin, (Inner Pump Gear) (1.685" Long) (.550"OD)	1	
HARD PARTS				
529	88813C	Converter Reactor, [S24A / A24A / A4RA / M4TA / B4RA / M24A / MDLA / BMXA / SP7A / MP7A / S4XA] (Stator) (With Cast # P24, P4R, P4P) (*These All Interchange)	1	
530	K88201	Pump Gears, (38-Spline Gear) (28-Teeth) (.470" Thick)	1	

CIVIC 4-SP (2 & 3 SHAFT) [A4RA/B4RA/B46A/BDRA/BMXA/ M4RA/S4RA/SLXA/A24A/M24A/S24A/MDLA/MDMA/M4TA/MP7A/SP7A/S4XA/SKWA/MRVA]

ILL#	PART#	DESCRIPTION	QTY	REF #
		HARD PARTS (Cont)		
550	88735L	Drum, [A4RA / B4RA / BMXA] (2-4 Clutch) (18-Teeth Steels) (Stamped Steel) (2.370" Overall Thickness) (.125" Thick Hub) (.100" Thick Ears)	1	
550	88735M	Drum, [M4TA / SP7A / MP7A / S4XA] (2-4 Clutch) (Less Pistons) (With Thick Hub)	1	
550	88735K	Drum, [S24A / A24A / M24A] (2-4 Clutch) (Less Pistons)	1	
554	88734M	Drum, [S24A / M4TA / MDLA / SP7A / S4XA] (Low / Hold Clutch) (Secondary Shaft) (1.175" Tall)	1	
554	88734K	Drum, [A24A / M24A / MP7A] (Low / Hold Clutch) (Secondary Shaft) (1.192" Tall)	1	
554	88734Q	Drum, [SP7A / MP7A] (1st Clutch)	1	
555	88815K	Drum, [S24A / A24A / M24A] (3rd Clutch) (8-Teeth Steels) (1.262" Tall) (1.426"ID Bore) (1.58"OD Hub)	1	
555	88815L	Drum, [A4RA / B4RA / BMXA] (3rd Clutch) (18-Teeth Steels) (1.24" Tall) (1.425"ID Bore) (1.66"OD Hub)	1	
555	88815M	Drum, [M4TA / MDLA / SP7A / MP7A / S4XA] (3rd Clutch) (10-Teeth Steels) (1.275" Tall) (1.430"ID Bore Stepped to 1.398"ID) (1.580"OD Hub)	1	
557	88734KA	Drum, [S24A / A24A / M24A] (1st Clutch) (8-Teeth Steels) (Sealing Ring on Clutch Side of Drum)	1	
557	88734LA	Drum, [A4RA / B4RA / BMXA] (1st Clutch) (18-Teeth Steels) (Sealing Ring on Clutch Side of Drum) (*USA Built)	1	22510-P4R-003
557	88734MA	Drum, [M4TA / MDLA] (1st Clutch) (10-Teeth Steels) (Sealing Ring on Clutch Side of Drum)	1	
557	88734QA	Drum, [SP7A / MP7A] (1st Clutch) (10-Teeth Steels) (Sealing Ring on Clutch Side of Drum)	1	
		SPRAG & ONE WAY CLUTCH		
658	88727B	Sprag, (Low) (28-Lugs)	1	
		HARD PARTS (Cont)		
672	88802K	Mainshaft, [S24A / A24A / M24A] (40-Teeth) (No Groove) (15-1/2" Long)	1	
672	88802LA	Mainshaft, [A4RA] (41-Teeth) (1-Wide Groove)	1	
672	88802M	Mainshaft, [M4TA] (38-Teeth) (1-Wide & 1-Narrow Groove) (15-1/2" Long)	1	
672	88202LB	Mainshaft, [B4RA / S4XA] (40-Teeth) (2-Grooves)	1	
672	88202Q	Mainshaft, [SP7A / MP7A] (40-Teeth) (3-Grooves) (15-5/8" Long)	1	
672	88202L	Mainshaft, [BMXA] (40-Teeth) (3-Grooves 1-Wide & 2-Narrow) (15-5/8" Long)	1	
675	88983L	Secondary Shaft, [S24A / A24A / M4TA / M24A / MDLA / BMXA / SP7A / MP7A / S4XA] (5-3/5")	1	
676	88814K	Countershaft, [S24A / A24A / M24A] (15-Teeth) (1-Groove) (11" Long)	1	
676	88814LA	Countershaft, [A4RA / B4RA / SX4A] (14-Teeth) (3-Grooves) (11-1/4" Long)	1	
676	88814M	Countershaft, [M4TA / MDLA] (14-Teeth) (4-Grooves 1-Wide & 3-Narrow) (11-1/4" Long)	1	
676	88814Q	Countershaft, [SP7A / MP7A] (14-Teeth) (No Groove) (11-1/4" Long)	1	
676	88814L	Countershaft, [BMXA] (15-Teeth) (No Groove) (11-1/4" Long)	1	
680	88812K	Governor Assembly, [S24A / A24A / M24A] (Cast # P24) (17-Teeth)	1	
689	88688K	Plate, [S24A / A24A / A4RA / M4TA / B4RA / M24A] (Oil) (Countershaft)	1	
689	88688KA	Cup, [S24A / A24A / M4TA / M24A / SP7A / MP7A / S4XA] (Oil) (On End of Secondary Shaft)	1	
689	88688M	Cup, [MDLA] (Oil) (On End of Secondary Shaft) (With Short Tube)	1	
690	88824K	Gear, [S24A / A24A / M24A] (Park) (18-Lugs / 5-Top Notches) (Countershaft) (4.405"OD) (2.626"OD Sprag Race) (.390" Thick Lugs)	1	
690	88824L	Gear, [A4RA / M4TA / B4RA / BMXA / SP7A / MP7A / S4XA] (Park) (18-Lugs / No Top Notches) (Countershaft) (4.405"OD) (2.626"OD Sprag Race) (.390" Thick Lugs)	1	
694	88120K	Retainer, [S24A / A24A / M4TA / M24A] (*Some / M4TA) (Holds Bearing # 248 to Shaft) (1-5/8")	1	
694	88120M	Retainer, [M4TA / MDLA / SP7A / MP7A / S4XA] [*Some / M4TA] (Holds Bearing # 248 to Shaft) (1-1/4")	1	
715	88910K	Differential Assembly, [S24A / A24A / M24A] (65-Teeth) (2-Grooves)	1	
715	88701LA	Differential Assembly, [A4RA / B4RA] (61-Teeth) (3-Grooves / 2-Narrow, 1-Wide) (23-Teeth Speed-O) (1.010" Axle)	1	

CIVIC 4-SP (2 & 3 SHAFT) [A4RA/B4RA/B46A/BDRA/BMXA/M4RA/S4RA/SLXA/A24A/M24A/S24A/MDLA/MDMA/M4TA/MP7A/SP7A/S4XA/SKWA/MRVA]

ILL#	PART#	DESCRIPTION	QTY	REF #
		HARD PARTS (Cont)		
715	88910M	Differential Assembly, [M4TA] (61-Teeth) (4-Grooves / 3-Narrow, 1-Wide) (26-Teeth Speed-O) (53-Teeth Middle Gear) (All Wheel Drive)	1	
715	88910Q	Differential Assembly, [SP7A / MP7A] (61-Teeth) (3-Grooves) (23-Teeth Speed-O)	1	
715	88910R	Differential Assembly, [S4XA] (61-Teeth) (3-Grooves / 2-Narrow, 1-Wide) (23-Teeth Speed-O) (1.10" Axle)	1	
715	88910MA	Differential Assembly, [MDLA] (61-Teeth) (4-Grooves / 3-Narrow, 1-Wide) (26-Teeth Speed-O) (2WD)	1	
715	88910L	Differential Assembly, [BMXA] (61-Teeth) (2-Wide Grooves) (23-Teeth Speed-O)	1	
		VALVE BODIES		
740	88200K	Valve Body, [S24A/ M24A] (Cast # P24) (Less Pump Gears)	1	
740	88200KA	Valve Body, [A24A] (Cast # P24Y) (Less Pump Gears)	1	
740	88200LB	Valve Body, [A4RA / M4TA / B4RA] (Cast # P4R1 or P4R2) (Less Pump Gears)	1	
740	88200Q	Valve Body, [SP7A / MP7A / S4XA] (Cast # HM-1, P56, or E-2) (Less Pump Gears)	1	
740	88200M	Valve Body, [MDLA] (Cast # PDMX) (Less Pump Gears)	1	
740	88200L	Valve Body, [BMXA] (Cast # P1X2) (Less Pump Gears)	1	
740	88200LA	Valve Body, [BMXA] (Cast # PLX1 or PLX3) (Less Pump Gears)	1	
		VALVE BODY COMPONENTS		
741	10000-12	Check Ball, [S24A /A24A / A4RA / M4TA / B4RA / M24A] (Valve Body) (.218"OD) (Plastic)	AR	Sonnax
741	88894	Spring, [A4RA / B4RA / M4RA] (CPC Valve) 1996-99	1	Sonnax
747	88688K	Seperator Plate, [S24A / A24A / M24A] (Valve Body)	1	
747	88688LA	Seperator Plate, [A4RA / B4RA] (Valve Body)	1	
747	88688M	Seperator Plate, [M4TA] (Valve Body)	1	
747	88688Q	Seperator Plate, [SP7A / MP7A / S4XA] (Valve Body)	1	
747	88688MA	Seperator Plate, [MDLA] (Valve Body)	1	
747	88688MB	Seperator Plate, [MDMA] (Valve Body)	1	
747	88688L	Seperator Plate, [BMXA] (Valve Body)	1	
		HARD PARTS (Cont)		
750	88701K	Bell Housing, [S24A / A24A / M24A] (Cast # P24JO) (5-3/8" Top Bolts) (A24A / No Cast #)	1	
750	88701LA	Bell Housing, [A4RA / B4RA] (Cast # P4R) (5-3/8" Top Bolts)	1	
750	88701M	Bell Housing, [M4TA] (Cast # PDM) (5-1/2" Top Bolts) (All Wheel Drive)	1	
750	88701Q	Bell Housing, [SP7A / MP7A / S4XA] (Cast # P56) (5-1/2" Top Bolts)	1	
750	88701MA	Bell Housing, [MDLA] (Cast # PDL) (5-1/2" Top Bolts)	1	
756	*****	SEE ILLUSTRATION #423 *****		
750	88701L	Bell Housing, [BMXA] (Cast # PLX) (5-1/2" Top Bolts)	1	
759	88202K	Rear Cover, [S24A / A24A / M24A] (Cast # P24)	1	
759	88202LA	Rear Cover, [A4RA / B4RA] (Cast # P4R) (No Linkage Seal)	1	
759	88202M	Rear Cover, [M4TA / MDLA] (Cast # P4R, PDM) (With Linkage Seal)	1	
759	88202Q	Rear Cover, [SP7A / MP7A] (Cast # P56)	1	
759	88202R	Rear Cover, [S4XA] (Cast # P4X, P4T, or P6M)	1	
759	88202L	Rear Cover, [BMXA] (Cast # PLX)	1	
760	88204K	Case, [S24A / A24A / M24A] (18-Bolt) (No Solenoid)	1	
760	88204LA	Case, [A4RA / B4RA] (18-Bolt) (3-Bolt Dual Solenoid) (4-Bolt Single Solenoid) (Top Vent)	1	
760	88204M	Case, [M4TA] (19-Bolt) (3-Bolt Dual Solenoid) (4-Bolt Single Solenoid) (Top Vent) (AWD)	1	
760	88204Q	Case, [SP7A / MP7A / S4XA] (18-Bolt) (3-Bolt Dual Solenoid) (Top Vent)	1	
760	88204MA	Case, [MDLA] (18-Bolt) (3-Bolt Dual Solenoid) (4-Bolt Single Solenoid) (Top Vent)	1	
760	88204L	Case, [BMXA] (18-Bolt) (3-Bolt Dual Solenoid) (6-Bolt Dual Solenoid) (Top Vent)	1	
774	88922K	Speed-O Housing, [S24A / A24A / M24A / MDLA / SP7A / MP7A / S4XA] (Aluminum) (20-Teeth) (With 3-Pin Connector) (2-Bolt Sensor Mounted on Top)	1	

CIVIC 4-SP (2 & 3 SHAFT) [A4RA/B4RA/B46A/BDRA/BMXA/ M4RA/S4RA/SLXA/A24A/M24A/S24A/MDLA/MDMA/M4TA/MP7A/SP7A/S4XA/SKWA/MRVA]

ILL#	PART#	DESCRIPTION	QTY	REF #
		HARD PARTS (Cont)		
774	88922LA	Speed-O Housing, [A4RA / M4TA / B4RA / BMXA] (Plastic) (20-Teeth) (With 3-Pin Connector) (Sensor is made into Speed-O-Housing)	1	
774	88922L	Speed-O Housing, [BMXA] (Plastic) (19-Teeth) (With 3-Pin Connector) (Sensor is made into Speed-O-Housing)	1	
795	88948	Nut, [A24A / M24A / S24A] (Mainshaft) (Left Hand Threads)	1	90201-PL4-000
795	88948L	Nut, [A4RA / B4RA / M4TA / MDLA / BMXA / S4XA] (Mainshaft) (Left Hand Threads) (12-Point)	1	90201-P4P-000
796	88949	Nut, [A24A / M24A / S24A] (Secondary Shaft) (Right Hand Threads)	1	90201-P24-J00
796	88949L	Nut, [B4RA / A4RA / MP7A / SP7A / S4XA / BMXA / M4TA MDLA] (Countershaft) (Left Hand Threads)	1	90202-P56-000
796	88950	Nut, [S24A / A24A / M24A] (Countershaft) (.845"ID) (Right Hand Threads)	1	90202-PF4-010
796	88949Q	Nut, [SP7A / MP7A / S4XA] (Countershaft) (Left Hand Thread)	1	
800	88817K	Gear, [S24A / A24A / M24A] (1st) (Mainshaft) (20-Teeth) (1-Groove) (38-Teeth Hub) (1.710" Overall Height)	1	
800	88817L	Gear, [A4RA / B4RA] (1st) (Mainshaft) (20-Teeth) (No Groove) (38-Teeth Hub) (1.890" Overall Height)	1	
800	88817M	Gear, [M4TA / MDLA / BMXA / S4XA] (1st) (Mainshaft) (18-Teeth) (1-Groove) (38 Teeth Hub) (1.875" Overall Height)	1	
800	88817Q	Gear, [SP7A / MP7A] (1st) (Mainshaft) (18-Teeth) (1-Groove) (41-Teeth Hub) (1.755" Overall Height)	1	
801	88825K	Gear, [S24A / A24A / M24A / SP7A / MP7A] (Low) (Countershaft) (52-Teeth) (1-Groove) (4.950"OD) (1.495"ID) (.860" Thick)	1	
801	88825L	Gear, [A4RA] (Low) (Countershaft) (52-Teeth) (No Groove) (4.950"OD) (1.495"ID) (.860" Thick)	1	
801	88825M	Gear, [M4TA / B4RA / MDLA / BMXA / S4XA] (Low) (Countershaft) (49-Teeth) (1-Groove) (4.795"OD) (1.495"ID) (.860"OD Thick)	1	
802	88986K	Gear, [S24A / A24A / M24A] (Low) (Secondary) (52-Teeth) (No Groove) (Left Angle) (2-Holes)	1	
802	88986M	Gear, [M4TA / MDLA / S4XA] (Low) (Secondary Shaft) (49-Teeth) (1-Groove) (Right Angle) (*Also Fits SPXA) (*Has 6-Holes and will Retro Fit With the 2-Hole)	1	
802	88986Q	Gear, [SP7A / MP7A] (Low) (Secondary Shaft) (49-Teeth) (1-Groove) (Right Angle) (With 2-Holes)	1	
803	88816K	Gear, [S24A / A24A / M24A] (2nd) (Mainshaft) (32-Teeth) (No Groove) (2.895"OD) (1.615"ID) (1.325" Tall)	1	
803	88816LA	Gear, [A4RA] (2nd) (Mainshaft) (32-Teeth) (2-Grooves) (2.895"OD) (1.615"ID) (1.325" Tall)	1	
803	88816M	Gear, [M4TA / MDLA / S4XA] (2nd) (Mainshaft) (31-Teeth) (2-Wide Grooves) (2.870"OD) (1.615"ID)	1	
803	88816LB	Gear, [B4RA] (2nd) (Mainshaft) (31-Teeth) (2-Narrow Grooves) (2.895"OD) (1.615"ID) (1.325" Tall)	1	
803	88816Q	Gear, [SP7A / MP7A] (2nd) (Mainshaft) (32-Teeth) (1-Groove) (2.895"OD) (1.615"ID) (1.275" Tall)	1	
803	88816L	Gear, [BMXA] (2nd) (Mainshaft) (32-Teeth) (2-Grooves) (2.895"OD) (1.615"ID) (1.325" Tall)	1	
804	88819K	Gear, [S24A / A24A / M24A] (2nd) (Countershaft) (47-Teeth) (No Groove) (ID Splines are Away From Gear End of Nose) (.240" Deep Bearing Pocket)	1	
804	88819L	Gear, [A4RA / M4TA / B4RA / MDLA / BMXA / S4XA] (2nd) (Countershaft) (47-Teeth) (2-Grooves)	1	
804	88819Q	Gear, [SP7A / MP7A] (2nd) (Countershaft) (47-Teeth) (No Groove)	1	
807	88820K	Gear, [S24A / A24A / M24A] (3rd) (Countershaft) (39-Teeth) (No Groove)	1	
807	88820Q	Gear, [A4RA / SP7A / MP7A] (3rd) (Countershaft) (39-Teeth) (1-Wide Groove)	1	
807	88820M	Gear, [M4TA / MDLA] (3rd) (Countershaft) (41-Teeth) (No Groove)	1	
807	88820L	Gear, [B4RA / BMXA / S4XA] (3rd) (Countershaft) (39-Teeth) (2-Grooves)	1	
809	88826K	Gear, [S24A / A24A] (4th) (Mainshaft) (46-Teeth-Big Gear) (2-Grooves) (22-Teeth-Small Gear) (38-Teeth Hub)	1	

CIVIC 4-SP (2 & 3 SHAFT) [A4RA/B4RA/B46A/BDRA/BMXA/M4RA/S4RA/SLXA/A24A/M24A/S24A/MDLA/MDMA/M4TA/MP7A/SP7A/S4XA/SKWA/MRVA]

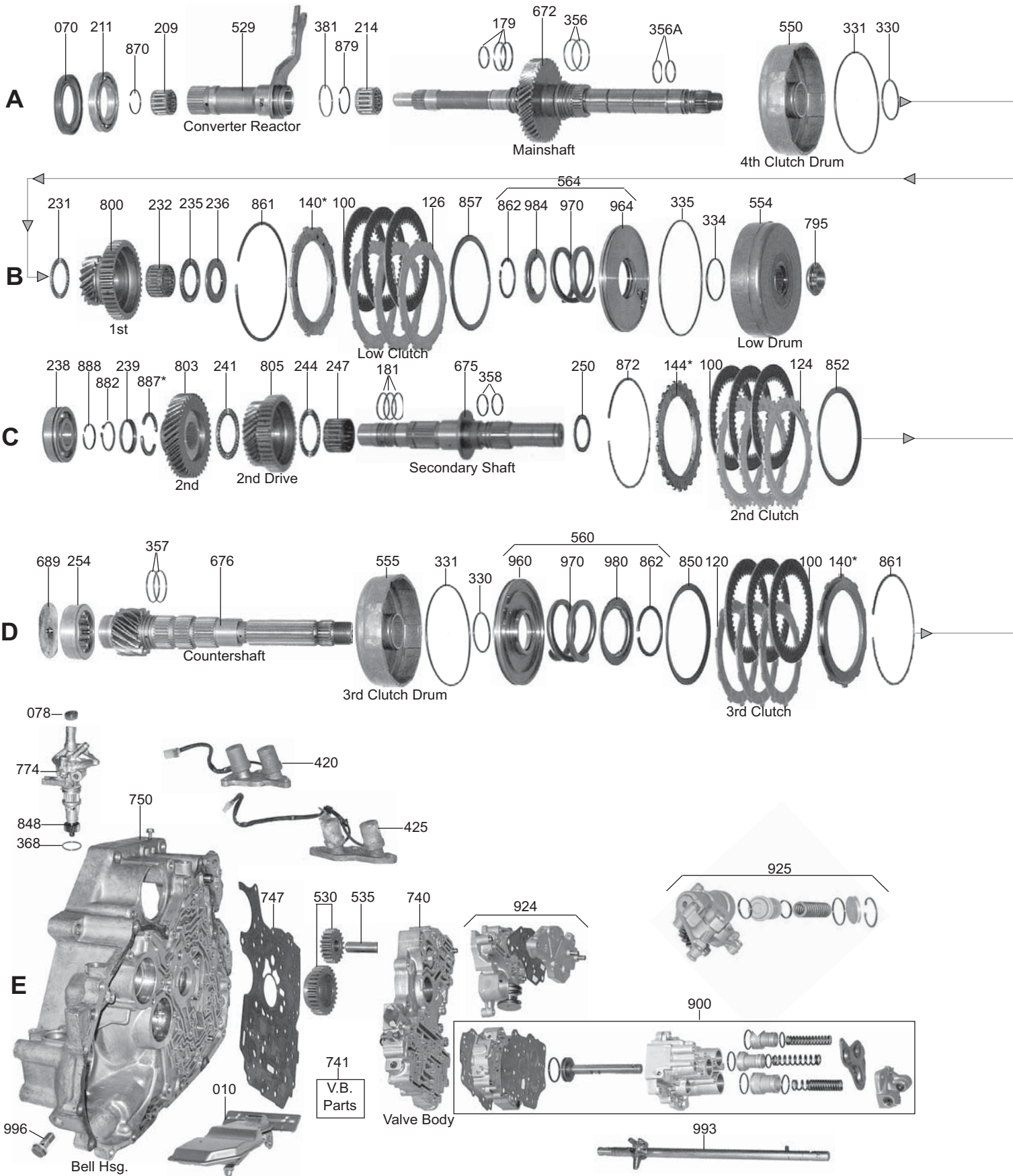
ILL#	PART#	DESCRIPTION	QTY	REF #
		HARD PARTS (Cont)		
809	88826LA	Gear, [A4RA / B4RA] (4th) (Mainshaft) (47-Teeth-Big Gear) (1-Groove) (22-Teeth-Small Gear) (38-Teeth Hub)	1	
809	88826M	Gear, [M4TA / MDLA / BMXA] (4th) (Mainshaft) (45-Teeth-Big Gear) (2-Grooves) (22-Teeth-Small Gear) (38-Teeth Hub)	1	
809	88826KA	Gear, [M24A / SP7A / MP7A] (4th) (Mainshaft) (47-Teeth-Big Gear) (No Groove) (22-Teeth-Small Gear) (38-Teeth Hub)	1	
809	88826L	Gear, [BMXA / S4XA] (4th) (Mainshaft) (46 Teeth-Big Gear) (1-Groove) (22-Teeth-Small Gear) (38-Teeth Hub)	1	
810	88818K	Gear, [A24A / S24A] (Some) (4th) (Countershaft) (31-Teeth) (2-Grooves)	1	
810	88818LA	Gear, [A4RA / B4RA / S4XA] (4th) (Countershaft) (30-Teeth) (1-Groove)	1	
810	88818M	Gear, [M4TA / MDLA] (4th) (Countershaft) (32-Teeth) (2-Grooves)	1	
810	88818Q	Gear, [M24A / S24A / SP7A / MP7A] (4th) (Countershaft) (30-Teeth) (No Groove)	1	
810	88818L	Gear, [BMXA] (4th) (Countershaft) (31-Teeth) (1-Wide Groove)	1	
811	88827K	Gear, [S24A / A24A] (4th) (Secondary Shaft) (31-Teeth) (No Groove)	1	
811	88827M	Gear, [M4TA / MDLA] (4th) (Secondary Shaft) (32-Teeth) (2-Grooves)	1	
811	88827Q	Gear, [M24A / SP7A / MP7A] (4th) (Secondary Shaft) (30-Teeth) (3-Grooves)	1	
811	88827R	Gear, [S4XA] (4th) (Secondary Shaft) (30-Teeth) (1-Groove)	1	
816	88821K	Gear, [S24A / A24A / M4TA / M24A / MDLA / BMXA / SP7A / MP7A / S4XA] (Reverse) (Countershaft) (43-Teeth) (No Groove) (.470" Thick) (4-Wide Notches on Top)	1	
816	88821L	Gear, [A4RA / B4RA] (Reverse) (Countershaft) (43-Teeth) (No Groove) (.485" Thick) (4-Small Notches on Top)	1	
818	88223K	Gear, (Reverse Idler) (27-Teeth)	1	
830	88822K	Selector, (Reverse) (Countershaft) (2.275"OD Where Fork Rides) (Left Angled Teeth on Reverse Side and Pointed Teeth on 4th Gear Side)	1	
835	88822KA	Hub, (Reverse) (Countershaft)	1	
840	88624K	Shift Fork, (Cast # P24)	1	
850	88999C	Cushion, [S24A / A24A / A4RA / B4RA / M24A] (1st / 2nd / 3rd / 4th Clutch) (3.980"OD) (.078" Thick)	1-4	
850	88999CA	Cushion, [S24A / A24A / A4RA / B4RA / M24A] (1st / 2nd / 3rd / 4th Clutch) (3.980"OD) (.070" Thick)	1-4	
850	88999CB	Cushion, [S24A / A24A / A4RA / B4RA / M24A] (1st / 2nd / 3rd / 4th Clutch) (3.980"OD) (.060" Thick)	1-4	
850	88999	Cushion, [M4TA / MDLA / MDMA / MP7A / SKWA / SP7A / S4XA] (1st / 2nd / 3rd / 4th Clutch) (4.200"OD) (.070" Thick) (116mm) (*Waved Replaces Beveled Cushion)	1-4	
850	88999A	Cushion, [M4TA / MDLA] (3rd Clutch) (4.200"OD) (.060" Thick)	1	
850	88999AA	Cushion, [M4TA] (2nd Clutch) (4.200"OD) (.045" Thick)	1	
850	88999CD	Cushion, [BMXA] (1st / 3rd / 4th Clutch) (3.985"OD) (.071" Thick) (*Split Not Solid) (*Wavy Not Dished)	1-3	
853	88999D	Cushion, [S24A / A24A / M24A / SP7A / MP7A / S4XA] (Low / Hold Clutch) (Secondary Shaft) (3.615"OD) (.064"Thick)	1	
853	88999DA	Cushion, [M4TA / MDLA] (Low / Hold Clutch) (Secondary Shaft) (3.615"OD) (.075" Thick)	1	
887	88947K	Split Washer, [S24A / A24A / A4RA / M4TA / B4RA / M24A] (Counter Shaft) (Horse Shoe)	1	
900	88811K	Servo Assembly, [S24A / A24A / M24A] (Cast # P24Y) (With Secondary Valve Body)	1	
900	88811KA	Detent Housing, [S24A / A24A / M24A] [Servo] (Aluminum) (3-Bolt)	1	
900	88811LA	Servo Assembly, [A4RA] (Cast # P4R2) (Secondary Valve Body) (2-Bolt Shift Fork Detent on Top)	1	
900	88811LC	Detent Housing, [A4RA / M4TA] (Servo) (Aluminum) (2-Bolt)	1	
900	88811M	Servo Assembly, [M4TA] (Cast # P4R-1) (Secondary Valve Body) (2-Bolt Shift Fork Detent on Top)	1	
900	88811LB	Servo Assembly, [B4RA] (Cast # P4R4) (Secondary Valve Body) (Uses Built In Housing Shift Fork Detent)	1	
900	88811Q	Servo Assembly, [SP7A / MP7A / S4XA] (Cast # P56) (Secondary Valve Body)	1	
900	88811L	Servo Assembly, [BMXA] (Cast # P497)	1	

CIVIC 4-SP (2 & 3 SHAFT) [A4RA/B4RA/B46A/BDRA/BMXA/ M4RA/S4RA/SLXA/A24A/M24A/S24A/MDLA/MDMA/M4TA/MP7A/SP7A/S4XA/SKWA/MRVA]

ILL#	PART#	DESCRIPTION	QTY	REF #
		HARD PARTS (Cont)		
900	88811MA	Servo Assembly, [MDLA] (Cast # PDM)	1	
924	88899K	Regulator, [S24A / A24A / M24A / SP7A / MP7A / S4XA] (2-Valves In Top Section are Held in by Roll Pins) (*Some have No Cast #), (*Some have Cast # P4P)	1	
924	88899L	Regulator, [A4RA / M4TA / B4RA / MDLA] (1-Valve In Top Section are Held in by Roll Pin) (1-Has a Spring Clip) (Cast # P4R)	1	
924	88899LA	Regulator, [BMXA] (Cast # PLX) 2001-Up	1	
940	88894K	Accumulator Assembly, [S24A / A24A / M24A / SP7A / MP7A / S4XA] (Low / Hold) (In Rear Cover)	1	
960	88741K	Piston, [S24A / A24A / M24A] (1st / 3rd / 4th Clutch) (4.315"OD) (1.589"ID)	1-3	
960	88741Q	Piston, [SP7A / MP7A / S4XA] (2nd Clutch) (4.552"OD) (.318" Thick at Edge)	1	
960	88741L	Piston, [A24A / M24A / S24A] (2nd Clutch) (1.700"ID) (*Also [A4RA / B4RA / BMXA] (1st / 3rd & 4th Clutch)	1-3	
960	88741LA	Piston, [A4RA / B4RA] (1st / 2nd / 3rd / 4th Clutch) (4.315"OD) (1.665"ID) (*Also [S24A / A24A / M24A] 2nd Clutch) (*Also [BMXA] 1st & 4th Clutch)	1-4	
960	88741M	Piston, [M4TA / MDLA / SP7A / MP7A / S4XA] (1st / 3rd / 4th Clutch) (4.555"OD) (1.585"ID)	1-3	
960	88741MA	Piston, [M4TA] (2nd Clutch) (4.555"OD) (1.705"ID)	1	
960	88741LB	Piston, [BMXA] (2nd Clutch) (4.315"OD) (1.665"ID) (.355" Thick)	1	
964	88741KA	Piston, [S24A / A24A / M4TA / M24A / MDLA / SP7A / MP7A / S4XA] (Low / Hold Clutch) (Secondary Shaft) (3.920"OD) (1.340"ID) (.685" Through Center)	1	
970	88744L	Spring, [S24A / A24A / A4RA / M4TA / B4RA / M24A / MDLA] (1st / 2nd / 3rd / 4th Clutch) (2.450"OD) (.238"OD of Wire) (*Also [BMXA] 1st / 3rd & 4th Clutch)	1-4	
970	88744Q	Spring, [S24A / A24A / A4RA / M4TA / B4R4A / M24A / MDLA] (1st / 2nd / 3rd / 4th Clutch) (2.490"OD) (.250"OD of Wire) (*Also [SP7A / MP7A / S4XA] (1st / 3rd / 4th Clutch)	1-4	
970	88744K	Spring, [S24A / A24A / A4RA / M4TA / B4RA / M24A / MDLA] (1st / 2nd / 3rd / 4th Clutch) (2.465"OD) (.268"OD of Wire) (Gold Colored Square Wire)	1-4	
970	88744QA	Spring, [SP7A / MP7A / S4XA] (2nd & 4th Clutch)	1-2	
972	88744QA	Spring, [SP7A / MP7A / S4XA] (2nd & 4th Clutch)	1-2	
974	88744KA	Spring, [S24A / A24A / M4TA / M24A / MDLA / SP7A / MP7A / S4XA] (Low / Hold Clutch) (Return) (Secondary Shaft) (2.125"OD) (1.380" Tall) (.205"OD of Wire)	1	
980	88745K	Retainer, [S24A / A24A / M4TA / M24A / MDLA / MPYA / M5DA / SP7A / MP7A / S4XA] (1st 3rd / 4th Clutch)	1-3	
980	88745L	Retainer, [A4RA / B4RA] (1st / 2nd / 4th Clutch) (2.445"OD) (1.680"ID) (*Also [S24A / A24A / M24A] 2nd Clutch) (*Also [BMXA] 1st / 2nd / 3rd / 4th Clutch)	1-4	
980	88745M	Retainer, [M4TA] (2nd Clutch) (2.445"OD) (1.715"ID) (*Also [SP7A / MP7A / S4XA] 2nd Clutch)	1	
984	88745Q	Retainer, [S24A / A24A / M4TA / M24A / MDLA / SP7A / MP7A / S4XA] (Low / Hold Clutch Spring)	1	
991	88675L	Shift Rod, [S24A / A4RA / B4RA / SP7A / S4XA] (12-5/16") (Welded on Rooster Comb)	1	
991	88675K	Shift Rod, [A24A / M24A / MP7A] (12-5/16" Long) (Rooster Comb Held on by a Pin)	1	
991	88675M	Shift Rod, [M4TA / MDLA / BMXA] (13-1/4" Long) (Welded on Rooster Comb)	1	
995	K88678K	Park Pawl Assembly, [S24A / A24A / A4RA / M4TA / B4RA / M24A / MDLA / BMXA / MP7A / SP7A / S4XA]	1	
996	88280K	Fitting, [S24A / A24A / M24A / MDLA / M4TA / MP7A / SP7A / S4XA / BMX] (Cooler Line) (1-1/2" Long) (Holds Cooler Line to Bell)	1-2	
996	88281K	Fitting, [S24A / A24A / M24A / MDLA / M4TA / MP7A / SP7A / S4XA / BMXA] (Cooler Line) (4-5/8" Long) (Holds Cooler Line to Bell)	1	

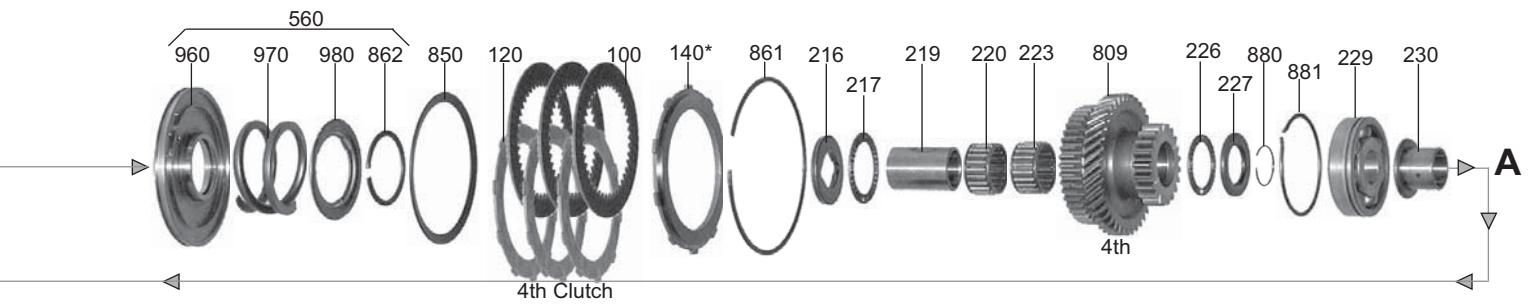
INTEGRA [RO/MPRA]

FWD 4 Speed

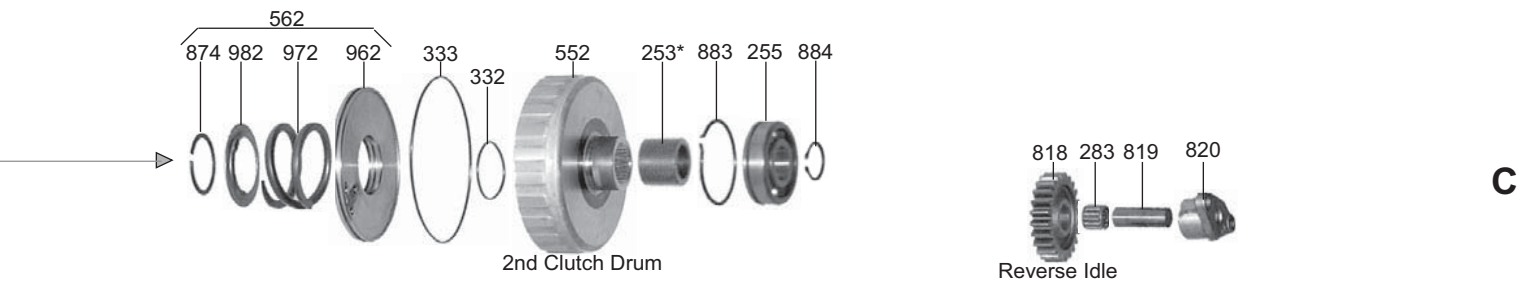


INTEGRA [RO/MPRA]

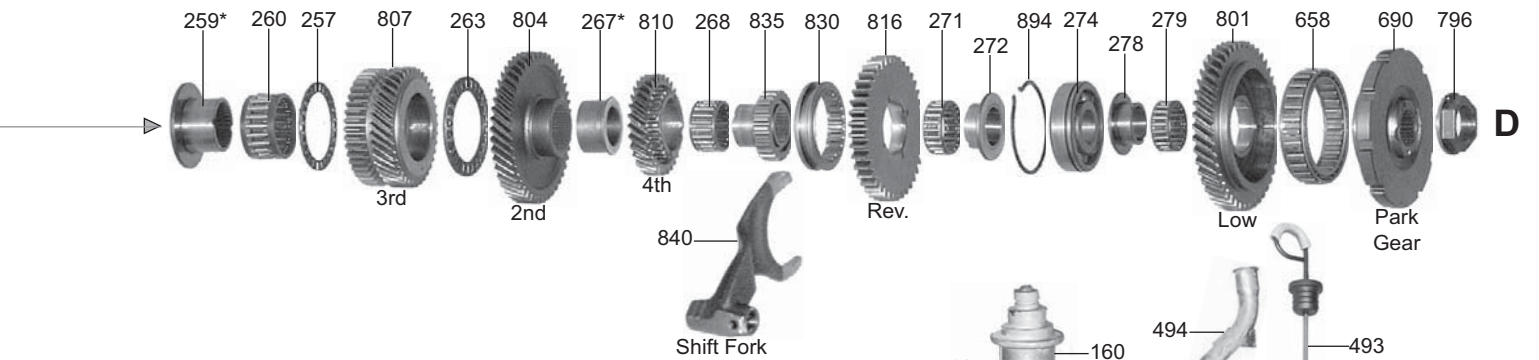
FWD 4 Speed



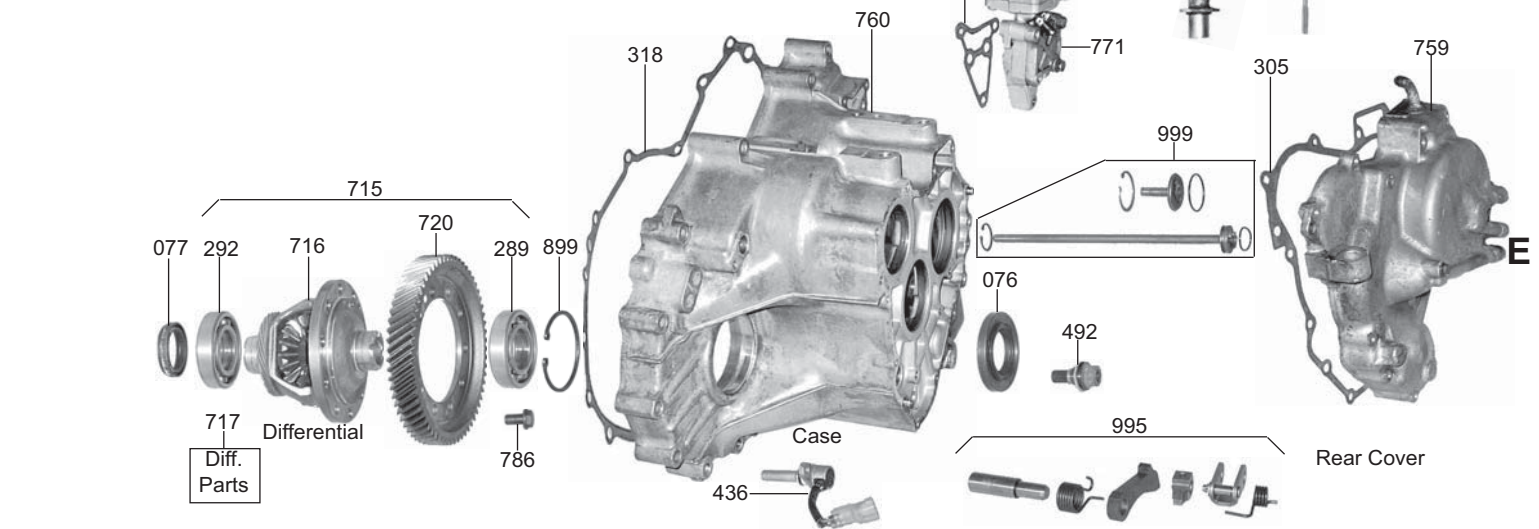
B



C



D



E

INTEGRA [RO/MPRA]

ILL#	PART #	DESCRIPTION	QTY	REF #
		OVERHAUL KIT		
	K88900P	Overhaul Kit, [RO / MPRA] (Integra) 1990-93	1	
		MASTER L/STEEL KIT		
	DK8800P-S	Master L/Steels Kit, [RO / MPRA] (Integra) 1990-93	1	
		MASTER W/STEEL KIT		
	DK8800P	Master W/Steels Kit, [RO / MPRA] (Integra) 1990-93	1	
		FILTERS		
010	88710P	Filter, [RO / MPRA] (Integra) 1990-93	1	25420-PRO-030
	98712AA	Screen, [RO / MPRA] (Some) (Valve Body) (.662"OD) (.315" Thick By Boot)	1	
		BUSHING		
	K88400	Bushing Kit, [RO / MPRA]	1	
		METAL CLAD SEALS		
070	78195	Seal, [RO / MPRA] (Integra) (Front) 1990-93	1	91207-POX-003
076	88151C	Seal, [RO / MPRA] (Right Axle) 1990-93	1	91206-PC8-005
077	88151B	Seal, [RO / MPRA] (Bell Housing Axle Seal) (40 x 56 x 9mm) (Left Axle) 1990-93	1	
		FRICTION CLUTCH		
100	88107A	Friction, [RO / MPRA] (All Clutch Packs) (.077") (41-Teeth)	3-13	22544-PRO-850
		STEEL CLUTCHES		
120	88108	Steel, [RO / MPRA] (3rd & 4th Clutch) (.078" Thick) (10-Teeth) (3.44"ID)	3-9	22543-PF4-000
124	88109	Steel, [RO] (2nd Clutch) (.118" Thick) (24-Teeth) (3.44"ID) 1990	3	22644-PRC-003
124	88109C	Steel, [MPRA] (2nd Clutch) (.079" Thick) (24-Teeth) (3.44"ID) 1991-93	3	22643-PRO-003
126	88108	Steel, [RO / MPRA] (1st Clutch) (.078" Thick) (10-Teeth) (3.44"ID)	3	22543-PF4-003
	88111C	Steel, [RO] (Low / Hold) (.118" Thick) (24-Teeth) (3.44"ID) 1990	3	
	88111B	Steel, [MPRA] (Low / Hold) (.078" Thick) (24-Teeth) (3.44"ID) 1991-93	3	
		CLUTCH PRESSURE PLATES		
140	88715P	Pressure Plate, [RO / MPRA] (1st / 3rd / 4th Clutch) (3.44"ID) (10-Teeth) (Selective) (*Specify Stamped #1 to #10)	1-3	
144	88716P	Pressure Plate, [RO / MPRA] (2nd Clutch) (3.44"ID) (24-Teeth) (Selective) (*Specify Stamped #1 to #9)	1	
		WASHERS & BEARINGS		
209	88450P	Caged Needle Bearing, [RO / MPRA] (Converter Reactor) (Front)	1	
211	88591	Ball Bearing, [RO / MPRA] (Bell Housing to Converter) (2.675"OD) (1.570"ID)	1	
214	88451P	Caged Needle Bearing, [RO / MPRA] (Converter Reactor) (Rear)	1	
216	88404B	Race, [RO / MPRA] (4th Gear to 4th Drum) (Mainshaft)	1	
217	88402B	Thrust Bearing, [RO / MPRA] (Race to 4th Gear) (Mainshaft)	1	
219	88403P	Collar, [RO] (4th Gear) (1.990" Long) (Mainshaft)	1	
219	88403PA	Collar, [MPRA] (4th Gear) (1.830" Long) (Mainshaft)	1	
220	88417A	Caged Needle Bearing, [RO] (Collar to 4th Gear) (Mainshaft)	1	
220	88417B	Caged Needle Bearing, [MPRA] (Collar to 4th Gear) (Mainshaft)	1	
223	88417A	Caged Needle Bearing, [RO / MPRA] (Collar to 4th Gear) (Mainshaft)	1	
226	88402B	Thrust Bearing, [RO / MPRA] (4th Gear to Race) (Mainshaft)	1	
227	88426A	Race, [RO / MPRA] (4th Gear to Wire Snap Ring) (Mainshaft)	1	
229	88420C	Ball Bearing, [RO / MPRA] (Mainshaft to Case) (2.952"OD)	1	
230	88414B	Collar, [RO / MPRA] (Ball Bearing to 1st Gear) (Mainshaft)	1	
231	88424B	Washer, [RO / MPRA] (Collar to 1st Gear) (Mainshaft)	1	
232	88412D	Caged Needle Bearing, [RO / MPRA] (1st Gear) (Mainshaft)	1	
235	88411C	Thrust Bearing, [RO / MPRA] (1st Gear to Low Drum) (Mainshaft)	1	

INTEGRA [RO/MPRA]

ILL#	PART#	DESCRIPTION	QTY	REF #
WASHERS & BEARINGS (Cont)				
236	88418	Race, [RO / MPRA] (1st Gear to Low Drum) (Mainshaft)	1	
238	88990P	Roller Bearing, [RO / MPRA] (Bell Housing to Secondary Shaft)	1	
239	88987P	Race, [RO / MPRA] (Snap Ring to Split Washer) (Secondary Shaft)	1	
241	88402R	Bearing, [RO / MPRA] (2nd Gear to 2nd Drive Gear) (Secondary Shaft)	1	
244	88402R	Thrust Bearing, [RO / MPRA] (2nd Gear Drive to Secondary Shaft)	1	
247	88456P	Caged Needle Bearing, [RO] (2nd Drive Gear to Secondary Shaft)	1	
250	88405P	Race, [RO / MPRA] (2nd Drum to Secondary Shaft)	1	
253	88407P	Collar, [RO] (2nd Drum to Bearing) (Secondary Shaft) (*Specify Thickness .663" to .981")	1	
253	88407PA	Collar, [MPRA] (2nd Drum to Bearing) (1.145" Thick) (Secondary Shaft)	1	
254	88689B	Roller Bearing, [RO / MPRA] (Bell Housing to Countershaft) (2.442"OD)	1	
255	88477P	Roller Bearing, [RO / MPRA] (Case to Secondary Shaft)	1	
257	88402P	Bearing, [RO / MPRA] (Thrust Collar to 3rd Gear) (Countershaft)	1	
259	88408P	Collar With Race, [RO / MPRA] (Counter Shaft to 3rd Gear)	1	
263	88463P	Bearing, [RO / MPRA] (Thrust Collar to 3rd Gear) (Countershaft)	1	
267	88429P	Collar, [RO / MPRA] (2nd to 4th Gear) (Countershaft) (*Specify Thickness .909" to .921")	1	
268	88415P	Caged Needle Bearing, [RO / MPRA] (4th Gear) (Countershaft)	1	
271	88422P	Caged Needle Bearing, [RO / MPRA] (Reverse Gear) (Countershaft)	1	
272	88421P	Collar, [RO / MPRA] (Reverse Gear) (Countershaft)	1	
274	88420B	Ball Bearing, [RO / MPRA] (Countershaft to Case) (2.670"OD)	1	
274	88420C	Ball Bearing, [RO / MPRA] (Mainshaft to Case) (2.952"OD)	1	
278	88421P	Collar W/Race, [RO / MPRA] (Low Gear) (Countershaft)	1-2	
279	88422P	Caged Needle Bearing, [RO / MPRA] (Low Gear) (Countershaft)	1-2	
283	88428A	Caged Bearing, [RO / MPRA] (Reverse Idler) (14-Rollers)	1	
TECHNICAL MANUAL				
	TMACURA-I	Technical Manual, [RO / MPRA] (Integra)	1	
ELECTRICAL COMPONENTS				
420	88953	Solenoid Assembly, [RO / MPRA] (Shift) (On the Outside)	1	28200-PRO-010
425	88954	Solenoid Assembly, [RO / MPRA] (Lock-Up) (On the Outside)	1	
436	88958-P	Speed Sensor, [RO / MPRA]	1	
HARD PARTS				
529	88813P	Converter Reactor, [RO / MPRA]	1	
530	K88201	Pump Gears, [RO / MPRA] (38-Spline Gear) (28-Teeth) (.470" Thick)	1	
550	88815P	Drum, [RO / MPRA] (4th Clutch) (Mainshaft)	1	
552	88736P	Drum, [RO] (2nd Clutch) (Secondary Shaft) (1.455" Nose)	1	
552	88736PA	Drum, [MPRA] (2nd Clutch) (Secondary Shaft) (1.300" Nose)	1	
554	88734C	Drum, [RO / MPRA] (Low Clutch) (Mainshaft)	1	
555	88815P	Drum, [RO / MPRA] (3rd Clutch) (Countershaft) (*Also [RO / MPRA] (4th Clutch) (Mainshaft))	1-2	
SPRAG & ONE WAY CLUTCH				
658	88727B	Sprag, [RO / MPRA] (Low) (Countershaft)	1	
HARD PARTS (Cont)				
672	88802P	Shaft, [MPRA] (Mainshaft) (39-Teeth) (No Groove)	1	
672	88802PA	Shaft, [RO] (Mainshaft) (34-Teeth) (No Groove)	1	
672	88802PB	Shaft, [RO] (Mainshaft) (32-Teeth) (1-Groove)	1	
675	88983P	Shaft, [RO] (Secondary) (.195" Thick Flange)	1	
675	88983PA	Shaft, [MPRA] (Secondary) (.158" Thick Flange)	1	

INTEGRA [RO/MPRA]

ILL#	PART#	DESCRIPTION	QTY	REF #
		HARD PARTS (Cont)		
676	88814P	Countershaft, [RO / MPRA] (14-Teeth)	1	
689	88688	Plate, [RO / MPRA] (Oil Guide)	1	
690	88824A	Gear, [RO / MPRA] (Park) (Countershaft) (10-Lugs) (4-3/8"OD) (3/8" Thick Lugs)	1	
715	88910PB	Differential, [RO] (62-Teeth) (1-Groove) (With Ball Bearings)	1	
715	88910PC	Differential, [RO / MPRA] (62-Teeth) (2-Grooves) (With Ball Bearings)	1	
		VALVE BODY		
740	88200P	Valve Body, [RO / MPRA] (Less Pump Gears)	1	
		HARD PARTS (Cont)		
747	88688P	Plate, [RO] (Valve Body Seperator Plate)	1	
747	88688PA	Plate, [MPRA] (Valve Body Seperator Plate)	1	
750	88701P	Bell Housing, [RO]	1	
750	88701PA	Bell Housing, [MPRA]	1	
759	88202P	Rear Cover W/Tubes, [RO / MPRA]	1	
760	88204P	Case, [RO / MPRA] (Mainshaft)	1	
795	88948	Nut, [RO / MPRA] (Mainshaft) (Left Hand Threads)	1	
796	88950	Nut, [RO / MPRA] (Countershaft) (.845"ID) (Right Hand Threads)	1	90202-PF4-010
800	88817P	Gear, [RO] (1st) (Mainshaft) (17-Teeth) (No Groove)	1	293407
800	88817PA	Gear, [MPRA] (1st) (Mainshaft) (17-Teeth) (1-Groove)	1	
801	88825P	Gear, [MPRA] (1st) (Countershaft) (45-Teeth) (1-Groove)	1	
801	88825G	Gear, [RO] (1st) (Countershaft) (45-Teeth) (4-Grooves)	1	
803	88816P	Gear, [RO] (2nd) (Secondary Shaft) (34-Teeth)	1	
803	88816PA	Gear, [MPRA] (2nd) (Secondary Shaft) (39-Teeth)	1	
803	88816PB	Gear, [RO] (2nd) (Secondary Shaft) (32-Teeth)	1	
804	88819P	Gear, [RO] (2nd) (Countershaft) (40-Teeth) 1990	1	317973
804	88819PA	Gear, [MPRA] (2nd) (Countershaft) (46-Teeth) 1991-93	1	358150
805	88816PC	Gear, [RO] (2nd Drive) (Secondary Shaft) (27-Teeth) (No Groove)	1	
805	88816PD	Gear, [RO] (2nd Drive) (Secondary Shaft) (26-Teeth) (1-Groove)	1	
805	88816PE	Gear, [MPRA] (2nd Drive) (Secondary Shaft) (31-Teeth) (No Groove)	1	
807	88820P	Gear, [RO] (3rd) (Countershaft) (33-Teeth) 1990	1	
807	88820PA	Gear, [MPRA] (3rd) (Countershaft) (38-Teeth) 1991-93	1	358154
809	88826P	Gear, [RO] (4th) (Mainshaft) (40-Teeth) (2.620" Tall)	1	
809	88826PA	Gear, [MPRA] (4th) (Mainshaft) (40-Teeth) (2.450" Tall)	1	
809	88826PB	Gear, [RO] (4th) (Mainshaft) (37-Teeth)	1	
810	88818P	Gear, [RO / MPRA] (4th) (Countershaft) (29-Teeth)	1	
810	88818PA	Gear, [RO] (4th) (Countershaft) (30-Teeth)	1	
816	88821P	Gear, [RO / MPRA] (Reverse) (Countershaft) (40-Teeth)	1	
818	88823B	Gear, [RO / MPRA] (Reverse Idler) (24-Teeth)	1	
830	88822AA	Selector, [RO / MPRA] (Reverse) (Countershaft) (2.275"OD Where Fork Rides) (Left Angled Teeth on Reverse Side) (Pointed Teeth on 4th Gear Side)	1	
835	88822E	Hub, [RO / MPRA] (Reverse) (Countershaft)	1	
840	88624P	Shift Fork, [RO / MPRA]	1	
850	88899	Cushion, [RO / MPRA] (2nd / 3rd / 4th Clutch) (4.200"OD) (.078" Thick) (*Waved Replaces Beveled)	1-3	
880	88601	Wire Snap Ring, [RO / MPRA] (Holds 4th Gear to Mainshaft)	1	
887	88947P	Split Washer, [RO / MPRA] (Secondary Shaft) (.079") (2 Per Pack)	1	
887	88947PA	Split Washer, [RO / MPRA] (Secondary Shaft) (.080") (2 Per Pack)	1	
887	88947PB	Split Washer, [RO / MPRA] (Secondary Shaft) (.081") (2 Per Pack)	1	

INTEGRA [RO/MPRA]

ILL#	PART#	DESCRIPTION	QTY	REF #
		HARD PARTS (Cont)		
887	88947PC	Split Washer, [RO / MPRA] (Secondary Shaft) (.082") (2 Per Pack)	1	
900	88811P	Servo Body Assembly, [RO / MPRA]	1	
924	88899P	Regulator, [RO / MPRA]	1	
925	88894P	Accumulator Assembly, [RO / MPRA] (Secondary Shaft Runs Through Body)	1	
960	88741P	Piston, [RO / MPRA] (Low / 3rd / 4th Clutch) (4.555"OD) (1.585"ID) (*Also [MPRA] 2nd Clutch)	1-4	
962	88741PA	Piston, [RO] (2nd Clutch)	1	
964	88741P	Piston, [RO / MPRA] (Low Clutch)	1	
970	88744P	Spring, [RO / MPRA] (Low / 4th Clutch) (2.450"OD) (.238"OD Of Wire) (*Also [MPRA] 2nd Clutch)	1-3	
970	88744PA	Spring, [RO / MPRA] (3rd Clutch) (2.465"OD) (.268"OD of Wire) (*Gold Colored Square Wire)	1	
972	88744PB	Spring, [RO] (2nd Clutch Return)	1	
972	88744P	Spring, [MPRA] (2nd Clutch Return)	1	
980	88745P	Retainer, [RO / MPRA] (3rd / 4th Clutch) (2.450"OD) (1.600"ID) (*Also [MPRA] 2nd Clutch)	1-3	
980	88745PA	Retainer, [RO / MPRA] (Low Clutch)	1	
982	88745P	Retainer, [RO] (2nd Clutch Return)	1	
982	88745P	Retainer, [MPRA] (2nd Clutch Return)	1	
993	88675P	Shift Rod, [RO / MPRA] (Internal)	1	
995	K88678P	Park Pawl Assembly, [RO / MPRA]	1	
996	88280P	Fitting, [RO / MPRA] (Cooler Line) (1-1/2" Long) (Holds Cooler Line to Bell)	1	
996	88281P	Fitting, [RO / MPRA] (Cooler Line) (4-5/8" Long)	1	

NOTES:

CIVIC CVT [M4VA/MLYA/SLYA/SZCA]

ILL#	PART#	DESCRIPTION	QTY	REF #
		OVERHAUL KITS		
	K88900J	Overhaul Kit, [M4VA / MLYA / SLYA] (CVT) (Civic HX) 1996-04	1	
	K88900JB	Overhaul Kit, [SZCA] (CVT) (Civic Hybrid) 2003-05	1	
		MASTER L/STEEL KITS		
	DK8800J-S	Master L/Steels Kit, [M4VA] (CVT) (Civic HX) 1996-00	1	
	DK8800JA-S	Master L/Steels Kit, [MLYA / SLYS] (CVT) (Civic HX) 2001-04	1	
	DK8800JB-S	Master L/Steels Kit, [SZCA] (CVT) (Civic Hybrid) 2003-05	1	
		MASTER W/STEEL KITS		
	DK8800J	Master W/steels Kit, [M4VA] (CVT) (Civic HX) 1996-00	1	
	DK8800JA	Master W/Steels Kit, [MLYA / SLYA] (CVT) (Civic HX) 2001-04	1	
	DK8800JB	Master W/Steels Kit, [SZCA] (CVT) (Civic Hybrid) 2003-05	1	
		FILTERS		
	88710J	Filter, [M4VA] (CVT) (Civic HX) (Cartridge Type) 1996-00	1	25450-P4V-003
	88710K	Filter, [M4VA] (CVT) (Civic HX) (Flat Type) 1996-00	1	25420-P4V-003
	88710L	Filter, [SYLA] (CVT) 2001-06	1	25420-PLY-003
		BUSHING		
	K88400J	Kit, Bushing, [M4VA / MLYA / SLYA / SZCA] 1996-Up	1	
		METAL CLAD SEALS		
	88550J	Seal, [M4VA / MLYA / SLYA] (Converter Housing) 1996-Up	1	
	88550K	Seal, [SZCA] (Converter Housing) 2003-Up	1	
	88152B	Seal, (Right Axle) (Converter Side) [M4VA / MLYA / SLYA] (Converter Side) (Right Axle) 1996-Up	1	91205-PL3-A02
	88152J	Seal, [SZCA] (Converter Side) (Right Axle) 2003-Up	1	
	88151L	Seal, [M4VA / MLYA / SLYA] (Case Side) (Left Axle) 1996-Up	1	91206-689-005
	88151M	Seal, [SZCA] (Case Side) (Left Axle) 2003-Up	1	
	78197	Seal, [M4VA / MLYA / SLYA / SZCA] (Manual Control Lever) 1996-Up	1	91209-612-003
		FRICTION CLUTCHES		
	88105	Friction, [M4VA / MLYA / SLYA / SZCA] (Forward) (4.325"OD) (.075") (38-Teeth) 96-Up	2	22549-9A9-010
	88107	Friction, [M4VA / MLYA / SLYA / SZCA] (Low) (4.558"OD) (.075") (41-Teeth) 1996-Up	4	22545-PX4-003
	88104	Friction, [M4VA / MLYA / SLYA / SZCA] (Reverse Brake) (5.709"OD) (.079") (24-Teeth) 1996-Up	2-3	22549-P4V-000
		STEEL CLUTCHES		
	88102	Steel, [M4VA / MLYA / SLYA / SZCA] (Forward) (3.230"ID) (.079") (8-Teeth) 1996-Up	2	22543-PC9-000
	88109B	Steel, [M4VA / MLYA / SLYA / SZCA] (Low) (3.44"ID) (.091") (24-Teeth) 1996-Up	5	22644-PRO-003
	88119	Steel, [M4VA / MLYA / SLYA / SZCA] (Reverse Brake) (5.173"ID) (.076") (12-Teeth) 1996-Up	2	22544-P4V-003
	88119A	Steel, [M4VA / MLYA / SLYA / SZCA] (Reverse Brake) (5.173"ID) (.053") (12-Teeth) 2001-up	2	22544-PL4-003
		OIL SEALING RING		
	K88903J	Kit, Sealing Ring, [M4VA / MLYA / SLYA / SZCA] 1996-Up	1	
		GASKET & RUBBER COMPONENTS		
	88500J	Gasket, [M4VA / MLYA / SLYA] (Pan) 1996-Up	1	21814-P4V-000
	88500JB	Gasket, [SZCA] (Pan) 2003-Up	1	
	88506J	Gasket, [M4VA] (Flywheel Housing) 1996-Up	1	
	88506JA	Gasket, [M4VA] (Flywheel Housing) 2001-Up	1	
	88506JB	Gasket, [SZCA] (Flywheel Housing) 2003-Up	1	
	88505J	Gasket, [M4VA] (Intermediate Case) 1996-Up	1	

CIVIC CVT [M4VA/MLYA/SLYA/SZCA]

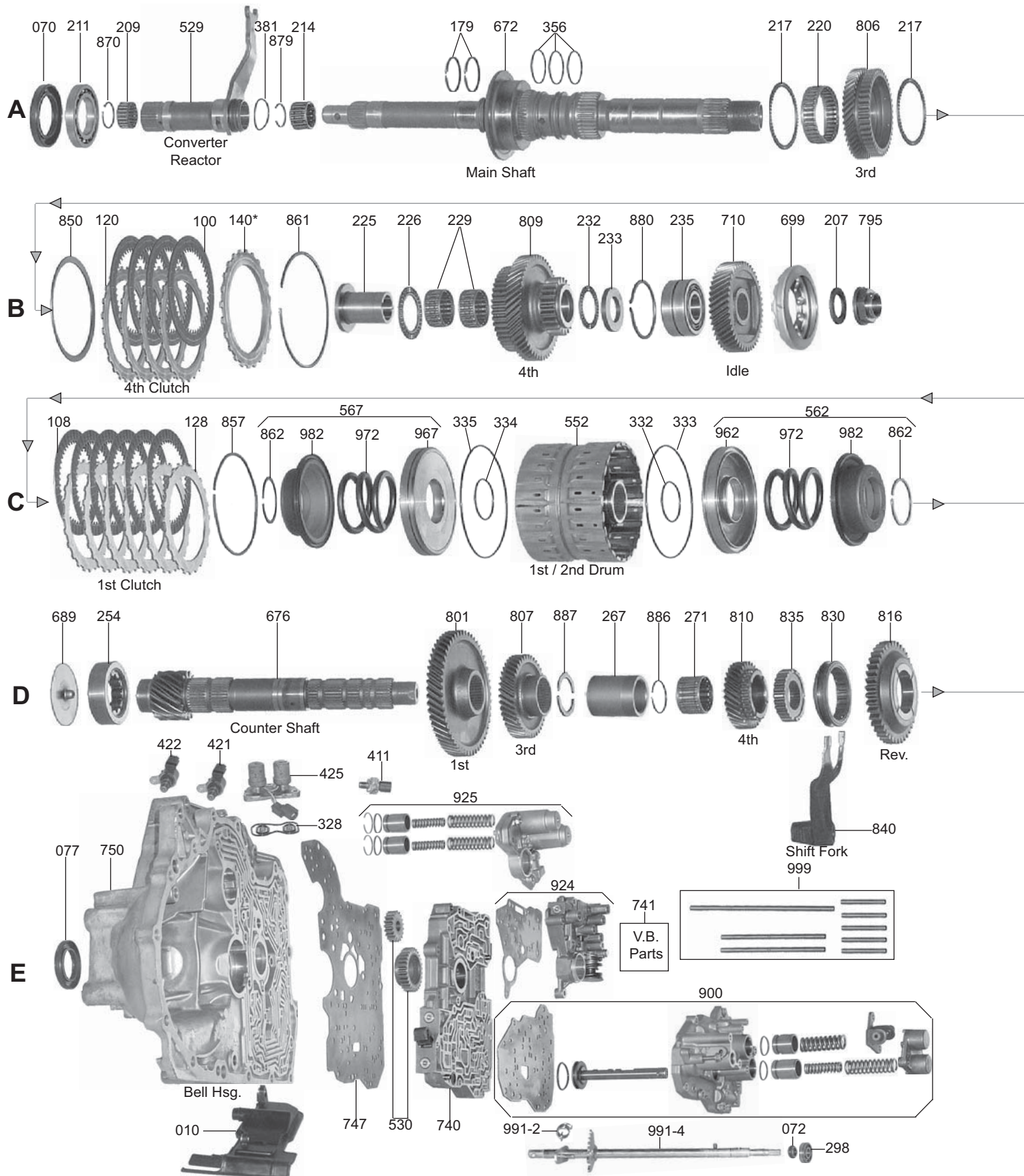
ILL#	PART#	DESCRIPTION	QTY	REF #
		GASKETS & RUBBER COMPONENTS (Cont)		
	88505JA	Gasket, [M4VA] (Intermediate Case) 2001-Up	1	
	88505JB	Gasket, [SZCA] (Intermediate Plate) 2003-Up	1	
	88503J	Gasket, [M4VA] (Side Cover) 1996-Up	1	
	88503JA	Gasket, [M4VA] (Side Cover) 2001-Up	1	
	88503JB	Gasket, [SZCA] (Side Cover) 2003-Up	1	
		HARD PARTS		
740	88200J	Valve Body, [M4VA] (CVT) (4-Switch) (7-Prong Connector) (2-Bolts on Each Switch)	1	
750	88701J	Bell Housing, [M4VA] (CVT) (5-3/8" Top Bolts)	1	
755	88757J	Channel Plate, [M4VA] (CVT) (16-Bolts)	1	
759	88202J	Rear Cover, [M4VA] (CVT) (14-Bolts) (With Tubes) (2-Threaded Bosses)	1	
760	88204J	Case, [M4VA] (CVT) (14-Pan Bolts)	1	
765	88801J	Pan, [M4VA] (CVT) (14-Bolts) (Aluminum) (3-Bolt Filter Bore) (3-Magnets)	1	

NOTES:

HONDA / ACURA (4-SPEED)

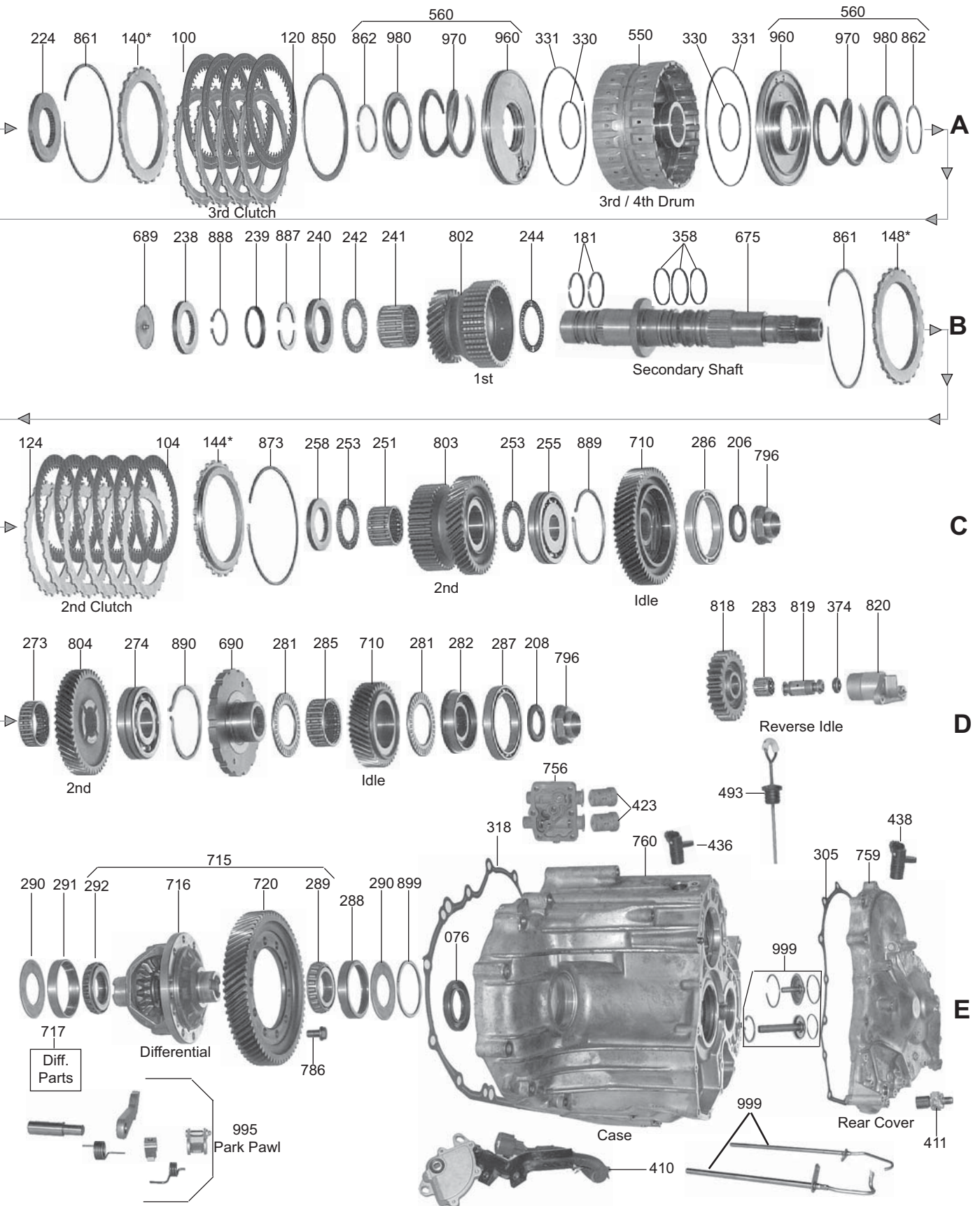
[BAXA/MAXA/B6VA/M6HA/MDWA]

FWD 4 Speed



HONDA / ACURA (4-SPEED) [BAXA/MAXA/B6VA/M6HA/MDWA]

FWD 4 Speed



HONDA / ACURA (4-SPEED)

[BAXA/MAXA/B6VA/M6HA/MDWA]

ILL#	PART#	DESCRIPTION	QTY	REF #
		OVERHAUL KITS		
	K98900E	Overhaul Kit, [BAXA / B6VA / MAXA / MDWA / M6HA] 1997-02 (Prelude>1997-01), (Accord (4-Cyl)>1998-02), (Odyssey>1998), (Isuzu Oasis>1998-99), (Acura (2.3CL)>98-99)	1	
	K98900E-1	Gaskets Only Kit, [BAXA / B6VA / MAXA / MDWA / M6HA] 1997-02	1	
		BONDED PISTON KIT		
	K98940E	Bonded Pistons, [BAXA / B6VA]	1	
		MASTER L/STEEL KIT		
	DK9800E-S	Master L/Steels Kit, [BAXA / B6VA / MAXA / MDWA / M6HA] (Accord (4-Cyl)>1998-02), (Odyssey>1998), (Isuzu Oasis>1998-99), (Acura (2.3CL)>1998-99), (Prelude>1997-01)	1	
		MASTER W/STEEL KIT		
	DK9800E	Master W/Steels Kit, [BAXA / B6VA / MAXA / MDWA / M6HA] (Accord (4-Cyl)>1998-02), (Odyssey>1998), (Isuzu Oasis >1998-99), (Acura (2.3CL)>1998-99), (Prelude>1997-01)	1	
		FILTERS		
010	98710E	Filter, [BAXA / MAXA / B6VA / M6HA / MDWA]	1	25420-P6H-000
	98712A	Screen, (*Some) (In Valve Body) (.570"OD) (.125" Thick Rubber Boot)	1	
	98712AA	Screen, (*Some) (In Valve Body) (.662"OD) (.315" Thick Rubber Boot)	1	
		BUSHING		
	K98400	Bushing Kit, [B6VA / BAXA / M6HA / MPZA / MAXA] (3-Pieces)	1	
		METAL CLAD SEALS		
070	78195	Seal, [BAXA / MAXA / B6VA / M6HA / MDWA] (Converter) (44 x 68 x 8mm) (Counter Clockwise Helix)	1	91207-639-015
072	78197	Seal, [BAXA / MAXA / B6VA / M6HA / MDWA] (Manual Shaft)	1	91209-612-003
	88198	Seal, [BAXA / MAXA / B6VA / M6HA / MDWA] (Throttle Shaft)	1	91201-PA9-003
076	88154	Seal, [BAXA / MAXA / B6VA / M6HA / MDWA] (Case) (Right Axle)	1	91206-PK4-003
076	88152B	Seal, [M6HA / MDWA] (Bell Housing Side) (Left Axle) (35 x 56 x 8mm)	1	91205-PL3-A02
077	88151B	Seal, [BAXA / MAXA / B6VA] (Bell Housing Side) (Left Axle) (40 x 56 x 9mm)	1	91206-PG2-005
		FRICITION CLUTCHES		
100	98101	Friction, [BAXA / B6VA / MAXA / MDWA / M6HA] (3rd / 4th Clutch) (.076") (44-Teeth)	3-6	22544-PX4-013
104	98106E	Friction, [BAXA / B6VA / MAXA / MDWA / M6HA] (2nd Clutch) (.076") (44-Teeth) (4.579"OD)	4-5	22545-P6H-003
108	98101E	Friction, [BAXA / B6VA / MAXA / MDWA / M6HA] (1st Clutch) (.076") (44-Teeth) (4.570"OD)	5-6	22544-P6H-003
119	K98100E	Friction Module, [B6VA / BAXA / MAXA / M6HA / MDWA]	1	
		STEEL CLUTCHES		
120	98113	Steel, [B6VA / BAXA / MAXA / M6HA / MDWA] (3rd Clutch) (.102") (24-Teeth) (3.70"ID)	3	22644-PX4-013
120	98115	Steel, [B6VA / BAXA / MAXA / M6HA / MDWA] (4th Clutch) (.091") (24-Teeth) (3.70"ID)	3	22653-PX4-003
124	98114A	Steel, [MAXA / BAXA / MDWA] (2nd Clutch) (.091") (24-Teeth) (3.595"ID)	5	22543-P6H-901
124	98114	Steel, [B6VA / M6HA] (2nd Clutch) (.063") (24-Teeth) (3.595"ID)	6	22543-P6H-003
128	98111E	Steel, [B6VA / BAXA / MAXA / M6HA / MDWA] (1st Clutch) (.079") (24-Teeth) (3.600"ID)	5	22523-P6H-003
		CLUTCH PRESSURE PLATES		
140	98715E	Pressure Plate, [B6VA / BAXA / MAXA / M6HA] (3rd / 4th Clutch) (Selective) (*Specify Stamped #1 to #9 and Thickness .082" to .114")	1-3	
144	98716E	Pressure Plate, [B6VA / M6HA / MAXA / BAXA] (1st / 2nd Clutch) (24-Teeth) (3.595"ID) (Selective) (*Specify Thickness 2.6mm to 3.4mm)	1-2	
148	98717E	Pressure Plate, [B6VA / M6HA / MAXA / BAXA] (1st Clutch)	1	
		WASHERS & BEARINGS		
206	98401E	Washer, [MPZA / B6VA / BAXA / M6HA] (Under Secondary Shaft Nut)	1-3	

HONDA / ACURA (4-SPEED)

[BAXA/MAXA/B6VA/M6HA/MDWA]

ILL#	PART#	DESCRIPTION	QTY	REF #
		WASHERS & BEARINGS (Cont)		
207	98401E	Washer, [MPZA / B6VA / BAXA / M6HA] (Under Mainshaft Shaft Nut)	1	
208	98401E	Washer, [MPZA / B6VA / BAXA / M6HA] (Under Countershaft Nut)	1	
209	98450	Caged Needle Bearing, [B6VA / BAXA / MAXA / M6HA] (Converter Reactor) (Front) (1.040"OD)	1	
211	98475	Ball Bearing, [B6VA / BAXA / MAXA / M6HA] (Bell Housing to Converter) (2.675"OD)	1	
214	98451E	Caged Needle Bearing, [B6VA / M6HA / BAXA / MAXA] (Converter Reactor to Mainshaft) (Rear)	1	
217	98408E	Thrust Bearing, [BAXA / MAXA / M6HA] (3rd Gear) (Mainshaft) (2.860"OD) (.077" Thick)	2	
220	98452E	Caged Needle Bearing, [B6VA / M6HA / BAXA / MAXA] (3rd Gear) (Mainshaft) (2.375"OD) (.069" Thick)	1	
224	98402E	Race, [M6VA / BAXA / MAXA / M6HA] (3rd Gear) (Mainshaft) (Stepped) (2.835"OD)	1	
225	98403E	Collar W/Race, [B6VA / BAXA / MAXA / M6HA] (4th Gear) (Mainshaft) (1.945") (2.080"OD)	1	
226	98453E	Thrust Bearing, [B6VA / BAXA / MAXA / M6HA] (4th Gear) (Mainshaft) and (2nd Gear) (Secondary) (.097" Thick)	1-3	
229	98454E	Caged Needle Bearing, [B6VA / BAXA / MAXA / M6HA] (4th Gear) (Mainshaft) (1.550"OD) (.693" Thick)	2	
232	98455E	Thrust Bearing, [BAXA / B6VA / MAXA / MPZA / M6HA] (4th Gear) (Mainshaft) (1.800"OD) (.078" Thick)	1	
233	98407E	Race, [B6VA / BAXA / MAXA / M6HA] (4th Gear to Ball Bearing) (.194" Thick) (1.848"OD)	1	
235	98476E	Ball Bearing, [M6HA / BAXA / MAXA / B6VA] (Mainshaft to Case) (1.060" Thick) (2.365"OD)	1	
238	98990E	Roller Bearing, [B6VA / BAXA / MAXA / M6HA] (Secondary Shaft to Bell Housing) (.550") (SE-NK-34x46x14)	1	
239	98987E	Retainer, [B6VA / BAXA / MAXA / M6HA] (Horse Shoe Clips) (Secondary Shaft) (1.74"OD)	1	
240	98408E	Race, [B6VA / BAXA / MAXA / M6HA] (1st Gear) (Secondary Shaft) (2.220"OD) (2.75" Thick)	1	
241	98985E	Caged Needle Bearing, [B6VA / M6HA / BAXA / MAXA] (1st Gear) (Secondary Shaft)	1	
244	98984E	Bearing, [B6VA / M6HA / BAXA / MAXA] (1st Gear) (Secondary Shaft) (Both Sides)	1	
251	98456E	Caged Needle Bearing, [B6VA / M6HA / MAXA / BAXA] (2nd Gear) (Secondary Shaft)	1	
253	98453E	Thrust Bearing, [B6VA / BAXA / MAXA / M6HA] (2nd Gear) (Secondary Shaft) (.097" Thick)	2	
254	98689E	Roller Bearing, [BAXA / MAXA / M6HA / B6VA] (Countershaft to Case) (2.637"OD)	1	
255	98477E	Ball Bearing, [M6HA / BAXA / MAXA / B6VA] (Secondary Shaft to Case) (SCO5855NC)	1	
258	98409E	Race, (2nd Gear to 1st-2nd Drum With Inner Splines) (*Specify Thickness .159" To .175")	1	
267	98404E	Collar, [B6VA / BAXA / MAXA / M6HA] (Horse Shoe Clips to 4th Gear) (Countershaft)	1	
271	98459E	Caged Needle Bearing, [B6VA / BAXA / MAXA / M6HA] (4th Gear) (Countershaft) (1.540"OD)	1	
273	98460E	Caged Needle Bearing, [B6VA / BAXA / MAXA / M6HA] (Reverse Gear to Countershaft)	1	
274	98478E	Ball Bearing, [M6HA / BAXA / MAXA / B6VA] (Countershaft to Case) (Cast # B31-2NX1 or SX06C02NC3)	1	
281	98461E	Thrust Bearing, [B6VA / BAXA / MAXA / M6HA] (Driven Gear) (Countershaft) (Both Sides)	2	
282	98942E	Inner Race, [B6VA / BAXA / MAXA / M6HA] (Driven Transfer Gear to Bearing) (Countershaft)	1	
283	88401B	Caged Needle Bearing, [B6VA / BAXA / MAXA / M6HA] (Reverse Idler) (12-Rollers)	1	
285	98462E	Caged Needle Bearing, [B6VA / BAXA / MAXA / M6HA] (Idler Gear to Countershaft)	1	
286	98479E	Ball Bearing, [B6VA / BAXA / MAXA / M6HA] (Idler Gear to Rear Cover) (Secondary) (Cast # TM8812X1C3)	1	
288 289	98208A	Cone Bearing W/Cup Race, [B6VA / BAXA / MAXA / M6HA] (Differential to Case) (21-Rollers) (3"OD Cup Race) (Bearing Cast # ET-CR-0835ST or ETA-CR-08A72ST) (40 x 76.2 x 16mm) (Cup Race Cast # ET-CR-08A35ST or ETA-CR-0872ST)	1	

HONDA / ACURA (4-SPEED)

[BAXA/MAXA/B6VA/M6HA/MDWA]

ILL#	PART#	DESCRIPTION	QTY	REF #
		WASHERS & BEARINGS (Cont)		
290	98412B	Shim, [B6VA / BAXA / MAXA / M6HA] (Bell to Differential) (41 x 80mm)	1	41381-P7Z-000
290	98412BA	Shim, [B6VA / BAXA / MAXA / M6HA] (Differential to Case) (41 x 76.2mm)	1	41382-P7Z-000
291 292	98208	Cone Bearing W/Cup Race, [B6VA / BAXA / MAXA / M6HA] (Differential to Bell Housing) (20-Roller) (3.15"OD) (Bearing Cast # ET-CR-0834ST or ETA-CR-08A71ST) (40 x 80 x 18.75mm) (Cup Race Cast # ET-CR-08A32ST or ETA-CR-08A71ST)	1	
		GASKETS & RUBBER COMPONENTS		
305	98503E	Gasket, [BAXA / B6VA / M6HA] (Rear Cover) (With 2-Large Ports By Vent) (Accord>1998-99), (Prelude>1997), (Acura CL >1998-99)	1	21812-P6H-000
305	98503EA	Gasket, [BAXA / MAXA / MDWA / M6HA] (Rear Cover) (With 1-Large Port By Vent) (Accord>1999-02), (Prelude >1998-01), (Odyssey>1998), (Oasis>1998-99)	1	
318	98505E	Gasket, [BAXA / MAXA / B6VA / M6HA] (Bell Housing to Case) 1997-00	1	
318	98505EA	Gasket, [BAXA / MAXA / B6VA / M6HA] (Bell Housing to Case) 2001-Up	1	
		TECHNICAL MANUAL		
	TMBAXA	Technical Manual, [BAXA / MAXA / M6HA]	1	ATSG
		ELECTRICAL COMPONENTS		
410	98991E	Neutral Safety Switch, [BAXA / MAXA / M6HA] (2-Bolts to Rear Cover)	1	
411	98958	Sensor, [BAXA / MAXA] (2nd Clutch Pressure) (Screws Into Bell Housing) (Green Connector) (38 PSI)	1	
411	98959	Sensor, [BAXA / MAXA] (Pressure) (Screws Into Rear Cover) (Black Connector) (1-Prong) (33 PSI)	1	
421	98955	Solenoid, [B6VA / BAXA / MAXA / M6HA / MDWA] (Shift "B") (Black Connector) (Bottom Solenoid on Side of Bell Housing)	1	28400-P6H-003
422	98956	Solenoid, [B6VA / BAXA / MAXA / M6HA / MDWA] (Shift "C") (Brown Connector) (Top Solenoid on Side of Bell Housing)	1	28500-P6H-003
423 756	98990	Solenoid Assembly, [BAXA / MAXA / B6VA / M6HA / MDWA] (Linear) (Dual Solenoid Assembly With Solenoid Body on Case)	1	28250-P6H-024
425	88952A	Dual Solenoid, [B6VA / BAXA / MAXA / M6HA / MDWA] (Lock-Up) (Outside Bell at 1:00) (Aluminum Base 3-1/2" Long) (With 2- "D" Shaped O-Rings) (*Can Use 88952)	1	28300-PX4-014
436	98922E	Sensor, [BAXA / MAXA] (On Top of Case) (2-Prong) (Black Connector)	1	
438	98958E	Speed Sensor, [B6VA / BAXA / MAXA / M6HA] (In Rear Cover) (2-Prong) (Black Connector) (.780"OD)	1	
		HARD PARTS		
529	98813E	Converter Reactor, [B6VA / M6HA / BAXA / MAXA] (Cast # P6H) (4.330" Long)	1	
530	K98201	Pump Gears, [B6VA / BAXA / MAXA / M6HA] (38-Spline Gear) (28-Teeth) (.470" Thick)	1	
	98767	Pin, [B6VA / BAXA / MAXA / M6HA] (Pump Gear)	1	
550	98735E	Drum, [B6VA / BAXA / MAXA / B6HA] (3rd / 4th) (Mainshaft) (24-Teeth Steels) (2.548" Thick)	1	
552	98736E	Drum, [B6VA / MAXA / BAXA] (1st / 2nd) (Secondary Shaft) (4.955"OD 2nd Piston) (4.530"OD)	1	
552	98736EA	Drum, [M6HA] (1st / 2nd) (Secondary Shaft) (4.955"OD 2nd Piston) (4.400"OD)	1	
672	98802E	Mainshaft, [B6VA / M6HA / MAXA / BAXA] (14-1/2" Long) (.145" Thick Flange)	1	
675	98983E	Secondary Shaft, [B6VA / BAXA / MAXA] (10-1/2" Long) (.284" Thick Flange) (6-Ring Grooves)	1	
676	98814E	Countershaft, [B6VA / BAXA / MAXA] (15-Teeth) (11-1/2" Long) (7-Sets Splines)	1	
676	98814EA	Countershaft, [M6HA] (14-Teeth) (11-1/2" Long) (7-Sets Splines)	1	
689	98688E	Plate, [B6VA / BAXA / MAXA / M6HA] (Oil) (2.626"OD) (Tin)	1	
689	98688EA	Plate, [B6VA / BAXA / MAXA / M6HA] (Oil) (1.795"OD) (Tin) (Stamped P6H)	1	
690	98824E	Park Gear, [B6VA / BAXA / MAXA / M6HA] (Countershaft) (15-Lugs) (4.402"OD)	1	
699	98843E	Oil Shield, [BAXA / MAXA] (Drive Gear) (Mainshaft) (2-Bolt Tin) (3.475"OD) 1999-Up	1	
710	K98194E	Gear Set, [B6VA / BAXA / MAXA / M6HA] (Transfer) (3-Gear Set) (45-Teeth Mainshaft), (42-Teeth Countershaft), & (59-Teeth Secondary Shaft) (*No Oil Shield on Mainshaft Gear)	1	

HONDA / ACURA (4-SPEED)

[BAXA/MAXA/B6VA/M6HA/MDWA]

ILL#	PART#	DESCRIPTION	QTY	REF #
		HARD PARTS (Cont)		
710	K98194EA	Gear Set, [BAXA / MAXA] (Transfer) (3-Gear Set) 1999-Up (45-Teeth Mainshaft), (42-Teeth Countershaft), & (59-Teeth Secondary Shaft) (Use 2-Bolt Oil Shield #699 on Mainshaft Gear)	1	
715	98910E	Differential Assembly, [B6VA / BAXA / MAXA] (67-Teeth) (No Groove) (No Speed-O)	1	
715	98910EA	Differential Assembly, [M6HA] (67-Teeth) (1-Groove) (23-Teeth Speed-O)	1	
		VALVE BODY		
740	98200E	Valve Body, [B6VA / M6HA / BAXA / MAXA] (Casting P6H)	1	
		VALVE BODY COMPONENTS		
741	98892-02	End Plug With O-Ring, [B6VA / BAXA / MAXA / MDWA / M6HA] (14mm Plug) (*Fits All 4-Speeds With Dual Linear Solenoids)	1	Sonnax
741	98892-01K	End Plug Kit, [B6VA / BAXA / MAXA / MDWA / M6HA] (3) 12mm End Plugs & (1) 14mm End Plug With O-Rings) (*Fits All 4-Speeds With Dual Linear Solenoids)	1	Sonnax
741	98892-01	End Plug With O-Ring, [B6VA / BAXA / MAXA / MDWA / M6HA] (12mm Plug) (*Fits All 4-Speeds With Dual Solenoids)	1	Sonnax
747	98689E	Separator Plate, [B6VA / BAXA / MAXA] (Valve Body) (13-Holes In Pistol Grip Area)	1	
747	98689EA	Separator Plate, [M6HA] (Valve Body) (7-Holes In Pistol Grip Area)	1	
		HARD PARTS (Cont)		
750	98701E	Bell Housing, [B6VA / BAXA / MAXA] (5-1/2" Top Bolts) (Cast # PAX2) (No Speed-O Hole) (16-Bolts to Case) (*Also Fits [BAXA / MAXA] 1998-99 Only)	1	
750	98701EA	Bell Housing, [M6HA] (5-1/2" Top Bolts) (With Speed-O Hole) (16-Bolts to Case) (Cast # P6H)	1	
756	98990	Solenoid Assembly, [BAXA / MAXA / B6VA / M6HA] (Dual Linear)	1	
759	98202E	Rear Cover, [B6VA] (Uses 1- Push In & 1- Screw In Sensor) (*No #410 Switch)	1	
759	98202EA	Rear Cover, [BAXA] (Uses 1- Push In & 1- Screw In Sensor) (Uses 2-Bolt #410 Switch) (Has 2-Large Ports in Rear Cover Gasket Going to the Case Vent) (Cast # 758 & 803)	1	
759	98202EB	Rear Cover, [BAXA] (Cast # PAXT)	1	
759	98202EC	Rear Cover, [MAXA] (Uses 1- Push In & 1- Screw In Sensor) (Uses 2-Bolt #410 Switch) (Has 1-Large Port in Rear Cover Gasket Going to the Case Vent) (Cast # 443)	1	
759	98202ED	Rear Cover, [M6HA] (Uses 1-Push In Sensor) (Uses 2-Bolt #410 Switch)	1	
760	98204E	Case, [B6VA / BAXA / M6HA] (16-Bolts to Bell) (Has 2-Large Ports In Rear Cover Gasket Going to the Case Vent) (*Also Fits [BAXA] 1998-99 Only)	1	
760	98204EA	Case, [BAXA] (16-Bolts to Bell) (1-Large Port In Rear Cover Gasket Going to the Case Vent) 2000-Up	1	
760	98204EB	Case, [MAXA] (16-Bolts to Bell) (1-Large Port In Rear Cover Gasket Going to the Case Vent) 1998-99 Only	1	
795	98948E	Nut, [B6VA / BAXA / MAXA / M6HA] (Mainshaft) (Left Hand Threads)	1	90203-POZ-000
795	98949E	Nut, [BAXA / B6VA / MAXA / M6HA] (Counter & Secondary Shaft) (Right Hand Threads)	2	90201-POZ-000
801	98825E	Gear, [B6VA / BAXA / MAXA / M6HA] (1st) (Countershaft) (54-Teeth)	1	
802	98986E	Gear, [B6VA / M6HA / BAXA / MAXA] (1st) (Secondary Shaft) (28-Teeth) (2.580" Tall)	1	
803	98816E	Gear, [B6VA / M6HA / MAXA / BAXA] (2nd) (Secondary Shaft) (45-Teeth) (Left Angle)	1	
804	98819E	Gear, [B6VA / BAXA / MAXA / M6HA] (2nd) (Countershaft) (49-Teeth) (4.333"OD)	1	
806	98828E	Gear, [B6VA / BAXA / MAXA] (3rd) (Mainshaft) (44-Teeth) (No Groove) (2.400"ID)	1	
806	98828EA	Gear, [M6HA] (43-Teeth) (1-Groove) (2.400"ID)	1	
807	98820E	Gear, [B6VA / BAXA / MAXA] (3rd) (Countershaft) (41-Teeth) (No Groove) (Right Angle)	1	
807	98820EA	Gear, [M6HA] (3rd) (Countershaft) (42-Teeth) (1-Groove) (Right Angle)	1	
809	98826E	Gear, [B6VA / BAXA / MAXA] (4th) (Mainshaft) (50-Teeth) (No Groove) (Left Angle)	1	
809	98826EA	Gear, [M6HA] (4th) (Mainshaft) (49-Teeth) (1-Groove) (Left Angle)	1	
810	98818E	Gear, [B6VA / BAXA / MAXA] (4th) (Countershaft) (31-Teeth) (1.575"ID)	1	
810	98818EA	Gear, [M6HA] (4th) (Countershaft) (32-Teeth) (1-Groove)	1	
816	98821E	Gear, [B6VA / BAXA / MAXA / M6HA] (Reverse) (Countershaft) (41-Teeth) (1.810"ID)	1	

HONDA / ACURA (4-SPEED)

[BAXA/MAXA/B6VA/M6HA/MDWA]

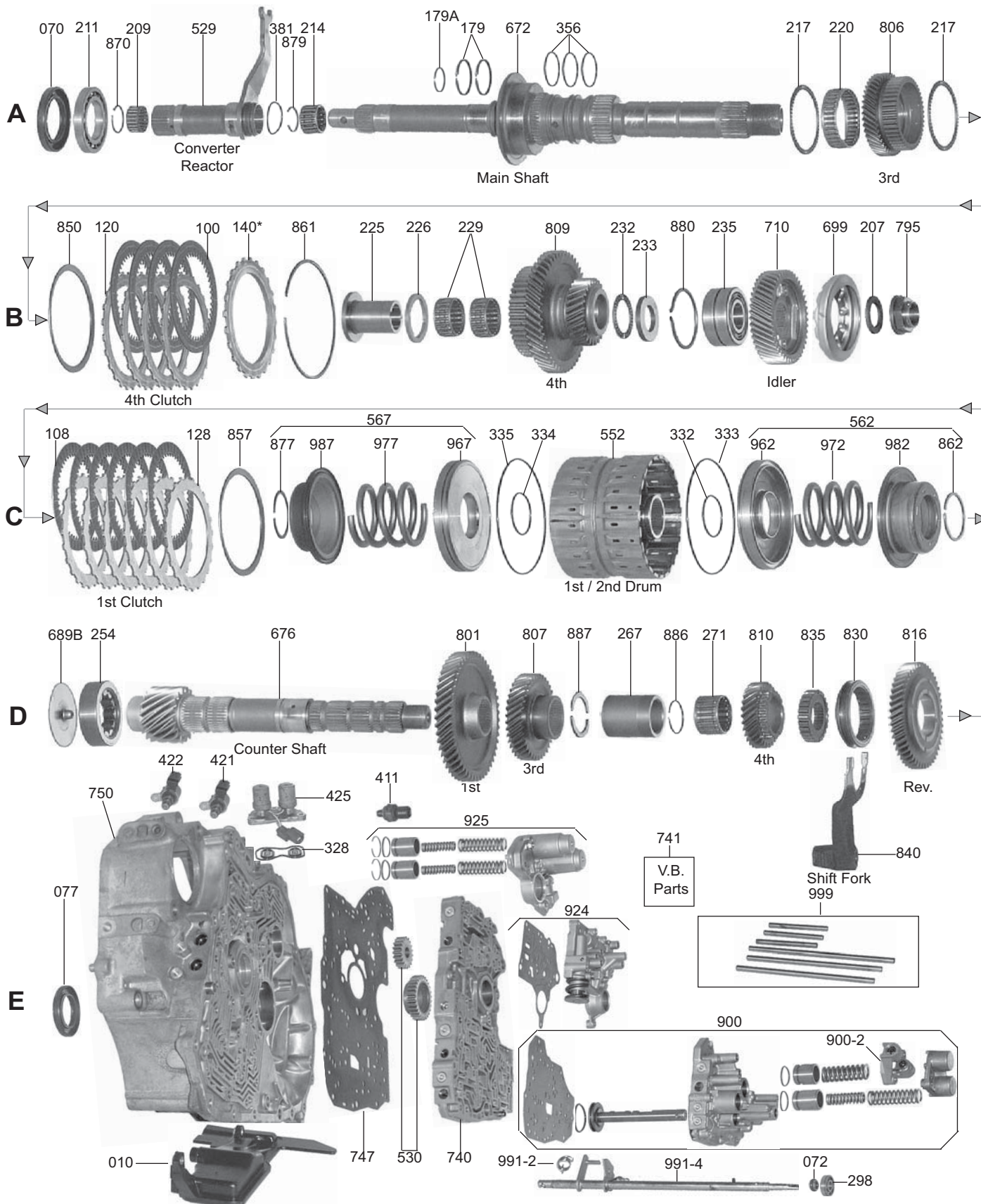
ILL#	PART#	DESCRIPTION	QTY	REF #
		HARD PARTS (Cont)		
818	98223E	Gear, [B6VA / BAXA / MAXA / M6HA] (Reverse Idler) (27-Teeth) (.787"ID)	1	
830	88822M	Selector, [B6VA / BAXA / MAXA / M6HA] (Reverse) (Countershaft)	1	
830	98822	Selector, [MPZA] (Reverse) (Countershaft) (.584" Thick)	1	
835	98822E	Hub, [B6VA / BAXA / MAXA / M6HA] (26-Teeth) (30-Splines) (.473" Thick)	1	
840	98624E	Fork, [B6VA / BAXA] (Cast # PAX)	1	
840	98624EA	Fork, [MAXA / M6HA] (Cast # P6H)	1	
850	88999B	Cushion, [B6VA / BAXA / MAXA / M6HA] (4th) (Mainshaft) (.060" Thick) (4.450"OD) (*Also 3rd Clutch)	1-2	
857	98600E	Waved Ring, [B6VA / M6HA / BAXA / MAXA] (1st Clutch) (4-3/8"OD) (.082" Thick)	1	
881	98601	Wire Snap Ring, [MPZA] (Mainshaft)	1	
887	98947E	Horseshoe Clip, [B6VA / BAXA / MAXA / M6HA] (Pinion Shaft) (1.600" Long) (.187" Wide)	1	
887	98947EA	Horseshoe Clip, [B6VA / BAXA / MAXA / M6HA] (Secondary Shaft) (1.640" Long) (.078" Thick)	1	
900	98911E	Servo Assembly, [B6VA / M6HA / BAXA / MAXA] (Cast # P6H)	1	
924	98899E	Regulator, [B6VA / M6HA / BAXA / MAXA] (Casting P6H) (*Will Retro Fit if Casting is P6H)	1	
925	98894E	Accumulator, [B6VA / MAXA / BAXA] (PAX Casting)	1	
925	98894EA	Accumulator, [M6HA] (P6H Casting)	1	
960	98741E	Piston, [M6VA / BAXA / MAXA / M6HA] (4th) (Mainshaft) (4.705"OD) (.338" Thick at Edge)	1	
962	98741EA	Piston, [B6VA / MAXA / BAXA] (2nd Clutch) (4.528"OD) (.610 Thick)	1	
962	98741EB	Piston, [M6HA] (2nd Clutch) (4.400"OD) (.605" Thick)	1	
967	98741EC	Piston, [B6VA / M6HA / BAXA / MAXA] (1st Clutch) (4.553"OD) (.590" Thick)	1	
970	98744	Spring, [B6VA / BAXA / MAXA / MPZA / M6HA] (1st, 2nd, 3rd & 4th Clutch Return)	1-4	
972	98744E	Spring, [B6VA / M6HA / MAXA / BAXA] (1st Clutch Return) (2.600"OD) (1.775" Thick)	1	
982	98940E	Retainer / Piston, [BAXA / B6VA] (1st & 2nd Clutch) (Inner Bonded) (3.940"OD) (.990" Thick)	1	
982	K98940E	Retainer / Piston Kit, [BAXA / B6VA] (1st & 2nd Clutch) (Inner Bonded) (3.940"OD) (.990" Thick) (*Contains Both Bonded Retainer / Pistons)	1	
982	98940EA	Retainer, [MAXA / M6HA] (1st & 2nd Clutch) (Inner Steel) (3.915"OD)	1	
982	98940EB	Retainer, [M6HA] (2nd Clutch) (Inner Steel) (3.754"OD)	1	

NOTES:

HONDA (4-SPEED)

[B7TA/B7VA/B7XA/B7YA/M7ZA/MPZA]

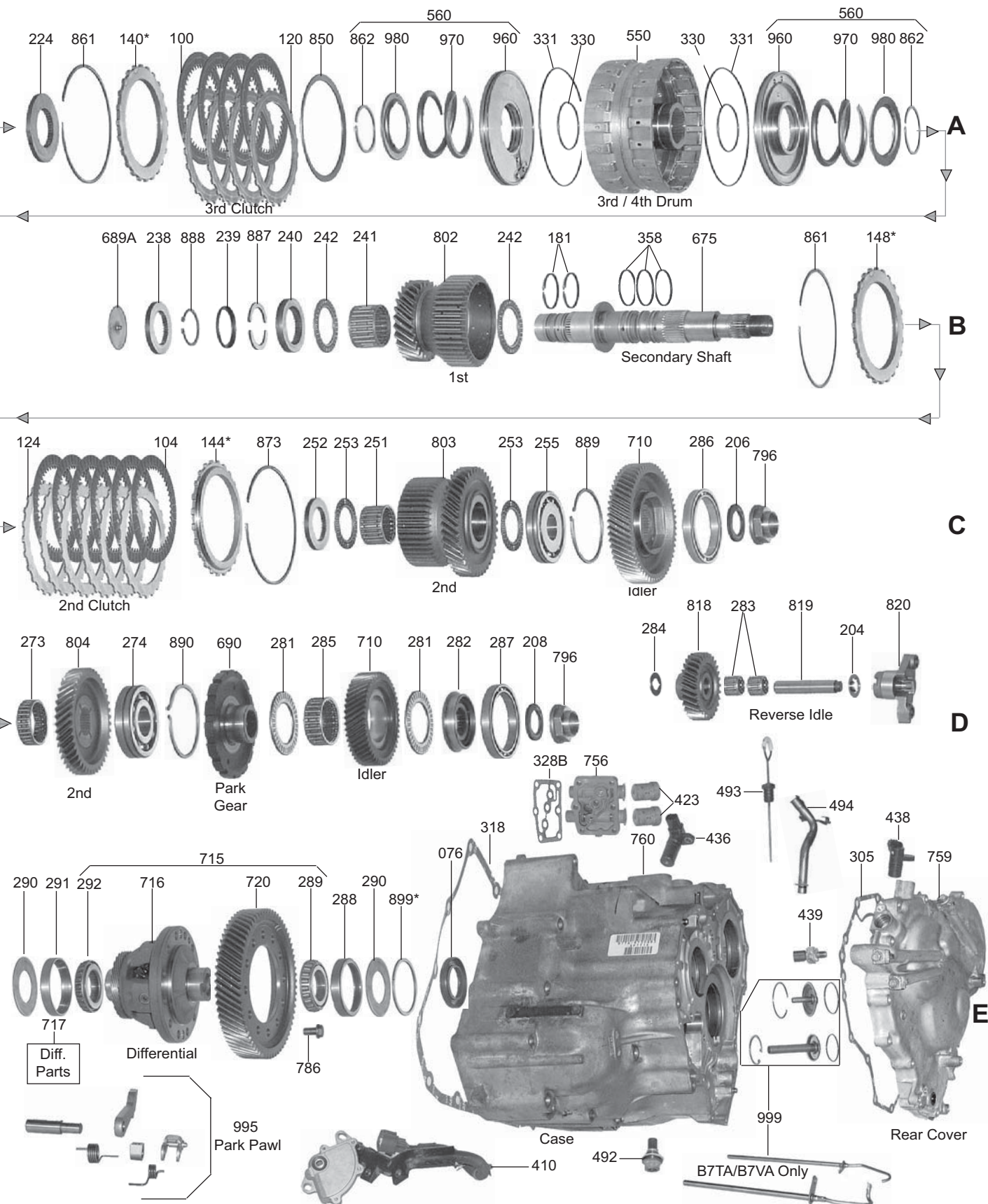
FWD 4 Speed



HONDA (4-SPEED)

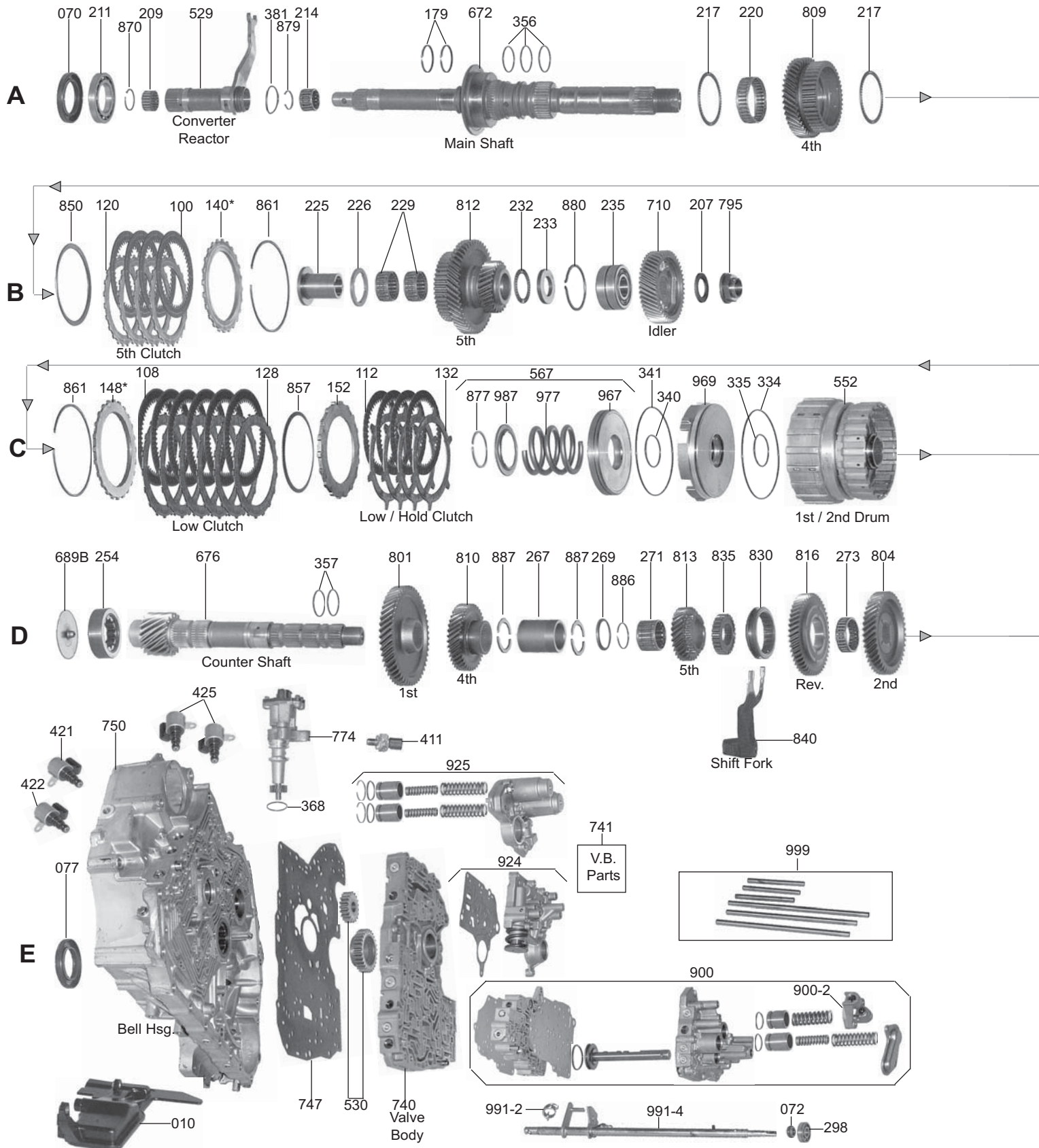
[B7TA/B7VA/B7XA/B7YA/M7ZA/MPZA]

FWD 4 Speed



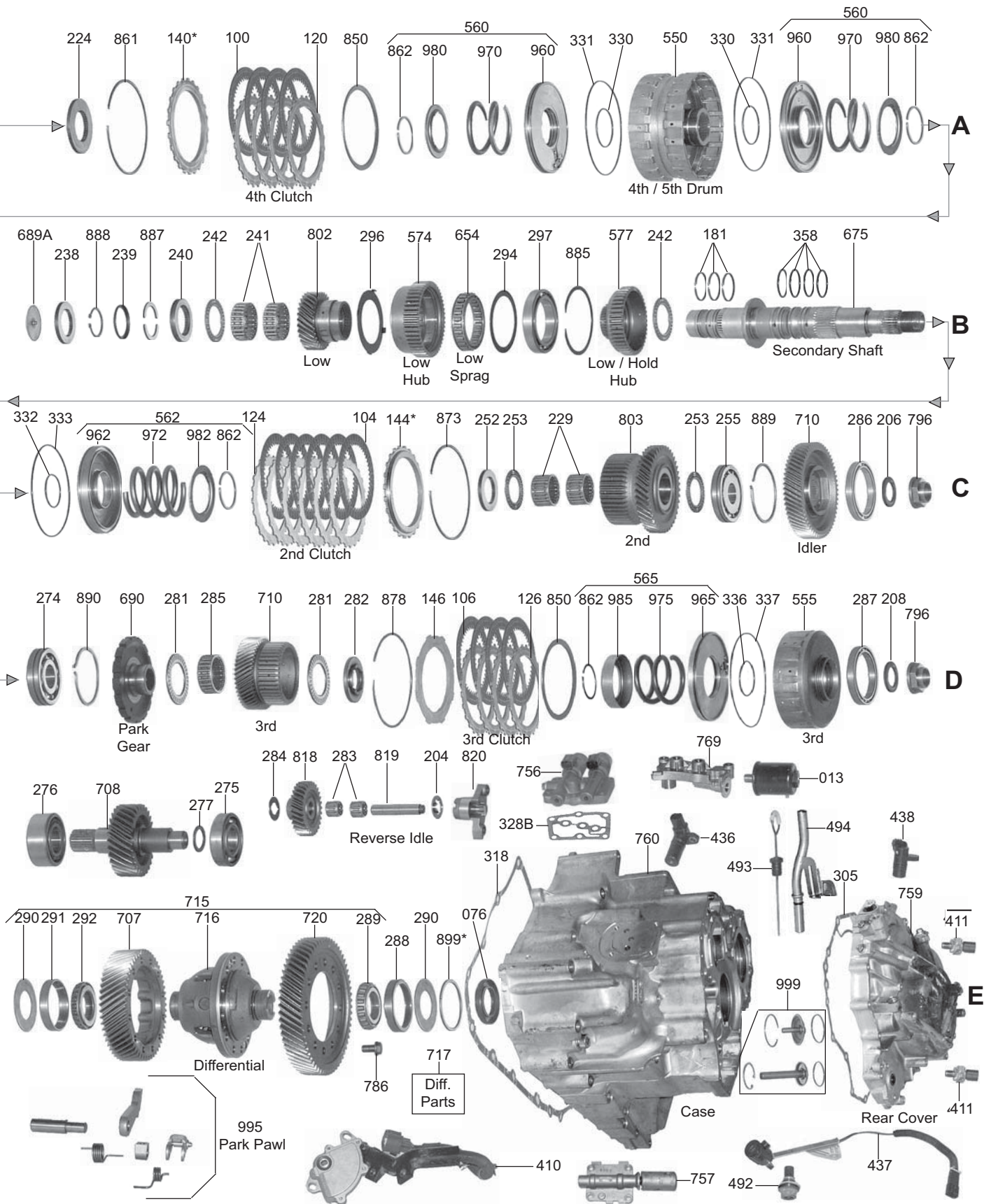
HONDA (5-SPEED)

FWD 5 Speed



HONDA (5-SPEED)

FWD 5 Speed



HONDA (4-SPEED) [B7TA/B7VA/B7XA/B7YA/M7ZA/MPZA] (5-SPEED)

ILL#	PART#	DESCRIPTION	QTY	REF #
		OVERHAUL KITS		
	K98900B	Overhaul Kit, [M7ZA / B7VA / B7XA / B7YA / B7TA] (4-Speed) (Accord (V-6)>1995-02), (Odyssey>1999-01), (Acura (3.0L)>1997-99), (Acura (3.2 L)>1999)	1	
	K98900B-1	Gaskets Only Kit, [BTTA / B7VA / B7XA / B7YA / M7ZA] 1996-02	1	
		***** (5-Speed Kits > Refer to 5-Speed Quick Reference Chart) *****		Page 39
		MASTER L/STEEL KITS		
	DK9800B-S	Master L/Steels, [MPZA] (4-Speed) (Accord (V-6)>1995-97)	1	
	DK9800C-S	Master L/Steels Kit, [B7XA / M7ZA] (4-Speed) (Accord (V-6)>1998-02), (Acura (3.0L)>1997-99)	1	
	DK9800G-S	Master L/Steels Kit, [B7TA / B7YA / B7VA] (4-Speed) (Odyssey>1999-01), (Acura (3.2L)>1999)	1	
		***** (5-Speed Kits > Refer to 5-Speed Quick Reference Chart) *****		Page 39
		MASTER W/STEEL KITS		
	DK9800B	Master W/Steels Kit, [MPZA] (4-Speed) (Accord (V-6)>1995-97)	1	
	DK9800C	Master W/Steels Kit, [B7XA / M7ZA] (4-Speed) (Accord (V-6)>1998-02), (Acura (3.01)>1997-99)	1	
	DK9800G	Master W/Steels Kit, [B7TA / B7YA / B7VA] (4-Speed) (Odyssey>1999-01), (Acura (3.2L)>1999)	1	
		***** (5-Speed Kits > Refer to 5-Speed Quick Reference Chart) *****		Page 39
		FILTERS		
010	98710B	Filter, [MPZA] (4-Speed) (Accord (V-6)>1995-97)	1	25420-P0Z-000
010	98710C	Filter, [M7ZA] (4-Speed) (Acura (3.0L)>1996-97)	1	25420-P7Z-000
010	98710P	Filter, [M7Z A / B7XA / B7TA / B7VA / B7YA] (Plastic) 1998-Up	1	25420-P7X-003
018	98712A	Screen, (Some) (In Valve Body) (.570"OD) (.125" Thick Rubber Boot)	1	
	98712AA	Screen, (Some) (IN Valve Body) (.662"OD) 9.315" Thick Rubber Boot)	1	
		***** (5-Speed Kits > Refer to 5-Speed Quick Reference Chart) *****		Page 39
		BUSHINGS		
	K98400	Bushing Kit, [B7XA] 1998-02	1	
	K121400	Bushing Kit, (5-Speed)	1	
		METAL CLAD SEALS		
070	78195	Seal, (4-Speed) (Converter) (44 x 68 x 8mm) 1995-01	1	
070	121153	Seal, (5-Speed) (Converter) (44 x 68 x 8mm) (* Except Acura MDX & RL) 2001-Up	1	91207-P7Z-003
070	98151	Seal, (5-Speed) (Converter) (46 x 70 x 8mm) (* Acura MDX & RL) 2003-Up	1	
072	78197	Seal, (4 & 5-Speed) (Manual Shaft) 1995-Up	1	91209-612-003
076	98153	Seal, (4 & 5-Speed) (Right Axle) (* Except BCLA , MCLA & MCTA) 1995-Up	1	91207-PH8-005
076	121152A	Seal, (5-Speed) (Right Axle) (* BCLA & MCLA Only) 2003-05	1	91206-PX5-005
076	121152B	Seal, (5-Speed) (Right Axle) (* MCTA Only) 2004-05	1	
077	88151B	Seal, (4 & 5-Speed) (Left Axle) (* Except Civic) 2006-Up	1	91206-PG2-005
077	121151	Seal, (5-Speed) (Left Axle) (Civic) 2006-Up	1	
		FRICTION CLUTCHES		
100	98101	Friction, [B7ZA / B7XA] (1st / 2nd / 3rd / 4th Clutch) (.076") (44 Teeth) (*Also Fits [MFYA / MGHA / MGSA] (4th / 5th Clutch) (*Also Fits [BAYA / BYBA / B7WA / MFYA / MGHA / MGSA / M7WA] (Low Hold Clutch)	4-20	22544-PX4-013
100	98106G	Friction, [BAYA / BYBA / B7WA / MGHA / M7WA] (4th & 5th Clutch) (.076") (44-Teeth) (*Also Fits [B7TA / B7VA / B7YA] (3rd & 4th Clutch)	4-8	22536-639-000
104	98101	Friction, [B7ZA / B7XA] (2nd Clutch) (.076") (44-Teeth)	6	22544-PX4-013
104	121101	Friction, [BGHA / BYBA / MGHA] (2nd Clutch) (.076") (30-Teeth) (5.004"OD) (Hi-Energy)	6	22545-PGH-A02
104	98105G	Friction, [BAYA / B7TA / B7VA / B7WA / B7YA] (1st & 2nd Clutch) (.076") (44-Teeth) (4.30"OD)	6-12	
104	121101	Friction, [MGSA / M7WA] (2nd Clutch) (.076") (30-Teeth) (5.015"OD)	6	22545-PGH-A02

HONDA (4-SPEED) [B7TA/B7VA/B7XA/B7YA/M7ZA/MPZA] (5-SPEED)

ILL#	PART#	DESCRIPTION	QTY	REF #
		FRICITION CLUTCHES (Cont)		
104	121101A	Friction, [MFYA] (2nd Clutch) (.076") (30-Teeth) (5.045"OD) (Turtle Shell)	6	
106	121103A	Friction, [BAYA / BDGA / BGFA / B7WA / M7WA / MFYA / MGFA / MGSA] (3rd Clutch) (.076") (42-Teeth) (4.727"OD)	3-6	
106	121103	Friction, [BGHA / BYBA / MGHA] (3rd Clutch) (.076") (42-Teeth) (4.885"OD) 2000-Up	3-6	22644-PBH-013
108	98105G	Friction, [B7ZA / B7XA] (Low Clutch) (.076") (44-Teeth)	6	22546-PRP-003
108	98106B	Friction, [BAYA / BYBA / BGHA / BGVA / B7WA / MFYA / MGHA / MGSA / M7WA] (Low Clutch) (Hi-Energy) (.076") (49-Teeth)	5	22544-P7W-003
108	98105G	Friction, [B7VA] (Low Clutch) (.076") (44-Teeth)	6	22546-PRP-003
112	98101	Friction, [BAYA / BYBA / B7WA / MFYA / MGHA / MGSA / M7WA] (Low / Hold Clutch) (.076") (44-Teeth) (4.715"OD)	4	22544-PX4-013
		STEEL CLUTCHES		
120	98115	Steel, [B7XA / B7ZA] (3rd Clutch) (.091") (24-Teeth) (3.700"ID) (*Also [MFYA / MGSA] (4th Clutch)	4	22653-PX4-003
120	98116G	Steel, [BAYA / BYBA / B7WA / MGHA / M7WA] (4th Clutch) (.090") (20-Teeth) (3.675"ID) (*Also Fits [B7TA / B7VA] (3rd Clutch)	4-8	22653-P7T-003
120	98116	Steel, [MGHA] (5th Clutch) (.079") (20-Teeth)	4	22543-PY4-003
120	98111	Steel, [B7XA / B7ZA] (4th Clutch) (.079") (24-Teeth)	4	22543-PX4-003
120	98116	Steel, [B7VA] (4th Clutch) (.079") (20-Teeth)	4	22543-PY4-003
124	121112	Steel, [BAYA / BYBA / B7WA / MFYA / MGHA / MGSA / M7WA] (2nd Clutch) (.064") (20-Teeth) (3.753"ID)	6	22543-P7W-003
124	98111	Steel, [B7XA / B7ZA] (2nd Clutch) (.079") (24-Teeth)	6	22543-PX4-003
126	121113	Steel, [BAYA / BDGA / BGFA / B7WA / M7WA / MFYA / MGFA / MGSA] (3rd Clutch) (.091") (24-Teeth)	6	22653-P7W-003
126	121113A	Steel, [BYBA / MGHA] (3rd Clutch) (.091") (20-Teeth) (3.495"ID)	6	22653-PGH-003
128	98111	Steel, [B7XA / B7ZA] (4th Clutch) (.079") (24-Teeth) (*Also Fits [B7XA / B7ZA] (1st & 2nd Clutch) (*Also Fits [MFYA / MGSA] (5th Clutch)	4-16	22543-PX4-003
128	98116	Steel, [BAYA / BYBA / B7WA / MGHA / M7WA] (5th Clutch) (Mainshaft) (.079") (20-Teeth) (*Also Fits [B7TA / B7VA / B7YA] (4th Clutch)	4-8	22543-PY4-003
128	121111	Steel, [BAYA / BYBA / B7WA / MFYA / MGHA / MGSA / M7WA] (Low Clutch) (24-Teeth) (.062") (4.070"ID)	6	22643-P7W-003
128	98111	Steel, [B7XA / B7ZA] (1st Clutch) (.079") (24-Teeth)	6	22543-PX4-003
128	98111G	Steel, [B7TA / B7VA] (1st & 2nd Clutch) (.078" Thick) (20-Teeth) (3.670"ID)	6	22543-P7T-003
132	121114	Steel, [BAYA / BYBA / B7WA / MFYA / MGHA / MGSA / M7WA] (Low / Hold) (.072" Thick) (6-Teeth) (3.675"ID)	4	22673-P7W-003
		CLUTCH PRESSURE PLATES		
140	98715AA	Pressure Plate, [B7ZA / B7XA] (1st / 2nd / 3rd / 4th Clutch) (24-Teeth) (*Also [MFYA / MGSA] 4th / 5th Clutch), (*Also [BAYA / B7WA / MFYA / MGSA / M7WA] (3rd Clutch) (Selective) (*Specify Thickness .082" to .114")	1-4	
140	121132	Pressure Plate, [BAYA / BYBA / B7WA / MGHA / M7WA] (4th / 5th Clutch) (.083") (#1) (*Also Fits [B7TA / B7VA] 3rd / 4th Clutch) (*Specify Thickness .083" to .114")	1-2	22561-P7T-003
144	98715AA	Pressure Plate, [B7ZA / B7XA] (2nd Clutch)	1	
144	121131	Pressure Plate, [B7VA] (2nd Clutch)	1	22551-PX4-003
146	121131	Pressure Plate, [BYBA / MGHA] (3rd Clutch) (.122") (#1) (20-Teeth) (3.672"ID) (*Also Fits [B7VA] 2nd & Low Clutch) (Secondary Shaft) (*Specify Thickness .103" to .134")	1-2	22551-PX-003
146	98715AA	Pressure Plate, [BAYA / B7WA / MFYA / MGSA / M7WA] (3rd Clutch) (Selective) (Specify Thickness .082" to .114")	1	
148	98715AA	Pressure Plate, [B7ZA / B7XA] (1st Clutch)	1	
150	121130	Pressure Plate, [BAYA / BYBA / B7WA / MFYA / MGHA / MGSA / M7WA] (2nd Clutch) (#144) (Selective) (*Specify Stamped #1 to #8) & (Thickness .161" to .193")	1	22551-P7W-003
152	121134	Pressure Plate, [BAYA / BYBA / B7WA / MFYA / MGHA / MGSA / M7WA] (Low Hold Clutch) (24-Teeth) (.200" Thick) (3.672"ID) (*Steps Down in Center)	1	22675-P7W-003

HONDA (4-SPEED) [B7TA/B7VA/B7XA/B7YA/M7ZA/MPZA] (5-SPEED)

ILL#	PART#	DESCRIPTION	QTY	REF #
		WASHERS & BEARINGS		
209	121450	Caged Needle Bearing, (Stator) (Front)	1	
211	98475	Ball Bearing, (Bell Housing to Converter Reactor) (2.675"OD)	1	
214	121451	Caged Needle Bearing, (Mainshaft) (Front)	1	
217	121408	Thrust Bearing, [B7TA / B7VA / B7XA / B7ZA] (3rd Gear to Mainshaft) (2.900"OD) (.097" Thick) (*Also [BAYA / BYBA / B7WA / MFYA / MGHA / MGSA] 4th Gear) (Mainshaft)	1-2	
220	121452	Caged Needle Bearing, [BAYA / BYBA / MFYA / MGHA / MGSA / M7WA] (4th Gear) (Mainshaft)	1	
220	98452B	Caged Needle Bearing, [B7TA / B7VA / B7XA / B7ZA] (3rd Gear) (Mainshaft) (Inner) (2.290"OD) (.710" Thick)	1	
224	121402	Race, [BAYA / BYBA / B7WA / MFYA / MGHA / MGSA / M7WA] (4th Gear to 4th / 5th Drum) (.311" Thick) (Splined ID) (2.875"ID) (*Also Fits [B7TA / B7VA / B7XA / B7ZA] (3rd Gear to 3rd / 4th Drum)	1	
225	121403	Collar, [BAYA / BYBA / B7TA / B7VA / B7WA / B7XA / B7ZA / MFYA / MGHA / MGSA / M7WA] (Mainshaft)	1	
226	121453	Thrust Bearing, [B7TA / B7VA / B7XA / B7ZA] (4th Gear) (Mainshaft) (*Also [B7XA / B7ZA] (2nd Gear) (Secondary) (#253) (.097" Thick) (*Also [BAYA / BYBA / B7WA / MFYA / MGHA / MGSA / M7WA] (5th Gear) (Mainshaft)	1-2	
229	121454	Caged Needle Bearing, [BAYA / BYBA / B7WA / MFYA / MGHA / MGSA / M7WA] (5th Gear) (Mainshaft) & (2nd Gear) (Secondary) (*Also [B7TA / B7VA / B7XA / B7ZA] (4th Gear) (Mainshaft) & (2nd Gear) (Secondary #251)	1-3	
232	98455E	Bearing, [B7TA / B7VA / B7WA / B7XA / B7ZA] (4th Gear) (Mainshaft) (1.800"OD) (.078" Thick) (*Also Fits [BAYA / BYBA / MFYA / MGHA / MGSA / M7WA] (5th Gear) (Mainshaft)	1	
233	98407E	Race, [B7TA / B7VA / B7WA / B7XA / B7ZA] (4th Gear) (Mainshaft) (1.848"OD) (.194" Thick) (*Also [BAYA / BYBA / MFYA / MGHA / MGSA / M7WA] (5th Gear) (Mainshaft)	1	
235	121476	Ball Bearing, [BAYA / BYBA / B7TA / B7VA / B7WA / B7XA / B7ZA / MFYA / MGHA / MGSA / M7WA] (Mainshaft to Case) (2.480"OD) (1.060"ID) (1.100" Thick)	1	
238	121990	Ball Bearing, [BAYA / BYBA / B7WA / MFYA / MGHA / MGSA / M7WA] (Secondary Shaft to Bell)	1	
238	98990E	Roller Bearing, [B7TA / B7VA / B7XA / B7ZA] (Bell to Secondary Shaft) (.550") (Cast # SE-NK-34 x 46 x 14)	1	
239	98987E	Retainer, (Horse Shoe Clip) (Secondary Shaft) (1.740"OD)	1	
240	98408E	Race, (1st Gear) (Secondary Shaft) (2.220"OD) (.275" Thick)	1	
241	98985B	Caged Needle Bearing, [B7TA / B7VA / B7XA / B7ZA] (1st Gear) (Secondary) (1.708"OD) (1.124" Thick)	1	
241	121985	Caged Needle Bearing, (Low Gear) (Secondary Shaft) (1.705"OD) (.775" Wide)	1	
242	121984	Thrust Bearing, (1st Gear) (Secondary Shaft) & (Low / Hold Hub) (.097" Thick)	2	
251	121454	Caged Needle Bearing, [B7TA / B7VA / B7XA / B7ZA] (2nd Gear) (Secondary) (1.083" Thick) (1.540"OD)	1	
252	98418B	Race, [MGHA / B7VA] (2nd Gear) (Secondary Shaft to 1st / 2nd Drum) (2.220"OD) (.272" Thick)	1	
252	121418	Race, (2nd Gear) (Secondary Shaft to 1st / 2nd Drum) (2.165"OD) (.197" Thick)	1	
253	98453B	Thrust Bearing, [MGHA / B7XA] (2nd Gear) (Secondary Shaft) (Both Sides)	1-2	
253	121453	Thrust Bearing, [MGHA / B7XA] (2nd Gear) (Secondary Shaft) (Both Sides)	1-2	
254	88689BA	Caged Roller Bearing, (Countershaft to Bell Housing)	1	
255	121477	Ball Bearing, (Secondary Shaft to Case) (3.300"OD) (1.060"ID) (.744" Thick) (Cast # B27-12NX)	1	
255	98477B	Ball Bearing, [B7ZA / B7XA] (Secondary Shaft to Case) (3.150"OD) (1.060"ID) (.744" Thick) (Cast # B27-9NX)	1	
267	121404	Collar, [MFYA / MGHA / MGSA / M7WA] (4th Gear to 5th Gear) (Countershaft) (1.863" Long)	1	
269	121405	Collar, [BAYA / BYBA / B7WA / MGHA] (Clip Retainer) (1.845"OD) (.305" Thick)	1	
271	121459	Caged Needle Bearing, [B7TA / B7VA / B7WA / B7XA / B7ZA] (4th Gear) (Countershaft) (Inner Gear) (1.007" Thick) (1.580"OD) (*Also [BAYA / BYBA / B7WA / MFYA / MGHA / MGSA / M7WA] (5th Gear) (Countershaft)	1	

HONDA (4-SPEED) [B7TA/B7VA/B7XA/B7YA/M7ZA/MPZA] (5-SPEED)

ILL#	PART#	DESCRIPTION	QTY	REF #
		WASHERS & BEARINGS (Cont)		
273	121460	Caged Bearing, [BAYA / BYBA / B7TA / B7VA / B7WA / B7XA / B7ZA / MFYA / MGHA / MGSA / M7WA] (Reverse Gear to Countershaft) (1.770"OD) (.569" Thick)	1	
274	121478	Ball Bearing, [BAYA / BYBA / B7TA / B7VA / B7WA / B7XA / B7ZA / MFYA / MGHA / MGSA / M7WA] (Countershaft to Case) (2.953"OD) (1.220"ID) (.804" Thick)	1	
275	121480D	Ball Bearing, [MGHA] (Transfer Gear to Case)	1	
276	121481D	Ball Bearing, [MGHA] (Bell Housing to Transfer Gear)	1	
281	121402	Thrust Bearing, (3rd Gear to Race) (.137" Thick) (2.626"OD)	2	
282	121419	Race, [BAYA / BYBA / B7WA / M7WA / MFYA / MGHA / MGSA] (3rd Clutch Drum to 3rd Gear)	1	
282	98942B	Inner Race, [B7TA / B7VA / B7XA / B7ZA] (Idler Gear) (Countershaft to Ball Bearing) (2.595"OD)	1	
283	121401	Caged Needle Bearing, (Reverse Idler) (12-Rollers)	2	
285	98462B	Caged Needle Bearing, (Idler Gear to Countershaft) (1.925"OD) (.730" Thick)	1	
286	121479	Ball Bearing, (Idler Gear to Rear Cover) (.391" Thick) (3.485"OD) (2.555"ID)	1	
287	121480	Ball Bearing, [BAYA / BYBA / B7WA / M7WA / MGHA / MGSA] (3rd Clutch Drum to Rear Cover)	1	
287	98480B	Ball Bearing, [B7TA / B7VA / B7XA / B7ZA] (End Clutch Drum to Rear Cover) (.390" Thick) (17-Balls)	1	
287	121480A	Ball Bearing, [MFYA] (3rd Clutch Drum to Rear Cover) (.312" Thick) (3.290"OD) (2.260"ID) (21-Balls)	1	
289	98208	Bearing, (Differential) (40 x 80 x 13.70mm) (Bearing & Cup Cast # ETA-CR-08A71ST)	1	91121-P6H-013
289	98208A	Bearing, (Differential) (40 x 76.25 x 12.95mm) (Bearing & Cup Cast # ETA-CR-08A72ST)	1	91122-P6H-013
289	98208B	Bearing, (Differential) (40 x 80 x 13.95mm) (Bearing & Cup Cast # ETA-CR-08A79ST)	1	91121-P7V-J02
289	98208C	Bearing, (Differential) (40 x 81 x 12.45mm) (Bearing Cast # ETA-CR-08A80ST) (Cup Cast # ETA-CR-09A14ST)	1	91122-P7V-J02
289	98208D	Bearing, (Differential) (45 x 80 x 13.90mm) (Bearing Cast # ETA-CR-09A46ST) (Cup Cast # ETA-CR-08A79ST)	1	91121-P7T-305
289	98208E	Bearing, (Differential) (45 x 81 x 12.45mm) (Bearing Cast # ETA-CR-09A23ST) (Cup Cast # ETA-CR-09A14ST)	1	91124-PGH-305
289	98208F	Bearing, (Differential) (40 x 80 x 15.90mm)	1	91006-PG4-003
289	98208G	Bearing, (Differential) (40 x 76 x 14.20mm)	1	91122-PK4-013
289	121208	Bearing, (Differential) (45 x 80 x 21.25mm) (Bearing Cast # ETA-CR-09A44-1) (5-Speed) (Cup Cast # ETA-CR-09A44ST)	1	91121-PYB-003
289	121208A	Bearing, (Differential) (45 x 81 x 17.50mm) (Bearing Cast # ETA-CR-0943ST) (5-Speed) (Cup Cast # ETA-CR-09A43ST)	1	91122-PYB-003
289	121208B	Bearing, (Differential) (45 x 85 x 19.70mm) (5-Speed)	1	91122-RDK-003
289	121208C	Bearing, (Differential) (45 x 87 x 24.75mm) (5-Speed)	1	91120-RJF-T01
289	121208D	Bearing, (Differential) (45 x 85 x 24.70mm) (5-Speed)	1	91122-RJF-T02
289	121208E	Bearing, (Differential) (40 x 76.20 x 17.50mm) (4 & 5-Speed)	1	91122-PRP-003
289	121208F	Bearing, (Differential) (40 x 80 x 20.25mm) (4 & 5-Speed)	1	91121-RFK-013
289	121208G	Bearing, (Differential) (40 x 76.20 x 19mm) (4 & 5-Speed)	1	91122-RFK-013
289	121208H	Bearing, (Differential) (45 x 87 x 23.25mm) (5-Speed)	1	91120-RJB-003
289	121208J	Bearing, (Differential) (40 x 80 x 21.75mm) (5-Speed)	1	91121-RZH-003
289	121208K	Bearing, (Differential) (40 x 76.20 x 20.50mm) (5-Speed)	1	91122-RZH-003
289	121208L	Bearing, (Differential) (45 x 87 x 24.75mm) (5-Speed)	1	91120-R36-005
289	121208M	Bearing, (Differential) (45 x 85 x 24.70mm) (5-Speed)	1	91122-R36-005
290	121412	Spacer, (Differential) (46 x 85mm) (Fits 45 x 85mm Bearing)	1	41382-R36-000
290	121412A	Spacer, (Differential) (46 x 87mm) (Fits 45 x 87mm Bearing)	1	41381-RJF-T00
290	98412B	Spacer, (Differential) (41 x 80mm) (Fits 40 x 80mm Bearing)	1	41381-P7Z-000
290	98412BA	Spacer, (Differential) (41 x 76.22mm) (Fits 40 x 76.2mm Bearing)	1	41382-P7Z-000
290	98412BB	Spacer, (Differential) (41 x 81mm) (Fits 40 x 81mm Bearing)	1	41382-P7V-J00

HONDA (4-SPEED) [B7TA/B7VA/B7XA/B7YA/M7ZA/MPZA] (5-SPEED)

ILL#	PART#	DESCRIPTION	QTY	REF #
WASHERS & BEARINGS (Cont)				
290	98412BC	Spacer, (Differential) (46 x 80mm) (Fits 45 x 80mm Bearing)	1	41381-P7T-000
290	98412BD	Spacer, (Differential) (46 x 81mm) (Fits 45 x 81mm Bearing)	1	41382-P7T-000
294	121432	Shim, [BAYA / BYBA / B7WA / MFYA / MGHA / MGSA / M7WA] (Low Sprag to Ball Bearing) (Secondary)	1	
296	121433	Race, [BAYA / BYBA / B7WA / MFYA / MGHA / MGSA / M7WA] (Low Sprag Retainer) (4-Tab) (Tin)	1	
297	121481	Ball Bearing, [BAYA / BYBA / B7WA / MFYA / MGHA / MGSA / M7WA] (Low Gear to Low / Hold Clutch Hub) (Secondary)	1	
GASKETS & RUBBER COMPONENTS				
305	98503B	Gasket, [B7XA] (Rear Cover to Case) 1998-02	1	
305	98503BA	Gasket, [B7TA / B7VA] (Rear Cover to Case) 1999-01	1	
318	98505B	Gasket, [B7TA / B7VA / B7XA / B7YA / B7ZA / M7ZA] (Bell Housing to Case)	1	21811-P7Z-000
328	98504	Gasket, (Linear Solenoid) [*Fits most Dual Linear Solenoids] 1998-Up	1	
ELECTRICAL COMPONENTS				
410	121991	Neutral Switch, [BAYA / BYBA / B7WA / MFYA / MGHA / MGSA / M7WA] (21" Wire Harness) (10-Prong Connector)	1	
410	98991B	Neutral Switch, [B7TA / B7VA / B7XA] (17" Long Wire Harness) (10-Prong Connector)	1	
411	98959	Pressure Switch, (Screws In) (Black Connector) (1-Prong) (33 PSI)	1	
411	98958	Pressure Switch, (Screws In) (Green Connector) (1-Prong) (38 PSI)	1	
411	98960	Pressure Switch, (Screws In) (Beige Connector) (1-Prong) (27 PSI)	1	
421	98955	Solenoid, [B7TA / B7VA / B7XA / B7ZA] (Black Connector)	1	28400-P6H-003
422	98956	Solenoid, [B7TA / B7VA / B7XA / B7ZA] (Brown Connector)	1	28500-P6H-003
423	98990	Solenoid Assembly, (Linear) (Dual Solenoid Assembly With Aluminum Body) (On the Case)	1	28250-P6H-024
	98990WH	Repair Harness, (4-Speed & 5-Speed) (Fits Most Linear & On/Off Solenoids)	1	
425	98954	Dual Solenoid, [B7TA / B7VA / B7XA / B7ZA] (Lock-Up & Shift) (Outside Bell at 1:00) (Aluminum Base)	1	28200-POZ-003
436	121922	Sensor, Input (ISS) & Output (OSS), (ISS -Acura TL, RL, MDX, Honda Civic Hybrid, CR-Z w/CVT, Odyessy, Pilot, Ridgeline 2007-11), (OSS -Honda Element, CRV 2007-11)	1	
436	121922A	Sensor, Input (ISS) & Vehicle Speed (VSS), (ISS -Honda Element, CRV 2007-11), (VSS -Honda Accord, 6-Spd MT 2008-11), (ISS & VSS -Honda CRV, Insight 2011-12)	1-2	
436	98922B	Sensor, [B7TA / B7VA / B7XA / B7ZA] (2-Prong) (With Brass Tip) (on Case)	1	28810-P7Z-004
437	121952	Sensor, (Temp) [BAYA / BYBA / B7WA / MFYA / MGHA / MGSA / M7WA] (15-1/2") (2-Prong Connector)	1	
438	121958	Sensor, [BAYA / BYBA / B7WA / M7WA / MFYA / MGSA] (Rear Cover) (3-Prongs) (2.715" Long) (*Also Fits [BYBA / B7WA / MFYA / MGHA / MGSA / M7WA] (#436 on Case)	1	
438	121958A	Sensor, Output Speed, (Acura TL, RL, MDX, Honda Odyssey, Pilot, Ridgeline 2007-11)	1	
438	98922B	Sensor, [B7TA / B7VA / B7XA / B7ZA / MGHA] (Rear Cover) (2-Prongs) (2.325" Long)	1	28810-P7Z-004
*****SEE CHART FOR 5-SPEED SOLENOID APPLICATIONS*****				Page 40
HARD PARTS				
529	121813	Tube, (Stator) (P7Z Casting) (2.220" Long) (1.142"ID)	1	
530	K98201	Pump Gear, (38-Spline Gear) (28-Teeth) (.470" Thick)	1	
550	121735	Drum, [BAYA / BYBA / B7WA / MGHA / M7WA] (4th / 5th Clutch) (20-Teeth) (2.795" Wide) (5.395"OD) (*Also Fits [B7TA / B7VA] 3rd / 4th Clutch)	1	
550	98735B	Drum, [B7XA / B7ZA] (3rd / 4th Clutch) (2.805" Wide) (5.150"OD) (The Hub on the 4th Clutch Side Where #862 Snap Rings Rides is Stepped From 1.855"OD to 1.690:OD)	1	
550	98735BA	Drum, [B7TA] (3-4 Clutch) (24-Teeth Steels) (2.805" Wide) (5.150"OD) (The Hub on the 4th Clutch Side Where #862 Snap Ring Rides is not Stepped and is 1.855"OD)	1	
552	121736	Drum, [BAYA / B7WA / MGSA / M7WA] (1-2 Clutch) (Secondary Shaft) (5.425"OD on 2nd Clutch Side) (5.770"OD on Low Clutch Side) (4.060" Wide)	1	
552	121736A	Drum, [BYBA / MGHA] (1-2 Clutch) (Secondary Shaft) (5.425"OD on 2nd Clutch Side) (5.770"OD on Low Clutch Side) (4.196" Wide)	1	
552	98736B	Drum, [B7ZA / B7XA] (1-2 Clutch) (Secondary Shaft) (5.160"OD)	1	

HONDA (4-SPEED) [B7TA/B7VA/B7XA/B7YA/M7ZA/MPZA] (5-SPEED)

ILL#	PART#	DESCRIPTION	QTY	REF #
		HARD PARTS (Cont)		
552	98736BA	Drum, [B7TA / B7VA] (1st / 2nd Clutch) (Secondary Shaft) (5.380"OD)	1	
552	121736AA	Drum, [MFYA] (1-2 Clutch) (Secondary Shaft) (5.400"OD on 2nd Clutch Side) (5.770"OD on Low Clutch Side) (4.060" Wide)	1	
555	121815	Drum, [BAYA / B7WA / M7WA / MGSA] (3rd Clutch) (5.205"OD)	1	
555	121815A	Drum, [BYBA / MGHA] (3rd Clutch) (5.330"OD)	1	
555	121815AA	Drum, [MFYA] (3rd Clutch) (5.150"OD)	1	
565	K121741	Piston Kit, [BYBA / MGHA] (4.865"OD Piston)	1	
574	K121943	Hub, [BAYA / BYBA / B7WA / MFYA / MGHA / MGSA / M7WA] (Low Clutch) (With Outer Sprag Race) (Secondary) (*Includes Sprag)	1	
577	121942	Hub, [BAYA / BYBA / B7WA / MFYA / MGHA / MGSA / M7WA] (Low / Hold Clutch) (Secondary Shaft)	1	
654	77725	Sprag, [BAYA / BYBA / B7WA / MFYA / MGHA / MGSA / M7WA] (Low) (Secondary Shaft) (26-Elements)	1	
672	121802	Mainshaft, [BAYA / BYBA / B7WA / MFYA / MGHA / MGSA / M7WA] (15-3/4") (.770" Wide Race for #220) (Flange is .134" Thick)	1	
672	98802B	Mainshaft, [B7TA / B7VA / B7XA / B7ZA] (15-3/4" Long) (.650" Wide Race For # 220) (Flange is .134" Thick)	1	
675	121983	Secondary Shaft, [BAYA / BYBA / B7WA / MFYA / MGHA / MGSA / M7WA] (12") (.190" Thick Flange) (3-Teflon Rings & 4-Rubber Rings)	1	
675	98983B	Secondary Shaft, [B7XA / B7ZA] (11-5/8") (.580" Thick Flange) (2-Teflon & 3-Rubber Rings) (Flange is 7-5/8" From Threaded End) (Metal Orifice Cup Plug Inside Front) (Cast # P7T)	1	
675	98983BA	Shaft, [B7XA] (Secondary) (11-5/8") (.580" Thick Flange) (2-Teflon & 3-Rubber Rings) (Flange is 7-5/8" From Threaded End) (Metal Orifice Cup Plug Inside Front) (Cast # PY4)	1	
675	98983BB	Shaft, [B7TA / B7VA] (Secondary) (11-5/8") (.225" Thick Flange) (2-Teflon & 3-Rubber Rings) (Flange is 8" From Threaded End) (The Metal Orifice Cup Plug Inside Front has Cast # P7T)	1	
676	121814	Countershaft, [BYBA] (15-Teeth) (2-Grooves) (13-9/16" Long) (With 8-Sets of Splines)	1	
676	121814A	Countershaft, [BYBA] (15-Teeth) (1-Groove) (13-9/16" Long) (With 8-Sets of Splines)	1	
676	121814AA	Countershaft, [BAYA / B7WA / MGHA / MGSA] (14-Teeth) (1-Groove) (13-9/16") (With 8-Sets of Splines)	1	
676	98814B	Countershaft, [B7ZA / B7XA / B7VA] (15-Teeth) (12-7/16" Long) (With 7-Sets of Splines)	1	
676	98814BA	Countershaft, [B7TA] (17-Teeth) (12-7/16" Long) (With 7-Sets of Splines)	1	
676	121814AB	Countershaft, [M7WA] (14-Teeth) (No Groove) (13-9/16" Long) (With 8-Sets of Splines)	1	
676	121814AC	Countershaft, [MFYA] (15-Teeth) (1-Groove) (13-9/16" Long) (With 8-Sets of Splines)	1	
689	121688	Oil Plate, [BAYA / BYBA / B7WA / MFYA / MGHA / MGSA / M7WA] (Secondary Shaft to Bell Housing)	1	
689	121688A	Oil Plate, [BAYA / BYBA / B7TA / B7VA / B7WA / B7XA / B7ZA / MFYA / MGHA / MGSA / M7WA] (Countershaft to Bell Housing) (2.626"OD) (Tin)	1	
689	98688B	Oil Plate, [B7TA / B7VA / B7XA / B7ZA] (Counter to Bell Housing) (Tin) (1.795"OD) (Stamped P6H)	1	
690	121824	Park Gear, (16-Lugs) (4.722"OD)	1	
699	98843B	Oil Deflector, [B7TA / B7VA] (Drive Gear) (Mainshaft) (2-Bolt) (Tin) (3.475"OD)	1	
708	121195D	Gear, [MGHA] (Transfer) (All Wheel Drive) (29-Teeth) (No Groove)	1	
710	K121194	Gear Set, [BYBA / B7WA / M7WA / MFYA / MGHA / MGSA] (Transfer) (3-Gear Set) (No Groove) (46-Teeth Mainshaft) (47-Teeth Counter With 3rd Clutch Hub) (61-Teeth Secondary Shaft)	1	
710	K121194A	Gear Set, [BAYA / B7WA] (Transfer) (3-Gear Set) (No Groove) (46-Teeth Mainshaft) (47-Teeth Countershaft With 3rd Clutch Hub) (61-Teeth Secondary Shaft)	1	
710	K98194B	Gear Set, [B7XA / B7ZA] (Transfer) (3-Gear Set) (45-Teeth Mainshaft) (48-Teeth Countershaft) (59-Teeth Secondary Shaft)	1	
710	K98194BA	Gear Set, [B7TA / B7VA] (Transfer) (3-Gear Set) (45-Teeth Mainshaft) (48-Teeth Countershaft) (59-Teeth Secondary Shaft) (With 2-Bolt Oil Shield #699 on the Mainshaft Gear)	1	

HONDA (4-SPEED) [B7TA/B7VA/B7XA/B7YA/M7ZA/MPZA] (5-SPEED)

ILL#	PART#	DESCRIPTION	QTY	REF #
		HARD PARTS (Cont)		
715	121910	Differential Assembly, [BAYA / MGSA] (62-Teeth) (2-Grooves) (10-Bolt) (No Speed-O)	1	
715	121910A	Differential Assembly, [BYBA] (63-Teeth) (4-Grooves) (12-Bolt) (No Speed-O)	1	
715	121910AB	Differential Assembly, [BYBA] (63-Teeth) (1-Groove) (12-Bolt) (No Speed-O) (Has 20-Teeth & 24-Teeth Cone Bearings)	1	
715	121910D	Differential Assembly, [MGHA] (62-Teeth) (3-Grooves) (57-Teeth Transfer Gear) (No Groove) (12-Bolt) (AWD)	1	
715	98910B	Differential Assembly, [B7XA / B7ZA / MFYA] (63-Teeth) (1-Groove) (10-Bolt) (Has 20-Teeth & 21-Teeth Cone Bearings) (With Speed-O Gear)	1	
715	98910BA	Differential Assembly, [B7ZA / B7XA] (63-Teeth) (1-Groove) (10-Bolt) (Has 20-Teeth & 24-Teeth Cone Bearings)	1	
715	98910BC	Differential Assembly, [B7VA] (63-Teeth) (1-Groove) (12-Bolt)	1	
715	98910BD	Differential Assembly, [B7TA] (67-Teeth) (2-Grooves) (12-Bolt) (26-Teeth Speed-O Hole)	1	
715	121910AC	Differential Assembly, [B7WA / M7WA] (62-Teeth) (2-Grooves) (12-Bolt) (23-Teeth Speed-O)	1	
		VALVE BODIES		
740	121200	Valve Body, [BAYA / BYBA / B7WA / MFYA / MGHA / MGSA / M7WA] (Less Gears) (Cast # P7W)	1	
740	98200B	Valve Body, [B7ZA / B7XA] (Less Gears) (Cast # P7Z)	1	
740	98200BH	Valve Body, [B7TA / B7VA] (Less Gears) (Cast # P7T)	1	
		VALVE BODY COMPONENTS		
741	98892-01	End Plug With O-Ring, (12mm Plug) (*Fits All 4-Speeds With Dual Linear Solenoids)	1	Sonnax
741	98892-02	End Plug With O-Ring, (14mm Plug) (*Fits All 4-Speeds With Dual Linear Solenoids)	1	Sonnax
741	98892-01K	End Plug Kit, (Includes: (3)-12mm End Plugs, (1)-14mm End Plug, & O-Rings) (*Fits All 4-Speeds With Dual Linear)	1	Sonnax
741	98892-04K	Pressure Regulator Valve, (*Fits Most 4 & 5-Speed Applications)	1	Sonnax
741	121683D	Manual Valve, [MGHA] (8-1/16" Long)	1	
741	98683B	Manual Valve, [B7TA / B7VA / B7XA / B7ZA] (8-5/16" Long)	1	
747	121689	Plate, [BAYA / BYBA / B7WA / MFYA / MGHA / MGSA / M7WA] (Valve Body)	1	
747	98689B	Plate, [B7ZA / B7XA] (Valve Body)	1	
747	98689BA	Plate, [B7TA / B7VA] (Valve Body)	1	
		HARD PARTS (Cont)		
750	121701	Bell Housing, [BAYA / BYBA] (17-Bolts to Case) (No Speed-O Hole) (4-Single Solenoids) (Cast # P7W)	1	
750	121701D	Bell Housing, [MGHA] (19-Bolts to Case) (With Speed-O Hole) (4-Single Solenoids)	1	
750	98710BE	Bell Housing, [B7ZA] (17-Bolts to Case) (No Speed-O Hole) (2-Single & 1-Dual Solenoid) (Has 3-Threaded Holes on the Side by the Starter)	1	
750	98701B	Bell Housing, [B7XA] (17-Bolts to Case) (No Speed-O Hole) (2-Single & 1-Dual Solenoid) (Has 1-Threaded Hole on the Side by the Starter) (Cast # P7Z & 805)	1	
750	98701BA	Bell Housing, [B7XA] (17-Bolts to Case) (No Speed-O Hole) (2-Single & 1-Dual Solenoid) (Has 1-Threaded Hole on the Side by the Starter) (Cast # P7T)	1	
750	98701BB	Bell Housing, [B7XA] (17-Bolts to Case) (No Speed-O Hole) (2-Single & 1-Dual Solenoid) (Has 1-Threaded Hole on the Side by the Starter) (Cast # P7Z & 392)	1	
750	98701BC	Bell Housing, [B7VA / B7TA] (17-Bolts to Case) (With Speed-O Hole) (2-Single & 1-Dual Solenoid)	1	
750	98701BD	Bell Housing, [B7TA] (17-Bolts to Case) (No Speed-O Hole) (2-Single & 1-Dual Solenoid, & 1-Switch) (Cast # P7T)	1	
750	121710A	Bell Housing, [B7WA / M7WA] (17-Bolts to Case) (With Speed-O Hole) (4-Single Solenoids) (Cast# P7W)	1	
750	121710AA	Bell Housing, [MFYA / MGSA] (17-Bolts to Case) (With Speed-O Hole) (4-Single Solenoids) (Cast# P7W)	1	
756	*****	Solenoid Assembly, (Dual Linear) ***** SEE SOLENOID CHART *****	1	Page 40
757	*****	Solenoid Assembly, (Single Linear) ***** SEE SOLENOID CHART *****	1	Page 40

HONDA (4-SPEED) [B7TA/B7VA/B7XA/B7YA/M7ZA/MPZA] (5-SPEED)

ILL#	PART#	DESCRIPTION	QTY	REF #
		HARD PARTS (Cont)		
759	121202	Rear Cover, [BAYA / BYBA / B7WA / M7WA / MFYA / MGHA / MGSA] (16-Bolt) (Uses 1-Push-in & 2-Screw-in Sensors) (*Has Linkage Seal)	1	
759	98202BB	Rear Cover, [B7ZA] (16-Bolt) (Uses 1-Push-in & 1-Screw-in Sensor) (*No Linkage Seal)	1	
759	98202B	Rear Cover, [B7XA] (16-Bolt) (Uses 1-Push-in & 1-Screw-in Sensor) (*Has Linkage Seal) (2-Long Ports)	1	
759	98202BA	Rear Cover, [B7TA / B7VA] (16-Bolt) (Uses 1-Push-in & 1-Screw-in Sensor) (*Has Linkage Seal) (1-Short Port)	1	
760	121204A	Case, [BAYA] (17-Bolts to Bell) (16-Bolt Rear Cover) (With 2-Bosses by the Vent Tube)	1	
760	121204B	Case, [BYBA / MGSA] (17-Bolts to Bell) (16-Bolt Rear Cover)	1	
760	121204D	Case, [MGHA] (19-Bolts to Bell) (16-Bolt Rear Cover) (Cast # PGH)	1	
760	98204BD	Case, [B7ZA] (17-Bolts to Bell) (16-Bolt Rear Cover) (With 2-Long Vent Ports to Rear Cover) (*No Threaded Bosses on Lower Case)	1	
760	98204B	Case, [B7XA] (17-Bolts to Bell) (16-Bolt Rear Cover) (With 2-Long Vent Ports to Rear Cover) (With 2-Threaded Bosses on Lower Part of Case) (Uses 3.00"OD Differential Bearing Race #288)	1	
760	98204BA	Case, [B7XA] (17-Bolts to Bell) (16-Bolt Rear Cover) (Cast # P7T on Back Left of Case) (Uses 3.188"OD Differential Bearing Race #288)	1	
760	98204BB	Case, [B7VA] (17-Bolts to Bell) (16-Bolt Rear Cover) (With 1-Long & 1-Short Vent Port to Rear Cover) (With 2-Threaded Bosses on Lower Part of Case)	1	
760	98204BC	Case, [B7TA] (17-Bolts to Bell) (16-Bolt Rear Cover) (Uses 3.188"OD Differential Bearing Race #288)	1	
760	121204AA	Case, [MFYA / M7WA] (17-Bolts to Bell) (16-Bolt Rear Cover)	1	
769	121988	Housing, [BYBA / B7WA / MGSA] (Screw-On Filter) (3-Bolts) (*This Housing Has External Cooler)	1	
769	121988A	Housing, [BAYA] (Screw-on Filter) (3-Bolts) (*This Housing Has No External Cooler)	1	
769	121988D	Housing, [MGHA] (For Screw-on Filter) (4-Bolts)	1	
795	98949E	Nut, [B7TA / B7VA / B7XA / B7YA / M7ZA / BAYA / BGHA / BVGA / BYBA / B7WA / MAYA / MFYA / MGHA / MGSA / M7WA] (Mainshaft) (Right Hand Thread)	1	
795	98949L	Nut, [BDKA / MDKA / MDPA / MDRA / MURA] (Mainshaft & Secondary Shaft) (26mm) (Right Hand Thread)	1-2	
796	98948E	Nut, [B7TA / B7VA / B7XA / B7YA / M7ZA / BAYA / BGHA / BVGA / BYBA / B7WA / MAYA / MFYA / MGHA / MGSA / M7WA] (Countershaft & Secondary Shaft) (Left Hand Thread) (.713" Thick)	1-2	
796	98948L	Nut, [BCLA / BZKA / GPLA / GPPA / GPSA / MCLA / MCTA / MCVA / MKYA / MKZA / MRMA / MRVA] (Countershaft & Mainshaft) (*Also [BDKA / MDKA / MDPA / MDRA / MJBA / MURA] (Countershaft Only) (24mm) (Left Hand Thread)	1-2	
801	98825B	Gear, [MGHA / B7XA / B7ZA / B7VA] (1st) (Countershaft) (58-Teeth Left Angle) (5.710"OD) (.750" Thick)	1	
801	98825BA	Gear, [B7TA] (1st) (Countershaft) (50-Teeth) (No Groove) (5.710"OD) (.743" Thick)	1	
802	121986A	Gear, [BYBA / B7WA] (Low) (Secondary Shaft) (30-Teeth) (No Groove) (Inner Sprag Race)	1	
802	121986	Gear, [BAYA / B7WA (Some) / MFYA / MGHA / MGSA / M7WA] (Low) (Secondary Shaft) (30-Teeth) (1-Groove) (2.172" Tall) (Inner Sprag Race)	1	
802	98986B	Gear, [B7XA / B7ZA] (1st) (Secondary Shaft) (30-Teeth) (2.900" Tall)	1	
802	98986BB	Gear, [B7VA] (1st) (Secondary Shaft) (30-Teeth) (No Groove) (3.040" Tall)	1	
802	98986BA	Gear, [B7TA] (1st) (Secondary Shaft) (27-Teeth) (1-Groove) (3.040" Tall)	1	
803	121816	Gear, [BAYA / B7WA (Some) / MFYA / M7WA] (2nd) (Secondary Shaft) (41-Teeth) (No Groove) (4.130"OD)	1	
803	121816A	Gear, [BYBA / MGHA] (2nd) (Secondary Shaft) (41-Teeth) (2-Grooves) (4.130"OD)	1	
803	98816BC	Gear, [B7ZA] (2nd) (Secondary Shaft) (41-Teeth) (No Groove) (4.185"OD)	1	
803	98816B	Gear, [B7XA / B7VA] (2nd) (Secondary Shaft) (41-Teeth) (1-Groove) (4.185"OD) (2.760" Tall)	1	
803	98816BA	Gear, [B7XA / B7VA] (2nd) (Secondary Shaft) (41-Teeth) (1-Groove) (4.185"OD) (2.900" Tall)	1	
803	98816BB	Gear, [B7TA] (2nd) (Secondary Shaft) (42-Teeth) (2-Grooves) (4.385"OD)	1	
803	121816AA	Gear, [B7WA / Some] (2nd) (Secondary Shaft) (41-Teeth) (3-Grooves) (4.130"OD)	1	

HONDA (4-SPEED) [B7TA/B7VA/B7XA/B7YA/M7ZA/MPZA] (5-SPEED)

ILL#	PART#	DESCRIPTION	QTY	REF #
		HARD PARTS (Cont)		
803	121816AB	Gear, [MGSA] (2nd) (Secondary Shaft) (42-Teeth) (1-Groove) (4.280"OD)	1	
804	121819	Gear, [BAYA / BYBA / B7WA / MFYA / MGHA] (2nd) (Countershaft) (48-Teeth) (2-Grooves) (4.780"OD)	1	
804	121819A	Gear, [B7WA] (2nd) (Countershaft) (48-Teeth) (No Groove)	1	
804	98819BB	Gear, [B7ZA] (2nd) (Countershaft) (47-Teeth) (1-Groove) (4.750"OD) (Left Angle) (.747" Thick)	1	
804	98819B	Gear, [B7VA / B7XA] (2nd) (Countershaft) (47-Teeth) (1-Groove) (4.750"OD) (Left Angle) (.708" Thick)	1	
804	98819BA	Gear, [B7TA] (2nd) (Countershaft) (44-Teeth) (No Groove) (4.580"OD) (Left Angle) (.712" Thick)	1	
804	121819AH	Gear, [MFYA] (2nd) (Countershaft) (46-Teeth) (3-Grooves)	1	
806	98828B	Gear, [B7VA / B7XA / B7ZA] (3rd) (Mainshaft) (38-Teeth) (1-Groove) (3.985"OD)	1	
806	98828BA	Gear, [B7TA] (3rd) (Mainshaft) (43-Teeth) (2-Grooves) (4.090"OD)	1	
807	121820D	Gear, [MGHA] (4th) (Countershaft) (32-Teeth) (2-Grooves) (Left Angle) (3.320"OD) (.702" Thick)	1	
807	98820B	Gear, [B7XA / B7ZA] (3rd) (Countershaft) (36-Teeth) (1-Groove) (Left Angle) (3.800"OD) (.710" Thick)	1	
807	98820BA	Gear, [B7VA] (3rd) (Countershaft) (36-Teeth) (2-Grooves) (Left Angle) (3.800"OD) (.702" Thick)	1	
807	98820BB	Gear, [B7TA] (3rd) (Countershaft) (38-Teeth) (2-Grooves) (Left Angle) (3.650"OD) (.712" Thick)	1	
809	121826	Gear, [BAYA / BYBA / MGHA] (4th) (Mainshaft) (44-Teeth) (2-Grooves) (4.441"OD)	1	
809	98826B	Gear, [B7ZA / B7XA] (4th) (Mainshaft) (46-Teeth) (1-Groove) (4.760"OD) (26-Teeth on Small Gear)	1	
809	98826BA	Gear, [B7VA] (4th) (Mainshaft) (46-Teeth) (2-Grooves) (4.760"OD) (26-Teeth on Small Gear)	1	
809	98826BB	Gear, [B7TA] (4th) (Mainshaft) (48-Teeth) (2-Grooves) (4.810"OD) (26-Teeth) (No Groove on Small Gear)	1	
809	121826AA	Gear, [B7WA / M7WA] (4th) (Mainshaft) (49-Teeth) (No Groove) (4.615"OD)	1	
809	121826A	Gear, [MFYA / MGSA] (4th) (Mainshaft) (43-Teeth) (1-Groove) (4.345"OD)	1	
810	121818	Gear, [BAYA / BYBA / MGHA] (4th) (Countershaft) (32-Teeth) (2-Grooves) (3.320"OD) (.702" Thick Gear)	1	
810	98818B	Gear, [B7ZA / B7VA / B7XA] (4th) (Countershaft) (28-Teeth) (1-Groove) (Left Angle) (3.020"OD) (1.615"ID)	1	
810	98818BA	Gear, [B7TA] (4th) (Countershaft) (28-Teeth) (2-Grooves) (Pointed Teeth) (2.945"OD) (1.615"ID) (1.022" Thick)	1	
810	121818A	Gear, [B7WA / M7WA] (4th) (Countershaft) (32-Teeth) (No Groove) (3.125"OD) (.702" Thick Gear)	1	
810	121818AB	Gear, [MFYA / MGSA] (4th) (Countershaft) (33-Teeth) (1-Groove) (3.415"OD) (.702" Thick Gear)	1	
812	121829	Gear, [BAYA / BYBA / MGHA] (5th) (Mainshaft) (50-Teeth) (2-Grooves) (5.000"OD) (26-Teeth on Small Gear)	1	
812	121829A	Gear, [B7WA / M7WA] (5th) (Mainshaft) (51-Teeth) (No Groove) (5.160"OD) (26-Teeth on Small Gear)	1	
812	121829AA	Gear, [MFYA / MGSA] (5th) (Mainshaft) (49-Teeth) (3-Grooves) (4.910"OD) (26-Teeth on Small Gear)	1	
813	121830	Gear, [BYBA / MGHA] (5th) (Countershaft) (26-Teeth) (2-Grooves) (2.765"OD) (1.615"ID)	1	
813	121830A	Gear, [MFYA / MGSA] (5th) (Countershaft) (27-Teeth) (1-Groove) (2.855"OD) (1.615"ID)	1	
816	121821	Gear, (Reverse) (Countershaft) (48-Teeth) (1.810"ID) (Angled Teeth)	1	
818	121223	Idler Gear, (Reverse) (29-Teeth) (2.912"OD) (.708"ID) (1.250" Tall)	1	
830	121822	Selector, (Reverse) (.587" Thick)	1	
835	121822AA	Hub, (Reverse Selector) (26-Teeth) (30-Splines) (.473" Thick)	1	
840	121624	Fork, (Reverse) (Casting # P7X or P7Z) (2.458"ID at Forks)	1	
850	121999A	Cushion, (4th Clutch) (.060" Thick) (*Also Fits 3rd Clutch)	1-2	

HONDA (4-SPEED) [B7TA/B7VA/B7XA/B7YA/M7ZA/MPZA] (5-SPEED)

ILL#	PART#	DESCRIPTION	QTY	REF #
		HARD PARTS (Cont)		
857	121999	Cushion, [BAYA / BYBA / B7WA / MFYA / MGHA / MGSA / M7WA] (Low Clutch) (4.570"OD) (.070" Thick)	1	
857	98999BA	Cushion, [B7ZA / B7XA] (1st Clutch) (4.525"OD) (.041" Thick)	1	
857	98999BB	Cushion, [B7VA] (1st Clutch) (4.685"OD) (.046" Thick)	1	
861	121603	Snap Ring, [B7XA / B7ZA / MGHA] (2nd & Low Clutch Pressure Plate) (*Also Fits [BAYA / B7WA / M7WA / MFYA / MGSA] (3rd Clutch) (*Also Fits [MFYA / MGSA] (4th & 5th Clutch)	1-5	
887	121947	Horse Shoe Clips, (Secondary Shaft) (1.640" Long) (.078" Thick) (2-Per Set)	1	
899	121434	Shim, [BAYA / BYBA / B7TA / B7VA / B7WA / MFYA / MGHA / MGSA / M7WA] (Differential to Case) (Selective)	1	
899	98434B	Shim, [B7ZA / B7XA] (Differential to Case) (3.130"OD) (Selective)	1	
900	121811	Servo Assembly, [BAYA / BYBA / B7WA / MFYA / MGHA / MGSA / M7WA] (Cast # P7Z)	1	
900	98811B	Servo Assembly, [B7TA / B7VA / B7XA / B7ZA] (Cast # P7Z)	1	
924	121899	Regulator, [BAYA / BYBA / B7WA / MFYA / MGHA / MGSA / M7WA] (Cast # P7W)	1	
924	98899BA	Regulator, [B7ZA / B7XA] (Cast # P7Z)	1	
924	98899B	Regulator, [B7TA / B7VA] (Cast # P7T)	1	
925	121894	Accumulator, [BAYA / BYBA / B7WA / MFYA / MGHA / MGSA / M7WA] (Cast # P7W) (7-Bolt)	1	
925	98894B	Accumulator, [B7TA / B7VA / B7XA / B7ZA] (Cast # P7X) (6-Bolt)	1	
960	121741AA	Piston, [BAYA / BYBA / B7WA / MGHA / M7WA] (4th / 5th Clutch) (4.860"OD) (1.860"ID) (*Also Fits [B7TA / B7VA] 3rd & 4th Clutch)	1	
962	98741B	Piston, [B7XA / B7ZA] (3rd & 4th Clutch) (.338" Thick) (*Also Fits [MFYA / MGSA] (4th & 5th Clutch)	1-2	
962	121741AB	Piston, [BAYA / BYBA / B7WA / MFYA / MGHA / MGSA / M7WA] (2nd Clutch) (4.985"OD) (1.860"ID) (.348" Thick at Edge)	1	
962	98741BA	Piston, [B7ZA / B7XA] (2nd Clutch) (4.710"OD) (1.793"ID) (.622" at Edge)	1	
962	98741BB	Piston, [B7TA / B7VA] (2nd Clutch) (4.865"OD) (1.792"ID) (.637" at Edge)	1	
965	121741A	Piston, [BAYA / B7WA / M7WA / MFYA / MGSA] (3rd Clutch) (.450" Thick on Edge) (4.680"OD)	1	
965	121741	Piston, [BYBA / MGHA] (3rd Clutch) (4.865"OD) (.432" at Edge)	1	
967	121741AC	Piston, [BAYA / BYBA / B7WA / MFYA / MGHA / MGSA / M7WA] (Low Hold Clutch) (4.555"OD) (2.050"ID) (.366"Thick)	1	
967	98741BC	Piston, [B7XA / B7VA] (Low Clutch) (4.710"OD) (1.793"ID) (.622" Thick)	1	
967	98741BD	Piston, [B7TA / B7VA] (1st Clutch) (4.865"OD) (1.793"ID) (.605" Thick)	1	
969	121741AD	Piston, [BAYA / B7WA / MFYA / MGSA / M7WA] (Low Clutch) (4.985"OD) (1.775"ID) (1.195" Thick)	1	
969	121741AE	Piston, [BYBA / MGHA] (Low Clutch) (5.105"OD) (1.775"ID) (1.190" Thick)	1	
970	98744	Spring, [B7TA / B7VA / B7XA / B7ZA] (3rd & 4th Clutch) (*Also BYBA / B7WA / MFYA / MGHA / MGSA / M7WA] (4th & 5th Clutch)	1-2	
970	121744	Spring, [BAYA] (4th & 5th Clutch Return) (2.770"OD)	1	
972	98744E	Spring, [B7ZA / B7XA] (2nd Clutch) (Secondary Shaft) (2.600"OD) (1.775" Thick)	1	
972	121744A	Spring, [BAYA / BYBA / B7WA / MFYA / MGHA / MGSA / M7WA] (2nd Clutch Return) (2.807" Tall)	1	
972	98744E	Spring, [B7TA / B7VA / B7XA / B7ZA] (1st & 2nd Clutch Return) (2.600"OD)	1-2	
975	121744	Spring, [BAYA / BYBA / B7WA / M7WA / MFYA / MGHA / MGSA] (3rd Clutch) (2.520"OD) (1.835" Tall)	1	
977	121744AA	Spring, [BAYA / BYBA / B7WA / MGHA / M7WA] (Low Clutch Return) (2.915"OD) (2.285" Tall)	1	
977	121744AB	Spring, [MFYA / MGSA] (Low Clutch Return) (2.915"OD) (2.355" Tall) (2.262"OD Coil)	1	
980	121940	Retainer, [B7TA / B7VA / B7XA / B7ZA] (3rd & 4th Clutch) (*Also BAYA / BYBA / B7WA / MFYA / MGHA / MGSA / M7WA] (4th & 5th Clutch)	1-2	
982	121940A	Retainer, [BAYA / BYBA / B7WA / MFYA / MGHA / MGSA / M7WA] (2nd Clutch) (3.020"OD) (1.875"ID)	1	

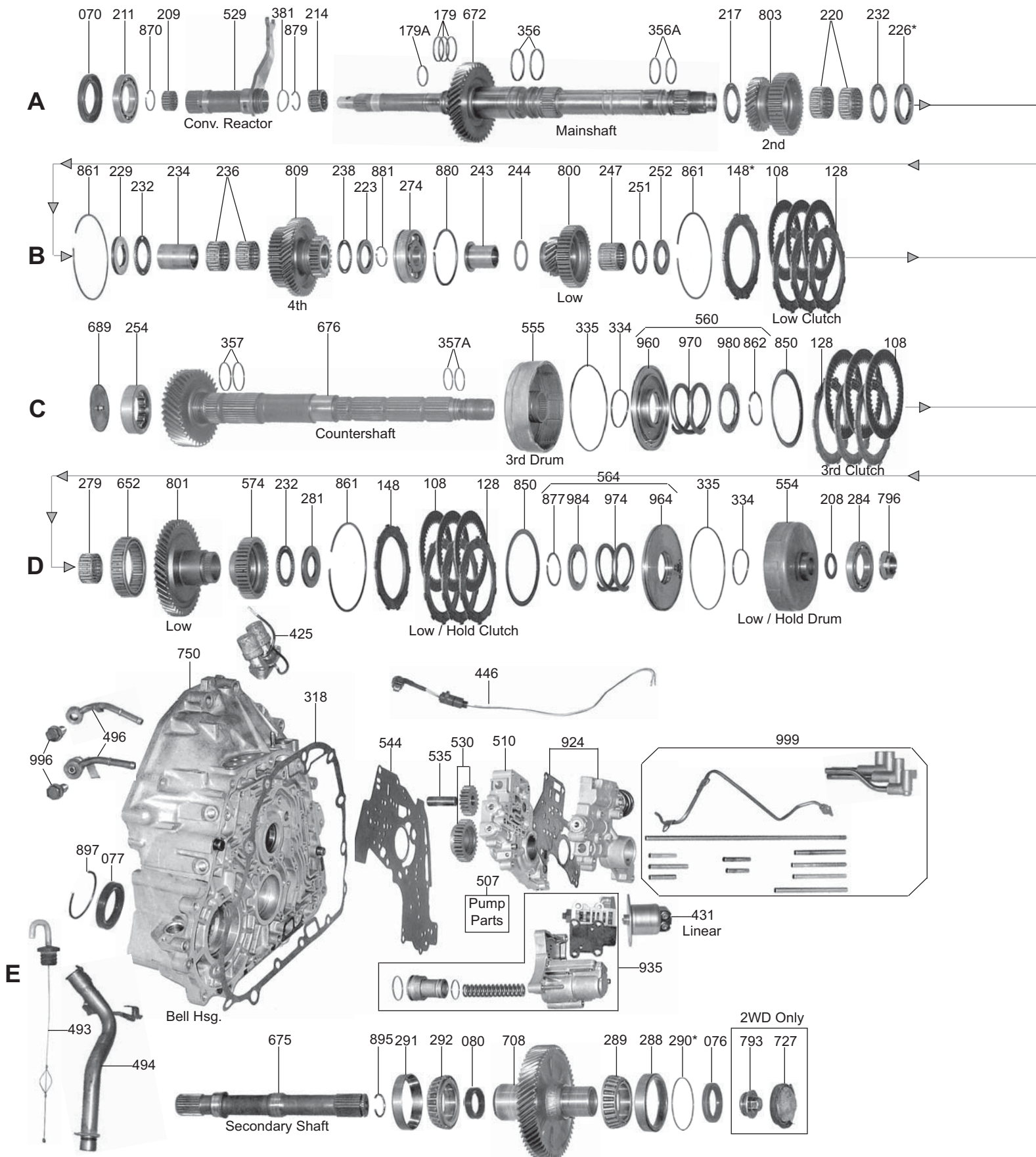
HONDA (4-SPEED) [B7TA/B7VA/B7XA/B7YA/M7ZA/MPZA] (5-SPEED)

ILL#	PART#	DESCRIPTION	QTY	REF #
		HARD PARTS (Cont)		
982	98940B	Retainer / Piston, [B7XA / B7ZA] (2nd Clutch Inner Piston) (Bonded) (3.90"OD) (1.318" Thick)	1	
987	98940E	Retainer/Piston, [B7XA / B7ZA] (1st Clutch) (Inner Bonded) (3.940"ID) (.990" Thick)	1-2	
982	98941B	Piston, [B7TA / B7VA] (1st / 2nd Clutch) (Inner Piston Bonded) (4.105"OD) (1.770"ID)	1-2	
985	121745	Retainer, [BAYA / BYBA / B7WA / M7WA / MFYA / MGHA / MGSA] (3rd Clutch Spring) (Cupped)	1	
987	121940AA	Retainer, [BAYA / BYBA / B7WA / MFYA / MGHA / MGSA / M7WA] (Low Clutch Spring) (2.860"OD)	1	
991	121675	Shift Rod, (13-13/16" Long)	1	
991	98675B	Shift Rod, [B7ZA] (12-1/2" Long)	1	
995	K12167B	Park Pawl Assembly, (7-Pieces)	1	
996	98280B	Fitting, [B7TA / B7VA / B7XA / B7YA / M7ZA / MGHA] (Cooler Line) (1-1/2" Long) (Holds Cooler Line to Bell)	1-2	
996	121280	Line Fitting, [BAYA / BYBA / B7TA / B7VA / B7WA / B7XA / B7ZA / MFYA / MGHA / MGSA / M7WA] (Cooler Line 3-7/8" Long)	1	

NOTES

ACURA (4-SPEED) [M1WA / MPWA] (VIGOR)

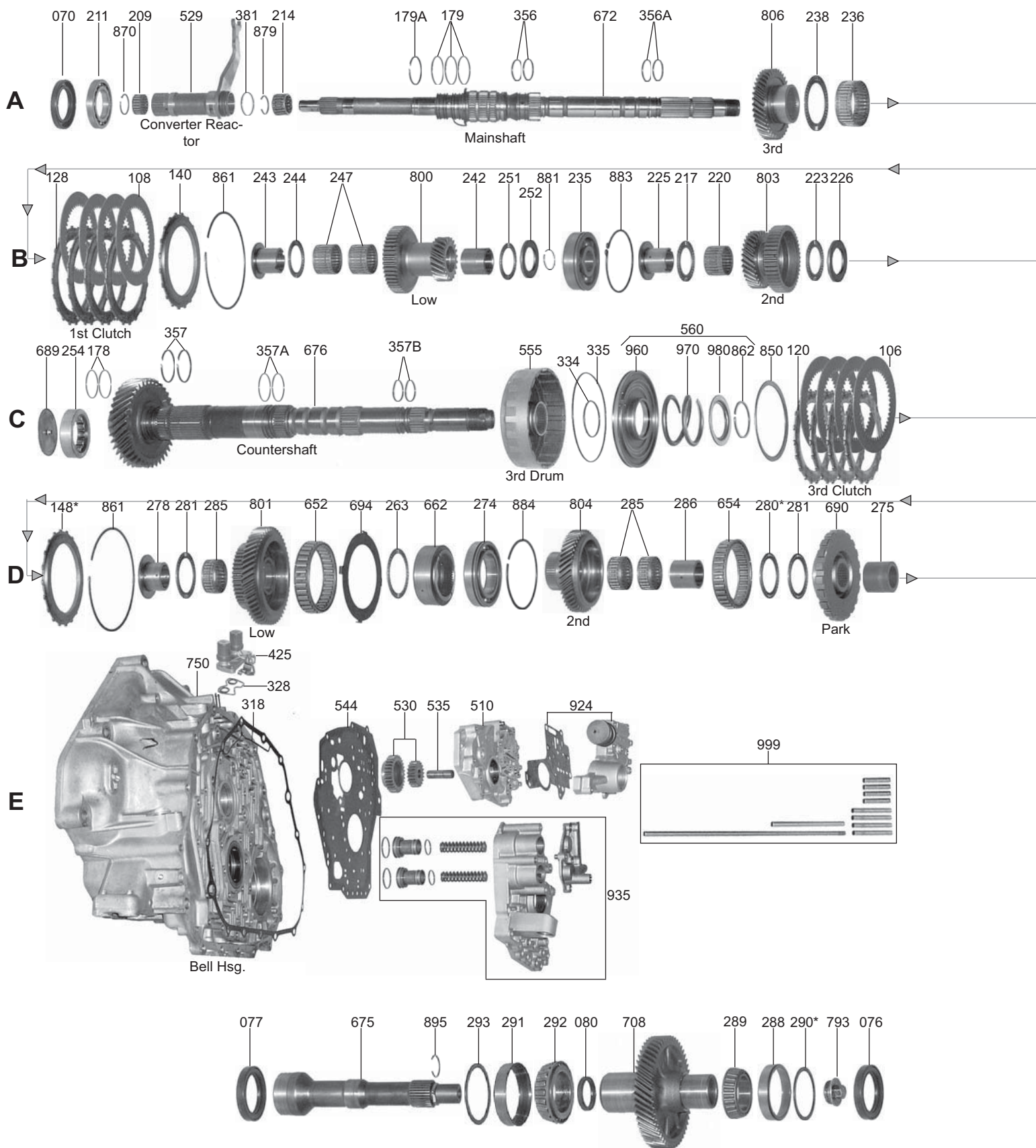
FWD 4 Speed



ACURA (4-SPEED)

[MPYA / M5DA / M5HA]

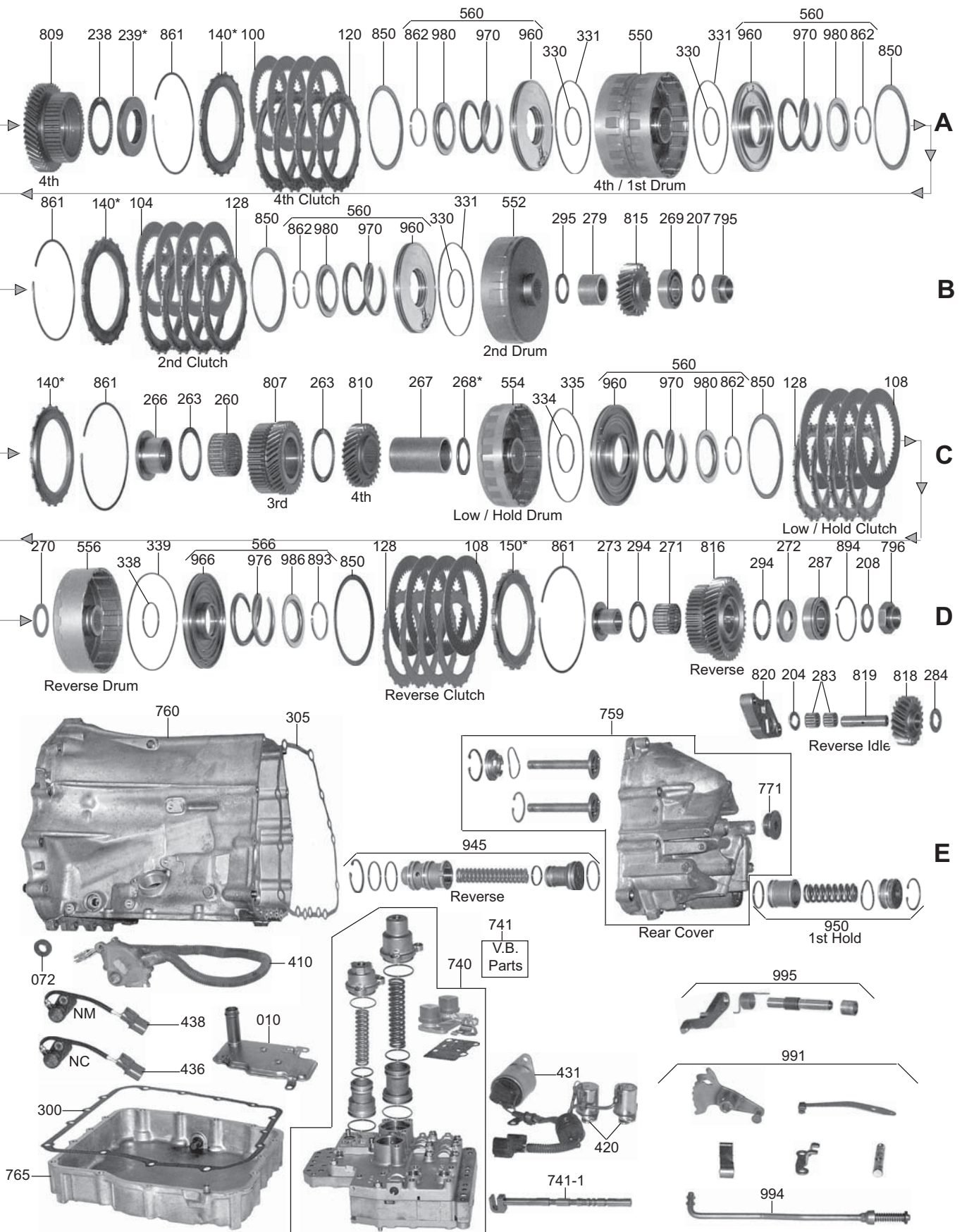
FWD 4 Speed



ACURA (4-SPEED)

[MPYA / M5DA / M5HA]

FWD 4 Speed



ACURA (4-SPEED) [M1WA / MPWA] (VIGOR)

[MPYA / M5DA / M5HA]

ILL#	PART#	DESCRIPTION	QTY	REF #
		OVERHAUL KITS		
	K98900L	Overhaul Kit, [MPYA / M5DA / M5HA] 1991-04	1	
	K88900Y	Overhaul Kit, [MPWA] (Vigor-Inline) 1992-94 (*Also [M1WA] Acura (2.5TL)>1995-98)	1	
		MASTER L/STEEL KITS		
	DK9800L-S	Master L/Steels Kit, [MPYA] (Legend) 1991-95	1	
	DK9800M-S	Master L/Steels Kit, [M5DA / M5HA] (Acura RL (3.5L)>1996-04), (Acura TL (3.2L)>96-98)	1	
	DK8800Y-S	Master L/Steels Kit, [MPWA] (Vigor-Inline) 1992-94 (*Also [M1WA] Acura (2.5TL)>95-98)	1	
		MASTER W/STEEL KITS		
	DK9800L	Master W/Steels Kit, [MPYA] (Legend) 1991-95	1	
	DK9800M	Master W/Steels Kit, [M5DA / M5HA] (Acura RL (3.5L)>1996-04) (Acura TL (3.2L)>96-98)	1	
	DK8800Y	Master W/Steels Kit, [MPWA] (Vigor-Inline) 1992-94 (*Also [M1WA] Acura (2.5TL)>95-98)	1	
		FILTERS		
010	98710L	Filter, [MPYA / M5DA / M5HA] 1991-04	1	25420-PY4-000
010	88710V	Filter, [MPWA] (Vigor) 1992-94 (*Also [M1WA] Acura (2.5TL) 1995-98)	1	25420-PW4-010
		FILTER KITS		
	FK98710L	Filter Kit, [MPYA / M5DA / M5HA] 1991-04	1	
	FK88710V	Filter Kit, [MPWA] (Vigor) 1992-94 (*Also [M1WA] Acura (2.5TL) 1995-98)	1	
		MISC. FILTERS		
018	98712A	Screen, [MPWA] (In Valve Body & In Pump) (.570"OD) (.125" Thick Rubber Boot)	1-2	
018	98712AA	Screen, [MPWA] (In Valve Body & In Pump) (.662"OD) (.315" Thick Rubber Boot)	1-2	
		BUSHINGS		
	K98400B	Bushing Kit, [MPYA] (4-Pieces)	1	
	K98400	Bushing Kit, [MPWA] (Vigor) 1992-94	1	
	98401	Bushing, [M5DA / MPYA / MPWA]	1	
		METAL CLAD SEALS		
070	78195	Seal, [MPWA / M1WA] (Converter) (44 x 68 x 8mm) (Counter Clockwise Helix)	1	
070	98151	Seal, [MPYA / M5DA / M5HA] (Converter) (46 x 70 x 8mm)	1	91207-PY4-004
072	78197	Seal, [MPWA / M1WA / MPYA / M5DA / M5HA] (Vigor) (Manual Shaft)	1	
076	98154	Seal, [MPYA / M5DA / M5HA] (Axle) (Case Side) (4x4) (45 x 61 x 8mm)	1	91201-PY5-003
076	98156	Seal, [MPYA / M5DA / M5HA] (Axle) (Case Side) (Plugs off Axle Hole) (*2WD Only)	1	
076	78195	Seal, [MPWA] (Axle) (Case Side) (Right Axle) 1992-95	1	91206-PW5-015
077	98153	Seal, [MPYA / M5DA / M5HA] (Axle) (Bell Housing Side) (56 x 75 x 11mm) (Left Axle)	1	91205-PY5-003
077	88151D	Seal, [MPWA] (Axle) (Bell Housing Side) (50 x 70 x 11mm) (Left Axle)	1	91201-PW5-015
080	98152	Seal, [MPWA] (Transfer Gear to Front Shaft)	1	
		FRICTION CLUTCHES		
100	98112A	Friction, [MPYA / M5DA] (4th Clutch) (.094") (45-Teeth) (5.041"OD) (Green) 1991-95	4	22645-PY4-003
100	98112	Friction, [M5DA / M5HA] (4th Clutch) (.094") (45-Teeth) (5.041"OD) (Red) 1996-Up	4	22644-P5D-003
108	88107A	Friction, [MPWA / M1WA] (Low / 3rd / 4th / Low Hold Clutch) (.078") (41-Teeth) (4.556"OD)	3-19	
100	88107R	Friction, [MPWA / M1WA] (2nd Clutch) (.078") (41-Teeth) (4.556"OD) (Tan)	4	22545-PW7-A01
104	98106	Friction, [MPYA / M5DA / M5HA] (2nd Clutch) (.078") (45-Teeth) (5.041"OD) (Hi-Energy)	4	22344-PX4-013
106	98112A	Friction, [MPYA / M5DA] (3rd Clutch) (.094") (45-Teeth) (5.041"OD) (Green) 1991-95	4	22644-PY4-003
106	98112	Friction, [M5DA / M5HA] (3rd Clutch) (.094") (45-Teeth) (5.041"OD) (Red) 1996-Up	4	22644-P5D-003
108	98105	Friction, [MPYA / M5DA / M5HA] (1st / Low Hold / Reverse Clutch) (.078") (45-Teeth) (5.041"OD)	4-12	22544-PY4-003
		STEEL CLUTCHES		
128	88108	Steel, [MPWA / M1WA] (1st / 1st Hold / 3rd Clutch) (.079") (10-Teeth) (3.438"ID)	3-12	22543-PF4-000
120	98109	Steel, [MPYA] (3rd / 4th Clutch) (.102") (20-Teeth) (3.756"ID) 1991-95 (*Also [M5DA / M5HA] 4th Clutch) 1996-Up	4-8	22643-PY4-003

ACURA (4-SPEED) [M1WA / MPWA] (VIGOR)

[MPYA / M5DA / M5HA]

ILL#	PART#	DESCRIPTION	QTY	REF #
		STEEL CLUTCHES (Cont)		
120	88109B	Steel, [MPWA / M1WA] (Vigor) (2nd / 4th Clutch) (.090") (24-Teeth) (3.438"ID) 1991-95	4-8	22653-PX3-801
128	98116	Steel, [MPYA / M5DA] (1st / Low Hold / 2nd / Reverse Clutch) (.079") (20-Teeth) (3.756"ID) 1991-95 (*Also [M5DA / M5HA] 3rd Clutch) 1996-Up	4-16	22543-PY4-003
		CLUTCH PRESSURE PLATES		
140	98126	Pressure Plate, [MPYA / M5DA / M5HA] (1st / 2nd / 3rd / 4th Clutch) (.083") (Stamped #1)	1-4	22551-PY4-003
140	98126A	Pressure Plate, [MPYA / M5DA / M5HA] (1st / 2nd / 3rd / 4th Clutch) (.087") (Stamped #2)	1-4	22552-PY4-003
140	98126B	Pressure Plate, [MPYA / M5DA / M5HA] (1st / 2nd / 3rd / 4th Clutch) (.091") (Stamped #3)	1-4	22553-PY4-003
140	98126C	Pressure Plate, [MPYA / M5DA / M5HA] (1st / 2nd / 3rd / 4th Clutch) (.094") (Stamped #4)	1-4	22554-PY4-003
140	98126D	Pressure Plate, [MPYA / M5DA / M5HA] (1st / 2nd / 3rd / 4th Clutch) (.098") (Stamped #5)	1-4	22555-PY4-003
140	98126E	Pressure Plate, [MPYA / M5DA / M5HA] (1st / 2nd / 3rd / 4th Clutch) (.102") (Stamped #6)	1-4	22556-PY4-003
140	98126F	Pressure Plate, [MPYA / M5DA / M5HA] (1st / 2nd / 3rd / 4th Clutch) (.106") (Stamped #7)	1-4	22557-PY4-003
140	98126G	Pressure Plate, [MPYA / M5DA / M5HA] (1st / 2nd / 3rd / 4th Clutch) (.110") (Stamped #8)	1-4	22558-PY4-003
140	98126H	Pressure Plate, [MPYA / M5DA / M5HA] (1st / 2nd / 3rd / 4th Clutch) (.114") (Stamped #9)	1-4	22559-PY4-003
140	88126Y	Pressure Plate, [MPWA] (Vigor) (2nd / 4th Clutch) (Selective) (*Specify Stamped #1 to #10)	1-2	
148	98127	Pressure Plate, [MPYA / M5DA / M5HA] (Low Hold Clutch) (Selective) (*Specify Thickness .087" to .114") or (*Stamped #L2 to #L9)	1	22351-PY4-003
148	88127Y	Pressure Plate, [MPWA] (Vigor) (Low / 3rd / Low Hold Clutch) (116mm)	1-3	
150	98128	Pressure Plate, [MPYA / M5DA / M5HA] (Reverse Clutch) (.161") (Selective) (Stamped #R1) (*Specify Thickness .161" to .193") or (*Stamped #R2 to #R9)	1	22451-PY4-003
		WASHERS & BEARINGS		
204	98434L	Washer, [MPYA / M5DA] (Reverse Idler to Bracket) (.985"OD)	1	
207	98401L	Washer, [MPYA / M5DA] (Under Mainshaft Nut) (*Also [MPYA / M5DA] Under Countershaft Nut)	1-2	
207	88401Y	Washer, [MPWA] (Under Mainshaft Nut) (*Also [MPWA] Under Counter Shaft Nut)	1-2	
208	98401L	Washer, [MPYA / M5DA] (Under Counter Shaft Nut)	1	
208	88401Y	Washer, [MPWA] (Under Counter Shaft Nut)	1	
209	88450Y	Caged Needle Bearing, [MPWA] (Vigor) (Converter Reactor Inner)	1	
209	98450L	Caged Needle Bearing, [MPYA / M5DA] (Converter Reactor Inner) (1.080"OD)	1	
211	98475	Ball Bearing, [MPWA] (Vigor) (Bell Housing to Converter) (2.675"OD) (*Also Countershaft to Rear Cover)	1-2	
211	98475L	Ball Bearing, [MPYA / M5DA] (Bell Housing to Converter) (2.755"OD)	1	
214	98451L	Caged Needle Bearing, [MPWA / MPYA] (Vigor) (Mainshaft to Converter Reactor) (1-1/8" Long)	1	
214	98451M	Caged Needle Bearing, [M5DA] (Mainshaft to Converter Reactor) (3/4" Long)	1	
217	98408L	Thrust Bearing, [MPYA / M5DA] (2nd Gear to Mainshaft)	1	
217	88408Y	Thrust Bearing, [MPWA] (Vigor) (2nd Gear to Mainshaft)	1	
220	98452L	Caged Needle Bearing, [MPYA / M5DA] (2nd Gear) (Mainshaft) (Inner) (1.555"OD)	1	
220	88452Y	Caged Needle Bearing, [MPWA] (Vigor) (2nd Gear) (Mainshaft) (1.668"OD)	2	
223	98408L	Thrust Bearing, [MPYA / M5DA] (2nd Gear) (Both Sides) (2.200"OD) (1.422"ID)	1	
223	88408Y	Thrust Bearing, [MPWA] (Vigor) (2nd Gear to Mainshaft)	1	
225	98403L	Collar, [MPYA / M5DA] (2nd Gear to Case Bearing) (Mainshaft) (1.378" Long)	1	
226	98453L	Race, [MPYA / M5DA] (2nd Gear) (Mainshaft) (.155" Thick)	1	
226	88453Y	Washer, [MPWA] (Vigor) (2nd Gear to Drum) (Mainshaft) (2.220"OD) (Selective)	1	
229	88404B	Race, [MPWA] (Vigor) (4th Gear to Drum) (Mainshaft) (2.198"OD) (.177" Thick)	1	
232	88455Y	Thrust Bearing, [MPWA] (4th Gear) (Mainshaft) (.097") (2.235"OD) & [MPWA] (2nd Gear) (Mainshaft) (Both) (*Also Fits [MPWA] (Low Hold Hub to Low Hold Drum) (Countershaft))	1-4	
234	88403C	Collar, [MPWA] (Vigor) (4th Gear) (Mainshaft) (1.870" Long) (1.100"ID)	1	
235	98476L	Ball Bearing, [MPYA / M5DA] (Mainshaft to Case) (3.235"OD)	1	

ACURA (4-SPEED) [M1WA / MPWA] (VIGOR) [MPYA / M5DA / M5HA]

ILL#	PART#	DESCRIPTION	QTY	REF #
		WASHERS & BEARINGS (Cont)		
236	98415L	Caged Needle Bearing, [MPYA / M5DA] (3rd Gear) (Inner) (2.295"OD)	1	
236	88417D	Caged Needle Bearing, [MPWA] (Vigor) (4th Gear) (Inner) (Mainshaft) (.770" Thick)	2	
238	98427L	Thrust Bearing, [MPYA / M5DA] (4th Gear) (Mainshaft) (2.980"OD) (Both Sides)	2	
238	98455E	Thrust Bearing, [MPWA] (Vigor) (4th Gear to # 223 Race) (Mainshaft)	1	
239	98426L	Shim, [MPYA / M5DA] (4th Gear) (Mainshaft) (Stepped) (2.910"OD) (Selective)	1	
242	98414LA	Sleeve, [MPYA / M5DA] (Mainshaft) (Low Gear) (Inner) (1.341" Long)	1	
243	98414L	Collar, [MPYA / M5DA] (Mainshaft) (Low Gear) (Inner) (Top Hat) (1.335" Long)	1	
243	88424B	Collar, [MPWA] (Vigor) (Low Gear) (Mainshaft) (1.530" Long) (1.110"ID)	1	
244	98413L	Thrust Bearing, [MPYA / M5DA] (Low Gear 1st / 4th Drum) (Mainshaft)	1	
244	88413Y	Washer, [MPWA] (Vigor) (Low Gear) (Mainshaft) (1.728"OD) (.057" Thick)	1	
247	98412L	Caged Needle Bearing, [MPYA / M5DA] (Low Gear) (Mainshaft) (1.025" Thick)	2	
247	88412Y	Caged Needle Bearing, [MPWA] (Vigor) (Low Gear) (Mainshaft) (1.435"OD)	1	
251	98411L	Thrust Bearing, [MPYA / M5DA] (Low Gear to Shim) (Countershaft) (1.922"OD)	1	
251	88411Y	Thrust Bearing, [MPWA] (Vigor) (Low Drum to Low Gear) (Mainshaft) (1.922"OD)	1	
252	98418L	Spacer, [MPYA / M5DA] (Low Gear to Snap Ring) (Mainshaft)	1	
252	88418Y	Race, [MPWA] (Vigor) (Low Drum to Low Gear) (Mainshaft) (1.885"OD)	1	
254	98689E	Roller Bearing, [MPWA / MPYA / M5DA] (Vigor) (Countershaft to Bell Housing) (2.638"OD)	1	
256	88419A	Collar, [MPWA] (Vigor) (3rd Gear) (Countershaft) (1.122" Thick)	1	
260	98458L	Caged Needle Bearing, [MPYA / M5DA] (3rd Gear) (Inner) (Countershaft)	1	
260	88417B	Caged Needle Bearing, [MPWA] (Vigor) (3rd Gear) (Inner) (Countershaft) (1.905"OD) (.930" Thick)	1	
263	88402E	Thrust Bearing, [MPYA / M5DA] (3rd Gear) (Countershaft) (Both Sides) (*Also Low Gear to Inner Race)	1-3	
263	88408Y	Thrust Bearing, [MPWA] (Vigor) (3rd Gear) (Countershaft) (1.930"ID) (Both Sides)	1-2	
266	98435L	Collar, [MPYA / M5DA] (Mainshaft) (3rd Drum to 3rd Gear Top Hat) (1.142" Tall)	1	
267	98404L	Collar, [MPYA / M5DA] (4th Gear to Low Hold Drum) (Countershaft)	1	
267	88429Y	Collar, [MPWA] (Vigor) (2nd Gear to 4th Gear) (Countershaft) (2.590" Long) (1.383"ID)	1	
268	98436L	Spacer, [MPYA] (4th Gear Collar to Drum) (Countershaft) (1.845"OD) (Selective)	1	
268	88415Y	Caged Needle Bearing, [MPWA] (Vigor) (4th Gear) (Countershaft) (1.460"OD)	1	
269	98481L	Ball Bearing, [MPYA / M5DA] (Mainshaft) (2nd Drum to Rear Cover) (2.048"OD)	1	
270	98406L	Shim, [MPYA / M5DA] (Park Gear to Reverse Drum) (Countershaft) (.097" Thick)	1	
271	98459L	Caged Needle Bearing, [MPYA / M5DA] (Reverse Gear) (Countershaft) (.888" Wide)	1	
271	88422Y	Caged Needle Bearing, [MPWA] (Vigor) (Reverse Gear) (Countershaft) (1.528"OD)	1	
272	98421L	Race, [MPYA / M5DA] (Reverse Gear to Ball Bearing # 287) (Countershaft)	1	
272	88421B	Collar, [MPWA] (Vigor) (Reverse Gear) (Countershaft) (.650" Thick) (Top Hat)	1	
273	98437L	Collar, [MPYA / M5DA] (Reverse Gear) (Countershaft) (1.052" Thick) (Top Hat)	1	
274	98478L	Ball Bearing, [MPYA / M5DA] (Countershaft to Case) (3.545"OD)	1	
274	88420Y	Ball Bearing, [MPWA] (Mainshaft to Case) (2.995"OD) (1.110"ID) (*Also Countershaft to Case)	1-2	
275	98438L	Collar, [MPYA / M5DA] (Park Gear to Reverse Drum) (Countershaft) (1.397" Long)	1	
278	98421L	Collar, [MPYA / M5DA] (Low Gear to Low Hold Drum) (Countershaft) (1.100" Tall)	1	
278	88421Y	Collar, [MPWA] (Vigor) (Park Gear to Low Gear) (Countershaft) (2.365" Long)	1	
279	98439L	Sleeve, [MPYA / M5DA] (Mainshaft) (2nd Drum to #815 Gear) (1.025" Long) (1.575"OD)	1	
279	88428Y	Caged Needle Bearing, [MPWA] (Vigor) (Low Gear) (Countershaft)	2	
280	98411L	Race, [MPYA] (Park Gear to 2nd Gear) (Countershaft) (1.895"ID) (Selective)	1	
280	98411M	Race, [M5DA] (Park Gear to Low Gear) (1.785"ID)	1	
281	98461L	Thrust Bearing, [MPYA / M5DA] (Low Gear to Collar) (Countershaft) (2.430"OD) (*Also Park Gear to Collar)	1-2	

ACURA (4-SPEED) [M1WA / MPWA] (VIGOR)

[MPYA / M5DA / M5HA]

ILL#	PART#	DESCRIPTION	QTY	REF #
WASHERS & BEARINGS (Cont)				
281	88411Y	Race, [MPWA] (Low Hold Hub to Low Hold Drum) (Countershaft) (2.200"OD) (.136" Thick)	1	
283	88401A	Caged Needle Bearing, [MPYA / M5DA] (Reverse Idler) (14-Rollers)	2	
283	88401B	Caged Needle Bearing, [MPYA / M5DA / MPWA] (Vigor) (Reverse Idler) (12-Rollers)	1-2	
285	98462L	Caged Needle Bearing, [MPYA / M5DA] (Low Gear) (Countershaft) (.715" Wide) (*Also 2nd Gear Inner)	1-3	
286	98440L	Collar, [MPYA / M5DA] (2nd Gear to Park Gear) (Countershaft) (1.416" Long)	1	
287	98482L	Ball Bearing, [MPYA / M5DA] (Countershaft to Rear Cover) (2.210"OD)	1	
287	88482Y	Ball Bearing, [MPWA] (Vigor) (Mainshaft to Rear Cover) (1.455"OD)	1	
287	88417D	Ball Bearing, [MPWA] (Vigor) (Countershaft to Rear Cover) (2.675"OD)	1	
289	98206L	Cone Bearing and Race, [MPYA / M5DA / M5HA] (Secondary Gear to Case) (55 x 90 x 23mm)	1	
289	88206Y	Cone Bearing and Race, [MPWA] (Vigor) (Secondary Gear to Case) (21-Rollers)	1	32010X
290	98412L	Shim, [MPYA / M5DA] (Secondary Bearing to Case) (Selective) (2.950"OD)	1	
290	88412Y	Shim, [MPWA] (Vigor) (Secondary Bearing to Case) (.146" Thick) (2.660"OD) (Selective)	1	
292	98207L	Cone Bearing and Race, [MPYA / M5DA] (Secondary Gear to Bell) (2.165"ID)	1	32009
292	88207Y	Cone Bearing and Race, [MPWA] (Vigor) (Secondary Gear to Bell Housing) (24-Rollers) (40 x 68 x 19mm)	1	
293	98441L	Shim, [MPYA / M5DA] (Secondary Race to Bell) (Selective) (3.520"OD)	1	
294	98465L	Thrust Bearing, [MPYA / M5DA] (Reverse Gear) (Countershaft)	1	
295	98410L	Shim, [MPYA / M5DA] (Mainshaft) (2nd Drum to Sleeve) (.100" Thick)	1	
GASKETS & RUBBER COMPONENTS				
300	98500D	Gasket, [MPYA] (Bottom Pan) 1991-95 (Fiber) (Duraprene)	1	
300	98500LD	Gasket, [M5DA / M5HA] (Bottom Pan) 1996-Up (Fiber) (Duraprene)	1	
300	98500V	Gasket, [MPWA / M1WA] (Vigor) (Bottom Pan)	1	
TECHNICAL MANUALS				
	TMACURA-L91	Technical Manual, [MPYA / M5DA] (Legend) 1991-Up	1	ATSG
	TMACURA-VIG	Technical Manual, [M1WA / MPWA] (Vigor) (Acura TL (2.5L) & Vigor)	1	ATSG
ELECTRICAL COMPONENTS				
410	98991L	Switch, [MPYA / M5DA] (Neutral Safety) (2-Bolts)	1	
410	88991Y	Switch, [MPYA] (Vigor) (Neutral Safety) (2-Bolts) (11-Wires) (20" Long)	1	
420	98998	Solenoid Assembly, [MPYA / M5DA / M5HA] (Shift) (on Inside)	1	28200-PY4-004
420	98998V	Dual Solenoid, [MPWA] (Vigor) (Shift) (With Harness)	1	28200-PW4-043
425	98999	Solenoid Assembly, [MPYA / M5DA / M5HA] (Lock-up) (On Outside)	1	
425	98999V	Dual Solenoid, [MPWA] (Vigor) (Lock-Up on Top of Bell)	1	28300-PW7-003
431	98997V	Solenoid, [MPWA] (Vigor) (Linear)	1	
436	98922L	Sensor, [MPYA / M5DA] (NC) (3-3/4" Wire Harness)	1	
436	88922Y	Sensor, [MPWA] (Vigor) (NC) (Speed Reads Off Countershaft)	1	
438	98958L	Sensor, [MPYA / M5DA] (NM) (7-1/2" Wire Harness)	1	
438	88958Y	Sensor, [MPWA] (Vigor) (NM) (Speed Reads Off Mainshaft)	1	
446	88995Y	Wire Harness, [MPWA] (Vigor) (Linear) (22-1/2" Long) (2-Wire)	1	
HARD PARTS				
510	98912L	Pump Housing, [MPYA] (Cast # PY4)	1	
510	88912Y	Pump Housing, [MPWA] (Vigor) (Cast # PW4)	1	
510	98912M	Pump Housing, [M5DA] (Cast # M5D)	1	
529	98813L	Converter Reactor, [MPYA / M5DA] (Cast # PY4)	1	
529	88813Y	Converter Reactor, [MPWA] (Vigor) (Cast # W4)	1	
530	K98201L	Pump Gears, [MPYA / M5DA] (19-Teeth & 29-Teeth) (With 39-Splines)	1	

ACURA (4-SPEED) [M1WA / MPWA] (VIGOR) [MPYA / M5DA / M5HA]

ILL#	PART#	DESCRIPTION	QTY	REF #
HARD PARTS (Cont)				
530	K88201	Pump Gears, [MPWA] (Vigor) (38-Spline Gears) (28-Teeth) (.470" Thick)	1	
535	98767L	Pin, [MPYA / M5DA] (Pump Gear)	1	
544	98202L	Plate, [MPYA] (Seperator Pump & Bell Housing)	1	
544	88202Y	Plate, [MPWA] (Vigor) (Seperator Pump & Bell Housing)	1	
544	98202M	Plate, [M5DA] (Seperator Pump & Bell Housing)	1	
550	98734L	Drum, [MPYA] (1st / 4th Clutch) (Mainshaft)	1	
550	88735Y	Drum, [MPWA] (Vigor) (2nd / 4th Clutch) (4.960"OD)	1	
550	98734M	Drum, [M5DA] (1st / 4th Clutch) (Mainshaft) (5.400"OD)	1	
552	98736L	Drum, [MPYA] (2nd Clutch) (Mainshaft) (3.545"OD)	1	
554	98734L	Drum, [MPYA / M5DA] (Low) (Countershaft) (3.545"OD)	1	
554	88734Y	Drum, [MPWA] (Vigor) (Low Hold) (Countershaft)	1	
555	98815L	Drum, [MPYA] (3rd Clutch) (Countershaft) (5.410"OD)	1	
555	88815B	Drum, [MPWA] (Vigor) (3rd Clutch) (4.965"OD) (10-Teeth Steels)	1	
555	98815M	Drum, [M5DA] (3rd Clutch) (Countershaft) (5.420"OD)	1	
556	98716L	Drum, [MPYA] (Reverse) (Countershaft) (5.413"OD)	1	
556	98716M	Drum, [M5DA] (Reverse Clutch) (5.425"OD)	1	
557	88734C	Drum, [MPWA] (Vigor) (Low) (Mainshaft) (10-Teeth Steels) (4.965"OD)	1	
574	88943Y	Low Hub, [MPWA] (Vigor) (Countershaft) (41-Teeth) (3.383"OD)	1	
SPRAGS & ONE WAY CLUTCHES				
652	98727	Sprag, [MPYA / M5DA] (Low) (Countershaft) (34-Lugs)	1	
652	88727B	Sprag, [MPWA] (Vigor) (Low) (Countershaft) (28-Lugs) (.820" Wide)	1	23423-PL5-J00
654	98727A	Sprag, [MPYA / M5DA] (2nd) (Countershaft) (30-Lugs) (.850" Wide)	1	
662	98851	Inner Race, [MPYA / M5DA] (Low Sprag) (Countershaft) (3.115"OD)	1	
HARD PARTS (Cont)				
672	98802L	Mainshaft, [MPYA] (23-1/8") (#214 Bearing Is 1-1/8" Long) (*Retros to [M5DA] If Sold With 98451L)	1	
672	88202Y	Mainshaft, [MPWA] (Vigor) (41-Teeth) (1-Groove) (3.690"OD) (18-5/8" Long)	1	
672	98202M	Mainshaft, [M5DA] (23-1/8") (#214 Bearing Is 3/4" Long) (*Retros to [MPYA] If Sold With 98451M)	1	
675	98983L	Shaft, [MPYA] (Secondary)	1	
675	88983Y	Shaft, [MPWA] (Vigor) (Secondary) (10-3/8" Long) (1.170"OD at Splines)	1	
676	98760	Countershaft, [MPYA] (38-Teeth) (18-1/2" Long)	1	
676	88814Y	Countershaft, [MPWA] (Vigor) (37-Teeth) (16-1/4" Long) (6-Sets of Splines)	1	
676	98760M	Countershaft, [M5DA] (39-Teeth) (18-1/2" Long)	1	
689	98688L	Plate, [MPYA] (Countershaft Bearing)	1	
689	88688Y	Plate, [MPWA] (Vigor) (Countershaft to Bell) (Tin) (Cast # PY4)	1	
690	98878	Gear, [MPYA / M5DA] (Park With Inner Race Countershaft) (21-Lugs)	1	
690	88824Y	Gear, [MPWA] (Vigor) (Park) (10-Lugs) (1.125" Thick)	1	
694	98726	Retainer, [MPYA / M5DA] (Holds Sprag Into Low Gear)	1	
708	98831L	Secondary Gear, [MPYA] (53-Teeth) (No Groove) (Cast # PY4)	1	
708	88831Y	Secondary Gear, [MPWA] (Vigor) (60-Teeth) (5.940"OD)	1	
708	98831M	Secondary Gear, [M5DA] (52-Teeth) (1-Groove) (Cast # P5DA)	1	
VALVE BODIES				
740	98200L	Valve Body, [MPYA] (Cast # PY4) (3-Switch)	1	
740	88200Y	Valve Body, [MPWA] (Vigor) (Cast # PW4 & HM4 on Servo Side)	1	
740	98200M	Valve Body, [M5DA] (Cast # PD5) (3-Switch)	1	

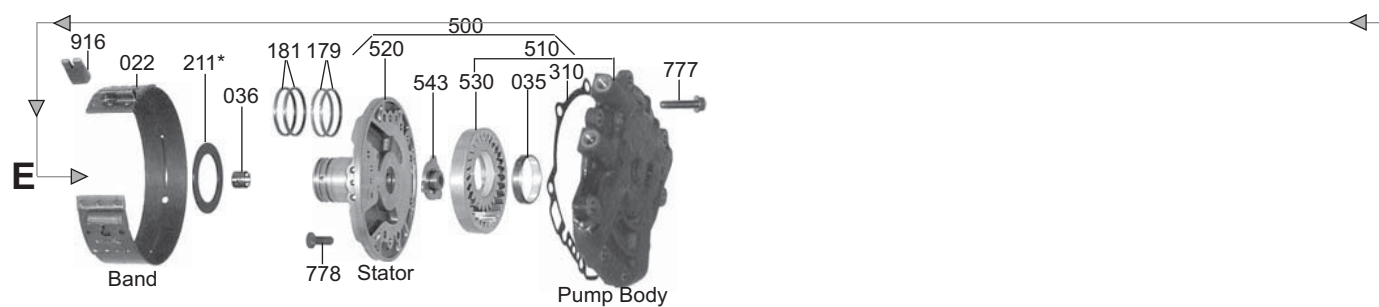

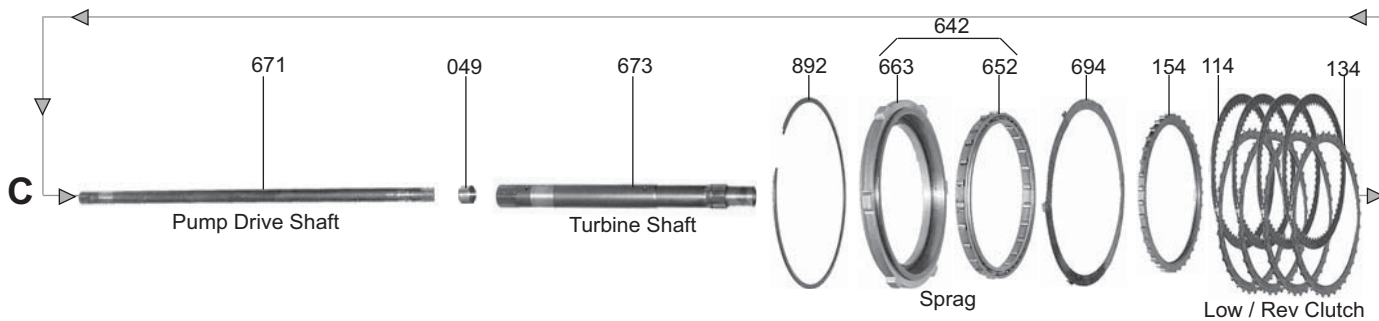
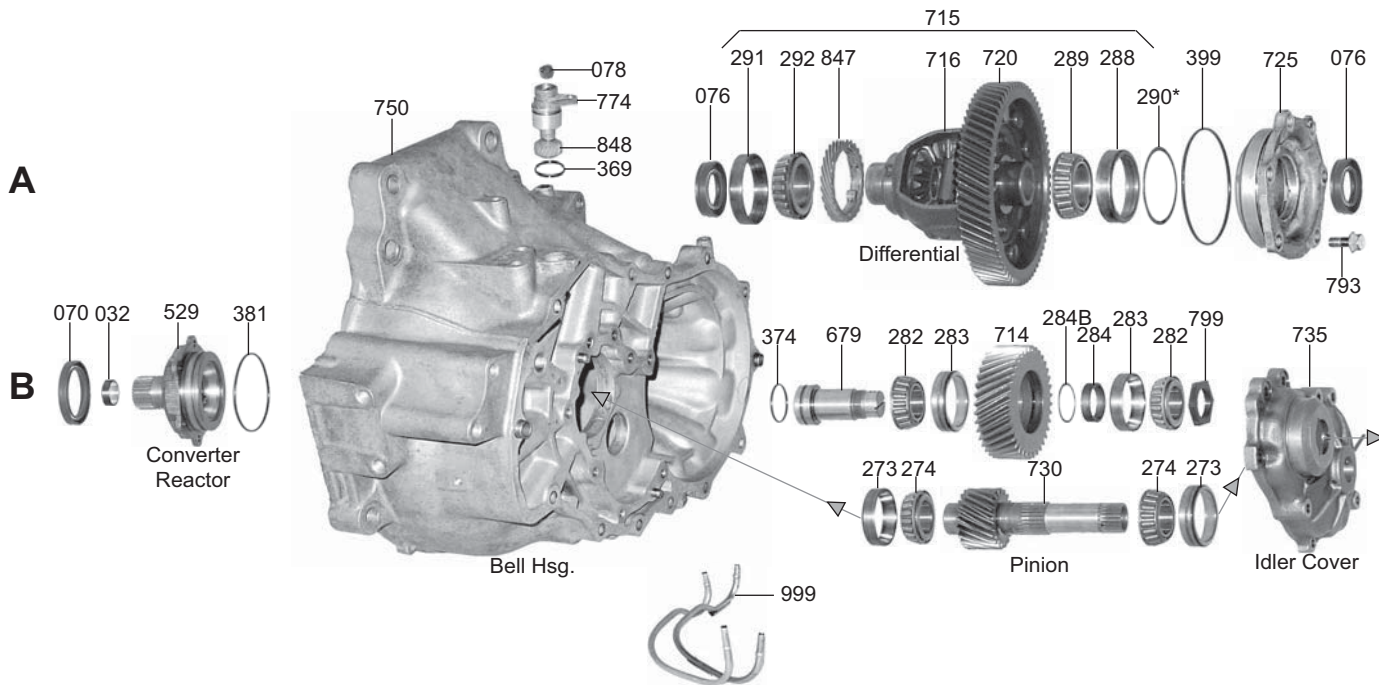
ACURA (4-SPEED) [M1WA / MPWA] (VIGOR) [MPYA / M5DA / M5HA]

ILL#	PART#	DESCRIPTION	QTY	REF #
		VALVE BODY COMPONENTS		
741	98683L	Manual Valve, [MPYA] (Valve Body) (7-5/8" Long) (7-Bands)	1	
741	98683M	Manual Valve, [M5DA] (Valve Body) (7-5/8" Long) (5-Bands)	1	
746	88688YA	Plate, [MPWA] (Vigor) (Solenoid to Valve Body Plate)	1	
		HARD PARTS (Cont)		
750	98201L	Bell Housing, [MPYA] (Cast # PY4) (5-3/4" Top Bolts)	1	
750	88701Y	Bell Housing, [MPWA] (Vigor) (4-7/8" Thick) (3" Top Bolts)	1	
750	98201M	Bell Housing, [M5DA] (Cast # P5D) (5-3/4" Top Bolts)	1	
759	98502L	Rear Cover, [MPYA / M5DA] (Cast # PY4)	1	
759	98202Y	Rear Cover, [MPWA] (Vigor) (Cast # PW4)	1	
760	98204L	Case, [MPYA] (Cast # PY4) (14-Bolt Pan)	1	
760	98204Y	Case, [MPWA] (Vigor) (12-13/16" Long) (16-Bolt Pan) (9-Bolt Rear Cover)	1	
760	98204M	Case, [M5DA] (Cast # P5D) (14-Bolt Pan)	1	
765	98801L	Pan, [MPYA/ M5DA] (Bottom) (Aluminum) (14-Bolt) (1-7/8" Deep)	1	
765	88801Y	Pan, [MPWA] (Vigor) (Bottom)	1	
771	98811L	Plug, [MPYA / M5DA] (Extension Housing) (Allen Head) (For Access to Hidden Snap Ring)	1	
793	98811M	Plug, [MPYA/ M5DA] (Axle Hole) (2WD) (1/2" Square Drive) (1.407"OD Thread)	1	
795	88948	Nut, [MPWA] (Vigor) (Mainshaft) (Left Hand Thread) (.435" Thick)	1	
795	98949L	Nut, [MPYA / M5DA] (Mainshaft) (Right Hand Thread)	1	
796	98948L	Nut, [MPYA / M5DA] (Countershaft) (Left Hand Thread)	1	
800	98761	Gear, [MPYA] (Low) (Mainshaft) (21-Teeth)	1	
800	88817Y	Gear, [MPWA] (Vigor) (Low) (Mainshaft) (17-Teeth) (2.163"OD) (41-Clutch Splines)	1	
801	98763	Gear, [MPYA] (Low) (Countershaft) (52-Teeth) (45-Clutch Splines)	1	
801	88825Y	Gear, [MPWA] (Vigor) (Low) (Countershaft) (45-Teeth) (1-Groove) (5.205"OD)	1	
801	98763M	Gear, [M5DA] (Low) (Countershaft) (59-Teeth) (45-Clutch Splines)	1	
803	98898	Gear, [MPYA] (2nd) (Mainshaft) (31-Teeth) (3.210"OD)	1	
803	88816Y	Gear, [MPWA] (Vigor) (2nd) (Mainshaft) (28-Teeth) (1-Groove) (2.280" Tall)	1	
803	98898M	Gear, [M5DA] (2nd) (Mainshaft) (33-Teeth) (3.210"OD)	1	
804	98819L	Gear, [MPYA] (Low With Reverse Hub) (Countershaft) (45-Teeth)	1	
804	88819Y	Gear, [MPWA] (Vigor) (2nd) (Countershaft) (43-Teeth) (4.380"OD)	1	
804	98819M	Gear, [M5DA] (Low With Reverse Hub) (Countershaft) (48-Teeth)	1	
806	98890	Gear, [MPYA] (3rd) (Mainshaft) (38-Teeth)	1	
806	98890M	Gear, [M5DA] (3rd) (Mainshaft) (39-Teeth) (3.965"OD)	1	
807	98891	Gear, [MPYA] (3rd) (Countershaft) (.650" Thick at Teeth)	1	
807	88820Y	Gear, [MPWA] (Vigor) (3rd) (Countershaft) (40-Teeth) (3.600"OD)	1	
807	98891M	Gear, [M5HA] (3rd) (Countershaft) (37-Teeth) (.690" Thick at Teeth)	1	
809	98892	Gear, [MPYA] (4th) (Mainshaft) (46-Teeth) (No Groove)	1	
809	88826Y	Gear, [MPWA] (Vigor) (4th) (Mainshaft) (49-Teeth) (No Groove)	1	
809	98892M	Gear, [M5DA] (4th) (Mainshaft) (46-Teeth) (1-Groove)	1	
810	98893	Gear, [MPYA] (4th) (Countershaft) (49-Teeth)	1	
810	88818Y	Gear, [MPWA] (Vigor) (4th) (Countershaft) (32-Teeth) (1-Groove) (2.935"OD) (1.495"ID)	1	
810	98893M	Gear, [M5DA] (4th) (Countershaft) (30-Teeth) (3.130"OD)	1	
815	98832M	Gear, [M5DA] (Reverse) (Mainshaft) (25-Teeth)	1	
816	98894	Gear, [MPYA] (Reverse) (Countershaft) (38-Teeth) (1.535"ID)	1	
816	88821Y	Gear, [MPWA] (Vigor) (Reverse) (Countershaft) (40-Teeth) (4.275"OD)	1	
816	98894M	Gear, [M5DA] (Reverse) (Countershaft) (47-Teeth)	1	
818	98223L	Gear, [MPYA] (Reverse Idler) (20-Teeth)	1	
818	88223B	Gear, [MPWA] (Vigor) (Reverse Idler) (24-Teeth) (Straight Teeth)	1	

ACURA (4-SPEED) [M1WA / MPWA] (VIGOR) [MPYA / M5DA / M5HA]

ILL#	PART#	DESCRIPTION	QTY	REF #
		HARD PARTS (Cont)		
818	98223M	Gear, [M5DA] (Reverse Idler) (24-Teeth) (Right Angle)	1	
830	88822Y	Selector, [MPWA] (Reverse) (Countershaft) (2.593") (.550" Wide) (Select Teeth Right Angled & Pointed)	1	
835	88822YA	Hub, [MPWA] (Vigor) (Reverse Selector) (24-Teeth) (.470" Thick) (2.040"OD)	1	
840	88624Y	Fork, [MPWA] (Vigor) (Reverse) (2.310"ID at Forks)	1	
850	98999L	Cushion, [MPYA] (All Drums) (.083" Thick) (*Also [M5DA] 1st / 2nd / 3rd / 4th Clutch)	1-6	
850	88999Y	Cushion, [MPWA] (Vigor) (Low / 2nd / 3rd / 4th & Low Hold Clutch) (.071")	1-4	
850	88999YA	Cushion, [MPWA] (Vigor) (Low / 2nd / 3rd / 4th & Low Hold Clutch) (.075")	1-4	
850	88999YB	Cushion, [MPWA] (Vigor) (Low / 2nd / 3rd / 4th & Low Hold Clutch) (.078")	1-4	
850	98999M	Cushion, [M5DA] (Reverse / Low Hold Clutch) (.055" Thick)	1-2	
895	98918L	Wire Snap Ring, [MPYA / M5DA / MPWA] (Vigor) (Holds #675 Into #708)	1	
924	98899L	Regulator, [MPYA] (Cast # PYA or # PY4) (With Plate)	1	
924	88899Y	Regulator, [MPWA] (Vigor) (Cast # PW4) (9-Bolt)	1	
924	98899M	Regulator, [M5DA] (Cast # P5D) (With Plate)	1	
960	98741L	Piston, [MPYA] (1st / 2nd / 3rd / 4th & Low Hold Clutch) (*Also [M5DA] 2nd & Low Hold Clutch)	1-5	
960	88741Y	Piston, [MPWA] (Vigor) (Low / 2nd / 3rd / 4th Clutch) (4.552"OD) (.318" Thick at Edge)	1-4	
960	88741YA	Piston, [MPWA] (Vigor) (Low Hold Clutch) (4.555"OD) (1.585"ID)	1	
960	98741M	Piston, [M5DA] (1st / 3rd / 4th Clutch) (.362" Thick at Edge)	1-3	
966	98741LA	Piston, [MPYA / M5DA] (Reverse Clutch)	1	
967	98741LB	Piston, [MPYA] (Reverse Clutch)	1	
976	98741MA	Piston, [M5DA] (Reverse Clutch)	1	
970	98744L	Spring, [MPYA] (1st / 2nd / 3rd / 4th & Low Hold Clutch Return) (*Also [M5DA] 2nd & Low Hold Clutch)	1-5	
970	88744Y	Spring, [MPWA] (Vigor) (Low / 2nd / 3rd & 4th Clutch Return)	1-4	
970	98744M	Spring, [M5DA] (1st / 3rd & 4th Clutch Return) (1.310" Thick)	1-3	
974	88744YA	Spring, [MPWA] (Vigor) (Low Hold Clutch Return) (2.500"OD)	1	
976	98744LA	Spring, [MPYA] (Reverse Clutch Return) (2.553"OD)	1	
976	98744MA	Spring, [M5DA] (Reverse Clutch Return) (2.605"OD)	1	
980	98745L	Retainer, [MPYA / M5DA] (1st / 2nd / 3rd / 4th & Low Hold Clutch Spring)	1-5	
980	98745LA	Retainer, [MPYA] (1st / 1st Hold / 3rd / 2nd / 4th Clutch)	5	
980	98745LB	Retainer, [MPYA / M5DA] (Reverse Clutch Spring)	1	
980	88745Y	Retainer, [MPWA] (Vigor) (Low / 2nd / 3rd / 4th Clutch) (2.555"OD) (1.715"ID)	1-4	
986	98745LC	Retainer, [MPYA / M5DA] (Reverse Clutch)	1	
991	98675M	Shaft, [M5DA] (Linkage) (4-5/8" Long) (With Threaded End)	1	

NOTES:



MAZDA [F3A]

ILL#	PART#	DESCRIPTION	QTY	REF #
		OVERHAUL KIT		
	K91900	Overhaul Kit, [F3A] (Combo) (Mazda, Ford, GM, Isuzu) 1981-97	1	
		MASTER L/STEEL KITS		
	DK9100-S	Master L/Steels Kit, [F3A] (Mazda & Ford) 1981-97	1	
	DK9100A-S	Master L/Steels Kit, [F3A] (GM & Isuzu)	1	
		MASTER W/STEEL KITS		
	DK9100	Master W/Steels Kit, [F3A] (Mazda, Ford) 1981-97	1	
	DK9100A	Master W/Steels Kit, [F3A] (GM, Isuzu)	1	
		FILTERS		
010	91710	Filter, [F3A] (GLC) 1981-87	1	FT01-19-815
010	91710A	Filter, [F3A] (GM & Isuzu) (Deep Pan Without Tube) 1985-93	1	8-94413320-0
010	91710B	Filter, [F3A] (323) 1981-90 (Tracer & Festiva 1987-90) (Shallow Pan)	1	FT21-19-8150
010	91710C	Filter, [F3A] (GM & Isuzu) (Deep Pan With Tube) 1987-91 (Storm 1990-95)	1	8-94428489-0
010	91710D	Filter, [F3A] (Tracer & Festiva) (Deep Pan) 1989-93	1	E9BZ-7A098-A
010	91710E	Filter, [F3A] (Aspire) 1994-Up (Deep Pan With Short Tube)	1	F4BZ-7A098-A
		FILTER KITS		
	FK91710	Filter Kit, [F3A] (GLC) 1981-87	1	
	FK91710A	Filter Kit, [F3A] (GM & Isuzu) (Deep Pan Without Tube) 1985-93	1	
	FK91710B	Filter Kit, [F3A] (323) 1981-90 (Tracer & Festiva) 1987-90 (Shallow Pan)	1	
	FK91710C	Filter Kit, [F3A] (GM & Isuzu) (Deep Pan With Tube) 1987-91 (Storm 1990-95)	1	
	FK91710D	Filter Kit, [F3A] (Tracer & Festiva) (Deep Pan) 1989-93	1	
	FK91710E	Filter Kit, [F3A] (Aspire) 1994-Up (Deep Pan With Short Tube)	1	
		BAND		
022	66320F	Band, [F3A] (Flex)	1	0338-19-360B
		BUSHINGS		
	K91000	Bushing Kit, [F3A] 1981-Up	1	
	91005	Bushing, [F3A] (Converter Hub) (1.418"OD)	1	31137-X5000
	91004	Bushing, [F3A] (Housing Cover) (23.10mm OD x 15.30 Long) 1981-84	2	31343-X5000
	91004A	Bushing, [F3A] (Housing Cover) (23.85mm OD x 13.20 Long) 1985-Up	1	31343-X5100
	91004B	Bushing, [F3A] (Housing Cover) (23.85mm OD x 8.30 Long) 1985-Up	1	31375-X5100
032	91010	Bushing, [F3A] (Converter Reactor) (Front)	1	31337-X5000
032	91011	Bushing, [F3A] (Converter Reactor) (Rear)	1	
035	91003	Bushing, [F3A] (Inner Pump Gear)	1	31358-X5000
036	91002	Bushing, [F3A] (Stator to Turbine Shaft)	1-2	31353-X5000
038	66003A	Bushing, [F3A] (Direct Drum)	1	31513-X5000
049	91001	Bushing, [F3A] (Turbine Shaft)	2	31412-X5000
052	91007	Bushing, [F3A] (Sun Gear)	2	31462-X5000
	91006	Bushing, [F3A] (Governor Shaft)	1	31883-X5000
		METAL CLAD SEALS		
070	91151	Seal, [F3A] (Front) 1981-Up	1	FT01-19-223
076	42152	Seal, [F3A] (Both Axles) (*All Except GM & Isuzu)	2	FUO3-27-238A
076	75152	Seal, [F3A] (Both Axles) (GM & Isuzu)	2	90129860
078	91511	Seal, [F3A] (Speed-O Housing)	1	
		FRICTION CLUTCHES		
106	66304	Friction, [F3A] (Forward & Direct Clutch) (.063")	7-8	0338-19-500A
114	91102	Friction, [F3A] (Low / Reverse Clutch) (.060")	4	FT01-19-610
	K91100	Friction Module, [F3A]	1	

MAZDA [F3A]

ILL#	PART#	DESCRIPTION	QTY	REF #
		STEEL CLUTCHES		
126	91100	Steel, [F3A] (Forward & Direct Clutch) (.063")	7	FT01-19-499
134	91104	Steel, [F3A] (Low / Reverse Clutch) (.059")	5	FT01-19-609
		CLUTCH PRESSURE PLATES		
146	66307	Pressure Plate, [F3A] (Forward & Direct Clutch) (*Specify Thickness .190" to .295")	1	94140874
154	66309	Pressure Plate, [F3A] (Low / Reverse Clutch) (*Specify Thickness .307" to .346")	1	FT01-19-618B
		MODULATORS		
160	66830X	Modulator, [F3A] (Adjustable) (Screw In)	1	31938-X3100
160	66830B	Modulator, [F3A] (Aspire) (Push In)	1	F4BZ-7A377A
164	91682	Modulator Pin, [F3A] (1.160" Long)	1	
164	91682A	Modulator Pin, [F3A] (1.180" Long)	1	
164	91682B	Modulator Pin, [F3A] (1.200" Long)	1	
164	91682C	Modulator Pin, [F3A] (1.220" Long)	1	
164	91682D	Modulator Pin, [F3A] (1.240" Long)	1	
		OIL SEALING RINGS		
	K91901	Ring Kit, [F3A] 1981-Up	1	
179	66227	Ring, [F3A] (Stator) (Direct Clutch) (Metal)	2	0338-19-256
181	66228	Ring, [F3A] (Stator) (Forward Clutch) (Metal)	2	0338-19-257
	91300T	Ring, [F3A] (Front Planet) (Some) (Teflon)	1	
189	91229	Ring, [F3A] (Governor) (Metal)	3	FT01-19-6551
189	91229T	Ring, [F3A] (Governor) (Teflon)	3	
		WASHERS & BEARINGS		
	K66707	Washer Kit, [F3A] (Pump to Drum Only) (5-Plastic)	1	
211	66707	Washer, [F3A] (Stator to Direct Drum) (1.50mm)	1	0338-19-646
211	66707A	Washer, [F3A] (Stator to Direct Drum) (1.70mm)	1	0338-19-647
211	66707B	Washer, [F3A] (Stator to Direct Drum) (1.90mm)	1	0338-19-641
211	66707C	Washer, [F3A] (Stator to Direct Drum) (2.10mm)	1	0338-19-642
211	66707D	Washer, [F3A] (Stator to Direct Drum) (2.30mm)	1	0338-19-643
211	66707E	Washer, [F3A] (Stator to Direct Drum) (2.50mm)	1	0338-19-644
211	66707F	Washer, [F3A] (Stator to Direct Drum) (2.70mm)	1	0338-19-645
228	91719	Race, [F3A] (Stator to Forward Drum) (3-Tab) (1.2mm)	1	FT01-19-621
228	91719A	Race, [F3A] (Stator to Forward Drum) (3-Tab) (1.4mm)	1	FT01-19-632
228	91719B	Race, [F3A] (Stator to Forward Drum) (3-Tab) (1.6mm)	1	FT01-19-633
228	91719C	Race, [F3A] (Stator to Forward Drum) (3-Tab) (1.8mm)	1	FT01-19-634
228	91719D	Race, [F3A] (Stator to Forward Drum) (3-Tab) (2.0mm)	1	FT01-19-635
228	91719E	Race, [F3A] (Stator to Forward Drum) (3-Tab) (2.2mm)	1	FT01-19-636
229	66708	Bearing W/Race, [F3A] (Stator to Forward Drum)	1	FT01-19-621A
231	91721	Race, [F3A] (Hub to Forward Drum) (3-Tabs) & (Low / Reverse Clutch Hub)	2	0338-19-656
232	66708	Bearing W/Race, [F3A] (Forward Hub to Drum) & (Low / Reverse Clutch Hub)	2	FT01-19-621A
232	66708A	Bearing W/Race, [F3A] (Forward Hub to Drum) (1-Piece) & (Low / Reverse Clutch Hub)	2	0338-19-622
235	66711	Bearing W/Race, [F3A] (Rear Planet to Hub), (Front Planet to Hub)	1-2	0338-19-623
236	91713B	Race, [F3A] (Front Planet to Hub), (Rear Planet to Hub)	1-2	0338-19-639
238	66711	Bearing W/Race, [F3A] (Front Planet to Sun Gear)	1	0338-19-623
243	66712	Race, [F3A] (Shell to Bearing)	1	FT01-19-866
274	91718	Bearing W/Race, [F3A] (Pinion)	2	94140699
282	91718	Bearing W/Race, [F3A] (Idler Gear)	2	94140699

MAZDA [F3A]

ILL#	PART#	DESCRIPTION	QTY	REF #
		GASKETS & RUBBER COMPONENTS		
300	91500	Gasket, [F3A] (Bottom Pan)	1	94140737
310	91522	Gasket, [F3A] (Pump Body to Case)	1	FT01-19-221A
		TECHNICAL MANUAL		
	TMKF100	Technical Manual, [F3A] (*Available on CD only)	1	
		ELECTRICAL COMPONENTS		
410	91947	Switch, [F3A] (Neutral Safety)	1	
434	91835	Solenoid, [F3A] (Kickdown)	1	94140715
		HARD PARTS		
500	91912	Pump, [F3A] (Complete) (Uses a 2-Tab Washer on Stator)	1	FT01-19-220
500	91912A	Pump, [F3A] (Complete) (Uses a 3-Tab Washer on Stator)	1	
510	91916	Pump Body W/Gears, [F3A]	1	
520	91425	Stator, [F3A] (2-Tab Washer Type)	1	
520	91425A	Stator, [F3A] (3-Tab Washer Type)	1	
529	91450A	Converter Reactor, [F3A] (2-Bushings) (2.325" Tall)	1	
529	91450C	Converter Reactor, [F3A] (2-Bushings) (2.900" Tall) (.926"ID at Converter Splines)	1	
529	91450	Converter Reactor, [F3A] (1-Bushing) (2.920" Tall) (.850"ID at Converter Splines)	1	
529	91450B	Converter Reactor, [F3A] (1-Bushing) (2.920" Tall) (.820"ID at Converter Splines)	1	
530	K91201	Pump Gears, [F3A]	1	94144319
543	91408	Flange, [F3A] (Pump Drive)	1	
554	91716	Drum, [F3A] (Forward) (W/ 3-Holes For # 231) (Uses 1.373"OD Bearing # 229) (2-1/2" Tall)	1	FT01-19-511
554	91716A	Drum, [F3A] (Forward) (W/ 3-Holes For # 231) (Uses 1.373"OD Bearing # 229) (2-5/8" Tall)	1	
554	91716B	Drum, [F3A] (Forward) (With 1-Piece Bearing # 232) (Uses 1.373"OD Bearing # 229) (2-5/8" Tall)	1	
554	91716C	Drum, [F3A] (Forward) (With 1-Piece Bearing # 232) (Uses 1.647"OD Bearing # 229) (2-5/8" Tall)	1	
554	91716D	Drum, [F3A] (Forward) (W/ 3-Holes For # 231) (Uses 1.647"OD Bearing # 229) (2-5/8" Tall)	1	
554	91716E	Drum, [F3A] (Forward) (With 1-Piece Bearing # 232) (Uses 1.647"OD Bearing # 229) (2-1/2" Tall)	1	
554	91716F	Drum, [F3A] (Forward) (W/ 3-Holes For # 231) (Uses 1.647"OD Bearing # 229) (2-1/2" Tall)	1	
555	91733	Drum, [F3A] (Direct Clutch)	1	FT01-19-470
574	91785A	Hub, [F3A] (Forward Clutch) (Front Planet Ring Gear Hub)	1	
582	91747A	Planet, [F3A] (Front) (3-Gear) (1-Groove)	1	
582	91747	Planet, [F3A] (Front) (3-Gear) (No Groove)	1	FT01-19-540
582	91747B	Planet, [F3A] (Front) (4-Gear) (1-Groove)	1	
584	91731A	Planet, [F3A] (Rear) (1-Groove)	1	FT01-19-570
584	91731	Planet, [F3A] (Rear) (No Groove)	1	FT01-19-570
592	91785	Ring Gear, [F3A] (Front Planet) (No Groove or 1-Groove)	1	FT01-19-533
594	91924A	Ring Gear W/Hub, [F3A] (Rear With Park Gear) (1-Groove)	1	
594	91924	Ring Gear W/Hub, [F3A] (Rear With Park Gear) (No Groove)	1	
612	91748A	Sun Gear, [F3A] (1-Groove) (2-1/16" Long)	1	
612	91748	Sun Gear, [F3A] (No Groove) (2-1/16" Long)	1	FT01-19-560
619	91944A	Spacer, [F3A] (Sun Gear) (Fits 1-Groove Sun Gear)	1	
619	91944	Spacer, [F3A] (Sun Gear) (Fits No Groove Sun Gear)	1	
622	91749A	Shell, [F3A] (Connecting) (Fits 1-Groove Sun Gear)	1	
622	91749	Shell, [F3A] (Connecting) (Fits No Groove Sun Gear)	1	FT01-19-565
		SPRAGS & ONE WAY CLUTCHES		
642	91724	Sprag Assembly, [F3A] (16-Segments) (With Outer Race)	1	FT01-19-595

MAZDA [F3A]

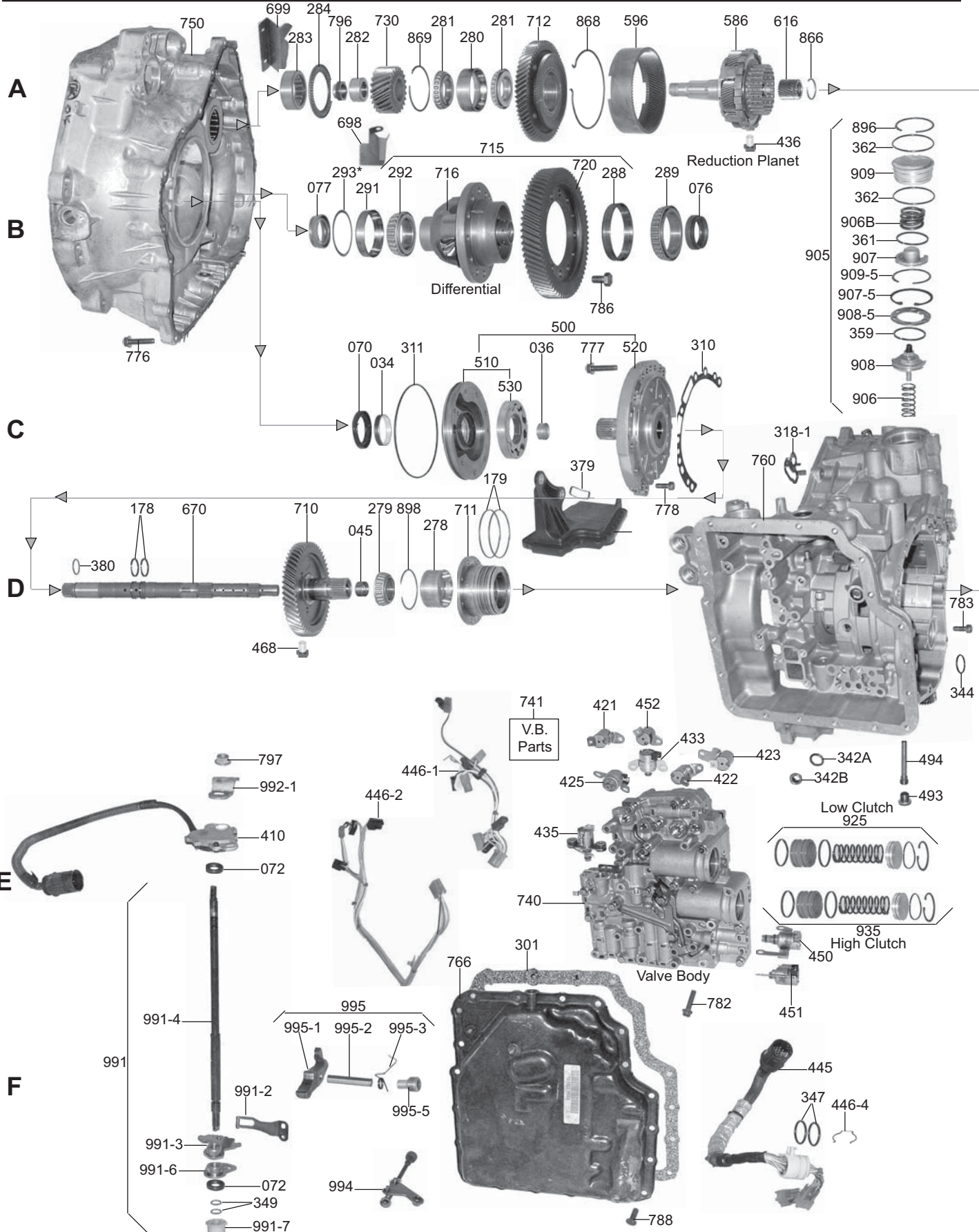
ILL#	PART#	DESCRIPTION	QTY	REF #
		SPRAGS & ONE WAY CLUTCHES (Cont)		
642	91724A	Sprag Assembly, [F3A] (24-Segments) (With Outer Race)	1	
		HARD PARTS		
662	91925	Inner Race, [F3A] (Sprag)	1	
671	91878	Pump Shaft, [F3A] (14-3/16" Long)	1	FT05-19-265
671	91879	Pump Shaft, [F3A] (13-1/2" Long)	1	FT01-19-265
673	91880	Turbine Shaft, [F3A] (1-Bushing) (11" Long) (With No Snap Ring Groove)	1	FT01-19-270B
673	91880A	Turbine Shaft, [F3A] (1-Bushing) (11" Long) (With 1-Snap Ring Groove)	1	FT06-19-270C
673	91880B	Turbine Shaft, [F3A] (1-Bushing) (10-1/2" Long) (With No Snap Ring Groove)	1	
673	91881	Turbine Shaft, [F3A] (2-Bushing Type) (11" Long)	1	
673	91881A	Turbine Shaft, [F3A] (2-Bushing Type) (11-1/8" Long)	1	
679	91616S	Shaft, [F3A] (Idler Gear)	1	
680	91410	Governor Assembly, [F3A] (15-Teeth) (Cast Iron Shank)	1	94140891
680	91410A	Governor Assembly, [F3A] (15-Teeth) (Aluminum Shank)	1	FT05-19-640A
686	91802	Cover, [F3A] (Governor)	1	
714	91616	Idler Gear W/Shaft, [F3A] (34-Teeth) (1.165" Wide) (4.075"OD)	1	
714	91616D	Idler Gear W/Shaft, [F3A] (35-Teeth) (1.065" Wide) (3.707"OD) (No Groove)	1	
714	91616E	Idler Gear W/Shaft, [F3A] (35-Teeth) (1.065" Wide) (3.707"OD) (3-Grooves)	1	
714	91616A	Idler Gear W/Shaft, [F3A] (37-Teeth) (.905" Wide) (3.960"OD)	1	
714	91616C	Idler Gear W/Shaft, [F3A] (37-Teeth) (1.065" Wide) (3.960"OD)	1	
714	91616B	Idler Gear W/Shaft, [F3A] (37-Teeth) (1.263" Wide) (3.960"OD)	1	
715	91455	Differential Assembly, [F3A] (67-Teeth) (1-1/8" Wide Gear)	1	
715	91455A	Differential Assembly, [F3A] (69-Teeth) (.870" Wide Gear)	1	E7GZ-4026-A
715	91455C	Differential Assembly, [F3A] (69-Teeth) (1-1/8" Wide Gear)	1	
715	91455D	Differential Assembly, [F3A] (69-Teeth) (.960" Wide Gear) (1-Groove)	1	
715	91455E	Differential Assembly, [F3A] (69-Teeth) (.960" Wide Gear) (No Groove)	1	
715	91455F	Differential Assembly, [F3A] (71-Teeth) (4-Grooves)	1	
715	91455B	Differential Assembly, [F3A] (65-Teeth) (1" Wide Gear)	1	
725	91852	Retainer, [F3A] (Differential)	1	
730	91615A	Pinion, [F3A] (Output Gear) (19-Teeth) (1.240" Wide Gear) (2.455"OD)	1	FT21-19-671
730	91615C	Pinion, [F3A] (Output Gear) (19-Teeth) (1.163" Wide Gear) (2.165"OD)	1	
730	91615	Pinion, [F3A] (Output Gear) (19-Teeth) (.980" Wide Gear) (2.170"OD)	1	FT01-19-671
730	91615B	Pinion, [F3A] (Output Gear) (20-Teeth) (1.365" Wide Gear) (2.215"OD)	1	E7GZ-7060-A
730	91615D	Pinion, [F3A] (Output Gear) (19-Teeth) (1.080" Wide Gear) (2.200"OD)	1	
730	91615E	Pinion, [F3A] (Output Gear) (20-Teeth) (1.135" Wide Gear) (2.445"OD)	1	
730	91615F	Pinion, [F3A] (Output Gear) (22-Teeth) (1.250" Wide Gear) (2.460"OD) (3-Grooves)	1	
735	91612	Idler Cover, [F3A] (Aluminum)	1	
735	91612A	Idler Cover, [F3A] (Cast Iron) (Uses No Tab Washer)	1	
735	91612B	Idler Cover, [F3A] (Cast Iron) (Uses 3-Tab Washer)	1	
		VALVE BODIES		
740	91940	Valve Body, [F3A] (Non Lock-Up)	1	
740	91940A	Valve Body, [F3A] (Lock-Up)	1	
		VALVE BODY COMPONENTS		
741	10000-12	Check Ball, [F3A] (Valve Body) (.218") (Package of 10)	AR	Sonnax
		HARD PARTS (Cont)		
750	91920	Bell Housing, [F3A] (Top Bolts 3-5/8") (13-Bolts to Case)	1	
750	91920A	Bell Housing, [F3A] (Top Bolts 5-1/8") (13-Bolts to Case)	1	

MAZDA [F3A]

ILL#	PART#	DESCRIPTION	QTY	REF #
		HARD PARTS (Cont)		
750	91920B	Bell Housing, [F3A] (Top Bolts 6-1/4") (14-Bolts to Case)	1	
750	91920C	Bell Housing, [F3A] (Top Bolts 6-1/4") (13-Bolts to Case)	1	
750	91920D	Bell Housing, [F3A] (Top Bolts 5") (15-Bolts to Case)	1	
750	91920E	Bell Housing, [F3A] (Top Bolts 2") (GLC)	1	
750	91920F	Bell Housing, [F3A] (Top Bolts 5-1/2") (323 & Tracer)	1	
750	91920G	Bell Housing, [F3A] (Top Bolts 4-1/2") (626)	1	
750	91920H	Bell Housing, [F3A] (Round Bell) (2-Studs For Mount) (Storm)	1	
750	91920I	Bell Housing, [F3A] (Round Bell) (1-Studs For Mount) (Spectrum)	1	
750	91920J	Bell Housing, [F3A] (Top Bolts are Offset) (Festiva) (No Differential Bearing Retainer)	1	
760	91926	Case, [F3A] (13-Bolts to Bell) (With 2-Threaded Cable Bracket Holes on Top)	1	
760	91926A	Case, [F3A] (13-Bolts to Bell) (No Threaded Cable Bracket Holes)	1	
760	91926B	Case, [F3A] (15-Bolts to Bell) (No Threaded Cable Bracket Holes)	1	
760	91926C	Case, [F3A] (15-Bolts to Case) (With 2-Threaded Cable Bracket Holes on Top)	1	
765	91801	Pan, [F3A] (Bottom) (.850" Deep at Deep End)	1	
765	91801A	Pan, [F3A] (Bottom) (1.380" Deep at Deep End)	1	
765	91801B	Pan, [F3A] (Bottom) (1.610" Deep at Deep End)	1	
765	91801C	Pan, [F3A] (Bottom) (2.500" Deep at Deep End)	1	
765	91801D	Pan, [F3A] (Bottom) (2.330" Deep at Deep End)	1	
799	91948	Nut, [F3A] (Idler Shaft)	1	
848	91405	Gear, [F3A] (Driven Speed-O With Housing)	1	
855	66306	Cushion, [F3A] (Forward and Direct Clutch)	1-2	
857	91105	Cushion, [F3A] (Low / Reverse Clutch)	1	
905	91895	Servo Assembly, [F3A]	1	
906	91891	Spring, [F3A] (Servo)	1	
907	91892	Piston, [F3A] (Servo)	1	
909	91893	Cover, [F3A] (Servo)	1	
916	91689	Strut, [F3A] (Band)	1	
964	91806	Piston, [F3A] (Forward Clutch)	1	
965	91807	Piston, [F3A] (Direct Clutch)	1	
967	91808	Piston, [F3A] (Low / Reverse Clutch)	1	
974	91940	Spring, [F3A] (Forward Clutch Return)	1	
975	91940A	Spring, [F3A] (Direct Clutch Return)	1	
977	91940B	Spring, [F3A] (Low / Reverse Clutch Return)	1	
984	91930	Retainer, [F3A] (Forward Clutch Spring)	1	
985	91930A	Retainer, [F3A] (Direct Clutch Spring)	1	
987	91931	Hub, [F3A] (Low / Reverse Clutch)	1	
991	K91676	Linkage Assembly, [F3A] (Internal)	1	
999	K91679	Lube Tube Set, [F3A] (2-Tubes)	1	

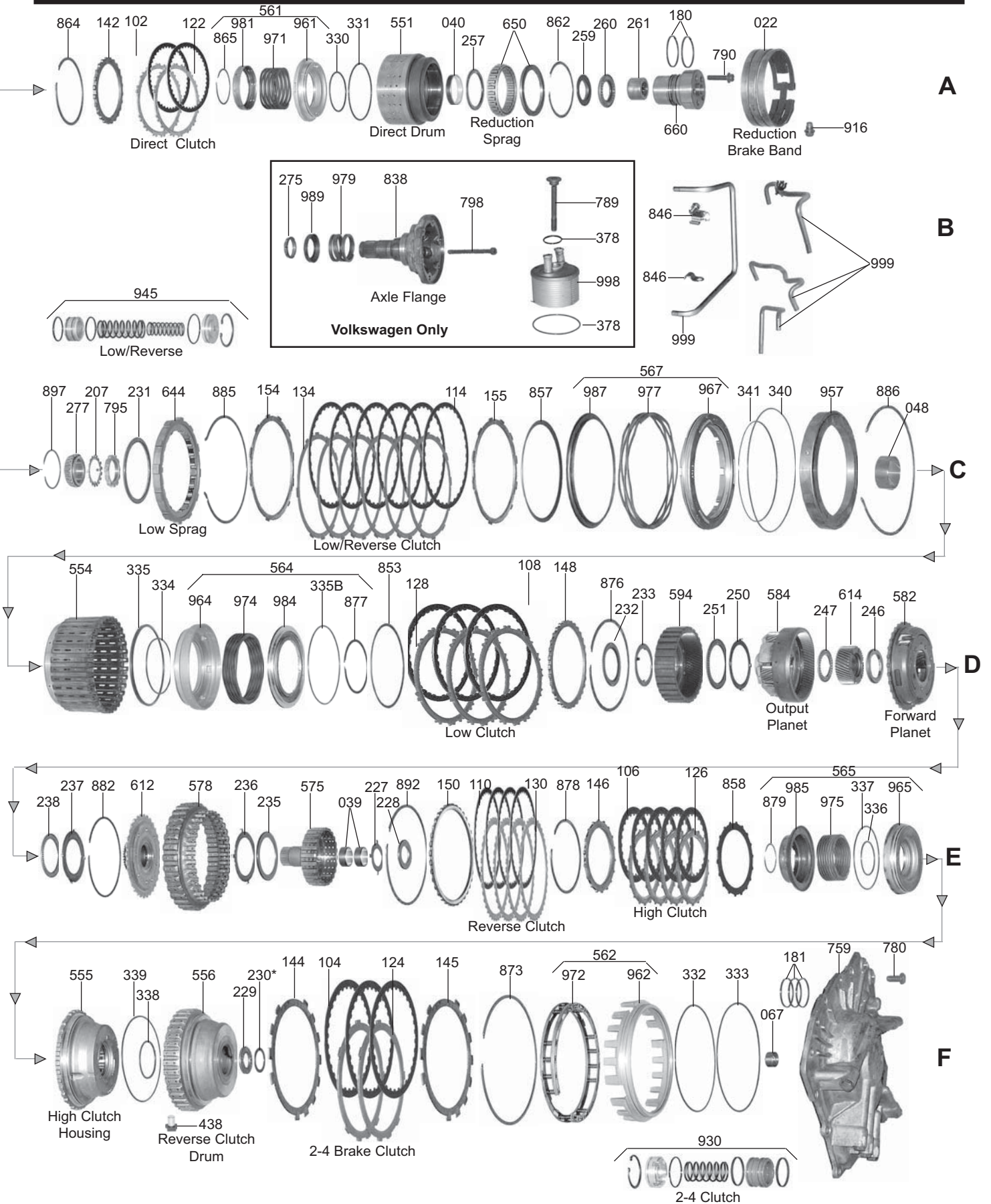
JF506E [JA5A-EL / 5F31J / RE5F01A / 09A]

FWD 5 Speed



JF506E [JA5A-EL / 5F31J / RE5F01A / 09A]

FWD 5 Speed



JF506E [JA5A-EL / 5F31J / RE5F01A / 09A]

ILL#	PART#	DESCRIPTION	QTY	REF #
		OVERHAUL KITS		
	K122900	Overhaul Kit, [JF506E] (Mazda, Freelander, & Jaguar) 2002-Up	1	
	K122900A	Overhaul Kit, [JF506E] (VW) 2002-Up	1	
		MASTER L/STEELS KITS		
	DK12200-S	Master L/Steels Kit, [JF506E] (Mazda, Freelander, & Jaguar) 2002-Up	1	
	DK12200A-S	Master L/Steels Kit, [JF506E] (VW) 2002-Up	1	
		MASTER W/STEELS KITS		
	DK12200	Master W/Steels Kit, [JF506E] (Mazda, Freelander, & Jaguar) 2002-Up	1	
	DK12200A	Master W/Steels Kit, [JF506E] (VW) 2002-Up	1	
		FILTERS		
010	122710	Filter, [JF506E] (VW **Except: VW Sharan) (.0650" Rectangle Pick-Up) 2002-Up	1	
010	122711	Filter, [JF506E] (Rover 75 & VW Sharan) (1.300" Square Pick-Up) 2002-Up	1	095-325-429
010	122712	Filter, [JF506E] (Mazda, Freelander, & Jaguar) (With Round Pick-Up) 2002-Up	1	
		BAND		
022	122700	Band, [JF506E] (All) (Reduction Brake) (1.460" Wide) 2002-Up	1	
		BUSHINGS		
	K122901	Bushing Kit, [JF506E] (All) 2002-Up	1	
034	122005	Bushing, [JF506E] (All) (Pump Body) (With Dimples) (1.760"OD) (1.645"ID) 2002-Up	1	
034	99005	Bushing, [JF506E] (All) (Pump Body) (Smooth Babbit) 2002-Up	1	
036	122002	Bushing, [JF506E] (All) (Stator) (1.040"OD) (.925"ID) 2002-Up	1	
039	122013	Bushing, [JF506E] (All) (High Clutch Hub) (.432" Tall) (.885"OD) (.790"ID) 2002-Up	2	
040	122008	Bushing, [JF506E] (All) (Direct Drum) (.610" Wide) (1.990"OD) (1.855"ID) 2002-Up	1	
045	122021	Bushing, [JF506E] (All) (Drive Transfer Gear) (Rear) (.985"OD) (.865"ID) (Bronze) 2002-Up	1	
048	122006	Bushing, [JF506E] (All) (Low Clutch Drum) (3.135"OD) (3.070"ID) (12-Holes) (Babbit) 2002-Up	1	
067	122024	Bushing, [JF506E] (All) (Rear Cover) (.745"OD) (.625"ID) 2002-Up	1	
		METAL CLAD SEALS		
070	64151	Seal, [JF506E] (Front Pump) 2002-Up	1	
072	69154	Seal, [JF506E] (All) (Shift Lever) (*All Except Freelander) (.975"OD) (.560"ID) 2000-Up	1	
072	78197	Seal, [JF506E] (All) (Shift Lever) (Lower) (Freelander) 2002-Up	1-2	
076	122152	Seal, [JF506E] (Mazda) (Axle) (Both Sides) (2.207"OD) (1.550"ID) 2002-Up	2	
076	122152A	Seal, [JF506E] (VW Sharan & Ford Galaxy) (Axle) (Both Sides) 2000-Up	2	
076	122152B	Seal, [JF506E] (Jaguar & Rover **Except Freelander) (Axle) (Both Sides) 2002-Up	2	
076	122152C	Seal, [JF506E] (Freelander) (Axle) (Both Sides) 2002-Up	2	
076	122152B	Seal, [JF506E] (Jaguar & Rover) (AWD) (Left-Axle) (Case Side) (With Flange) 2002-Up	1	
077	122152D	Seal, [JF506E] (Jaguar & Rover) (AWD) (Right-Axle) (Bell Housing Side) 2002-Up	1	
		FRICITION CLUTCHES		
102	122101	Friction, [JF506E] (All) (Direct Clutch) (.069") (24-Teeth) (4"OD) 2002-Up	3-4	FP01-19-580
104	122104	Friction, [JF506E] (All) (2-4 Brake Clutch) (.063") (32-Teeth) (7-1/2"OD) 2002-Up	3	FP01-19-3V0
106	63100A	Friction, [JF506E] (All) (High Clutch) (.063") (24-Teeth) (4.400"OD) 2002-Up	5	3153280X10
108	69102A	Friction, [JF506E] (All) (Low Clutch) (.068") (30-Teeth) (5-7/16"OD) 2002-Up	6-7	31532AA170
110	122105	Friction, [JF506E] (All) (Reverse Clutch) (.063") (32-Teeth) (6-1/8"OD) 2002-Up	2	3166295X00
114	63102	Friction, [JF506E] (All) (Low / Reverse Clutch) (.071") (32-Teeth) (6.500"OD) 2002-Up	7	3166280X02
	K122100	Friction Module, [JF506E] (All) 2002-Up	1	
		STEEL CLUTCHES		
122	122111	Steel, [JF506E] (All) (Direct Clutch) (.079") (24-Teeth) (3-3/8"ID) 2002-Up	4-5	FP01-19-499
124	122114	Steel, [JF506E] (All) (2-4 Brake Clutch) (.118") (7-Teeth) (6-5/8"OD) 2002-Up	2	FP01-19-3N4

JF506E [JA5A-EL / 5F31J / RE5F01A / 09A]

ILL#	PART#	DESCRIPTION	QTY	REF #
		STEEL CLUTCHES (Cont)		
126	122116	Steel, [JF506E] (All) (High Clutch) (.095") (18-Teeth) (3.608"ID) 2002-Up	4	FP01-19-6E1
126	122117	Steel, [JF506E] (All) (High Clutch) (.062") (18-Teeth) (3.608"ID) 2002-Up	1	FP01-19-6E2
128	122113	Steel, [JF506E] (All) (Low Clutch) (.055") (32-Teeth) (4.845"ID) 2002-Up	6-7	FP01-19-561
130	122115	Steel, [JF506E] (All) (Reverse Clutch) (.079") (36-Teeth) (5-5/8"OD) 2002-Up	2	FP01-19-571
134	122112	Steel, [JF506E] (All) (Low / Reverse Clutch) (.055") (10-Teeth) (5.910"ID) 2002-Up	5-6	FP01-19-609
	K122110	Steel Module, [JF506E] (All) 2002-Up	1	
		PRESSURE PLATES		
142	122130	Pressure Plate, [JF506E] (Freelander & VW) (Direct Clutch) (Top) (.163") (24-Teeth) (3.385"ID) 2002-Up	1	
142	122130A	Pressure Plate, [JF506E] (Mazda) (Direct Clutch) (Top) (.171") (24-Teeth) (3.385"ID) 2002-Up	1	
142	122130B	Pressure Plate, [JF506E] (Jaguar) (Direct Clutch) (Top) (.178") (24-Teeth) (3.385"ID) 2002-Up	1	
144	122132A	Pressure Plate, [JF506E] (2-4 Brake Clutch) (.163") (7-Teeth) (6-5/8"ID) 2002-Up	1	
145	122132	Apply Plate, [JF506E] (Freelander & VW) (2-4 Brake Clutch) (.140") (7-Teeth) (6-5/8"ID) 2002-Up	1	
145	122132A	Apply Plate, [JF506E] (Freelander & VW) (2-4 Brake Clutch) (.163") (7-Teeth) (6-5/8"ID) 2002-Up	1	
145	122132B	Apply Plate, [JF506E] (Mazda & Jaguar) (2-4 Brake Clutch) (.298") (7-Teeth) (6-5/8"ID) 2002-Up	1	
145	122132C	Apply Plate, [JF506E] (Mazda & Jaguar) (2-4 Brake Clutch) (.308") (7-Teeth) (6-5/8"ID) 2002-Up	1	
146	122133	Pressure Plate, [JF506E] (All) (High Clutch) (.118") (18-Teeth) (3.610"ID) 2002-Up	1	
146	122133A	Pressure Plate, [JF506E] (All) (High Clutch) (.126") (18-Teeth) (3.610"ID) 2002-Up	1	
146	122133B	Pressure Plate, [JF506E] (All) (High Clutch) (.134") (18-Teeth) (3.610"ID) 2002-Up	1	
146	122133C	Pressure Plate, [JF506E] (All) (High Clutch) (.142") (18-Teeth) (3.610"ID) 2002-Up	1	
148	122134	Pressure Plate, [JF506E] (Freelander, VW, & Mazda) (Low Clutch) (.170") (32-Teeth) (4.845"ID) 2002-Up	1	
148	122134A	Pressure Plate, [JF506E] (Jaguar) (Low Clutch) (.160") (32-Teeth) (4.845"ID) 2002-Up	1	
150	122135	Pressure Plate, [JF506E] (All) (Reverse Clutch) (.141") (36-Teeth) (5.615"ID) 2002-Up	1	
150	122135A	Pressure Plate, [JF506E] (All) (Reverse Clutch) (.150") (36-Teeth) (5.615"ID) 2002-Up	1	
150	122135B	Pressure Plate, [JF506E] (All) (Reverse Clutch) (.157") (36-Teeth) (5.615"ID) 2002-Up	1	
150	122135C	Pressure Plate, [JF506E] (All) (Reverse Clutch) (.165") (36-Teeth) (5.615"ID) 2002-Up	1	
154	122136	Pressure Plate, [JF506E] (Freelander, Jaguar, & VW) (Low / Reverse Clutch) (Top) (10-Teeth) (.148" Thick) (Stepped) 2002-Up	1	
154	122136A	Pressure Plate, [JF506E] (Mazda) (Low / Reverse Clutch) (Top) (10-Teeth) (.250" Thick) (Stepped) 2002-Up	1	
155	122137	Apply Plate, [JF506E] (Freeland, Jaguar, & Mazda) (Low / Reverse Clutch) (.092" Thick) (10-Teeth) (5.910"ID) (Flat) 2002-Up	1	
155	122137A	Apply Plate, [JF506E] (VW) (Low / Reverse Clutch) (10-Teeth) (100" Thick) (5.910"ID) (Flat) 2002-Up	1	
		SEALING RINGS		
	K122903	Ring Kit, [JF506E] 2002-Up	1	
178	122301	Ring, [JF506E] (All) (Input Shaft) (1.040"OD) (Teflon) 2002-Up	2	
179	122302	Ring, [JF506E] (All) (Low Clutch) (3.065"OD) (Vespel) (Lap Joint) 2002-Up	2	
180	122303	Ring, [JF506E] (All) (Direct Clutch) (On Support #660) (.090" Thick) (2.050"OD) (Lap Joint) (Vespel) 2002-Up	2	
181	122304	Ring, [JF506E] (All) (Reverse Clutch) (In Rear Cover) (1.750"OD) (V-Joint) (Teflon) 2002-Up	3	
		WASHERS & BEARINGS		
207	122401	Lock Washer, [JF506E] (All) (Sits Under Nut #795) 2002-Up	1	
227	122441	Race, [JF506E] (All) (High Clutch Hub to Reverse Clutch Housing) (4-Tab) (.032" Thick) (1.775"OD) (1.08"ID)	1	

JF506E [JA5A-EL / 5F31J / RE5F01A / 09A]

ILL#	PART#	DESCRIPTION	QTY	REF #
		WASHERS & BEARINGS (Cont)		
228	122415	Bearing W/Race, [JF506E] (All) (High Clutch Hub to Reverse Clutch Housing) (.132" Thick) (1.81"OD) (1.01"ID)	1	
229	122416	Bearing W/Race, [JF506E] (All) (Reverse Clutch Drum to Rear Cover) (1.40" Thick) (1.725"OD) (.910"ID)	1	
230	122442	Race, [JF506E] (All) (Reverse Clutch Drum to Rear Cover) (Select) (1.660"OD) (.982"ID) 2002-Up	1	
231	122417	Bearing W/Race, [JF506E] (All) (Support to Low Drum) (.158" Thick) (4.355"OD) (3.765"ID)	1	
232	122418	Bearing W/Race, [JF506E] (All) (Support to Output Ring Gear) (.110" Thick) (2.830"OD) (1.965"ID)	1	
233	122443	Race, [JF506E] (All) (Support to Output Ring Gear) (.032" Thick) (2.740"OD) (4-Tab) 2002-Up	1	
235	122422	Bearing W/Race, [JF506E] (Forward Sun Gear Hub to High Clutch Hub)	1	
236	122444	Race, [JF506E] (All) (Forward Sun Gear Hub to High Clutch Hub) (4-Tab) (.032" Thick) (3.15"OD) (2.36"ID)	1	
237	122445	Race, [JF506E] (All) (Forward Planet to Forward Sun Gear Hub) (4-Tab) (.032" Thick) (3.15"OD) (2.073"ID)	1	
238	122419	Bearing W/Race, [JF506E] (All) (Forward Planet to Forward Sun Gear Hub) (.110" Thick) (2.75"OD) (2.055"ID)	1	
246	122420	Bearing W/Races, [JF506E] (All) (Output Sun Gear to Forward Planet) (.190" Thick) (2.08"OD) (1.39"ID)	1	
247	122421	Bearing W/Race, [JF506E] (All) (Output Planet to Output Sun Gear) (.133" Thick) (2.080"OD) (1.345"ID)	1	
250	122446	Race, [JF506E] (Freelander) (Output Ring Gear to Output Planet) (4-Tab) (.048" Thick) (2.95"OD) (2.315"ID)	1	
250	122446A	Race, [JF506E] (Mazda, Jaguar, & VW) (Output Ring Gear to Output Planet) (3-Tab) (.048" Thick) (2.95"OD) (2.315"ID)	1	
251	122422	Bearing W/Race, [JF506E] (All) (Output Ring Gear to Output Planet) (.110" Thick) (3.065"OD) (2.295"ID)	2	
257	122423	Bearing W/Races, [JF506E] (All) (Direct Drum to Support) (.123" Thick) (2.592"OD) (2.010"ID)	1	
259	122447	Race, [JF506E] (Freelander) (Reduction Sun Gear to Direct Drum Support) (.071" Thick) (.829"ID)	1	
259	122447A	Race, [JF506E] (Mazda) (Reduction Sun Gear to Direct Drum Support) (.040" Thick) (.912"ID)	1	
259	122447B	Race, [JF506E] (Jaguar & VW) (Reduction Sun Gear to Direct Drum Support) (.071" Thick) (.912"ID)	1	
260	122424	Bearing W/Race, [JF506E] (Freelander, Jaguar, & VW) (Reduction Sun Gear to Direct Drum Support) (.117" Thick) (.83"ID)	1	
260	122424A	Bearing W/Race, [JF506E] (Mazda) (Reduction Sun Gear to Direct Drum Support) (.150" Thick) (.83"ID) 2002-Up	1	
275	122402	Washer, [JF506E] (VW) (Axle Flange to Differential) (Split, Brass) (.250" Thick) (With 6-Notches on OD)	1	
277	122977	Cone Bearing, [JF506E] (Support to Drive Transfer Gear) (Cast # HFT AR35-18G, NSK TC7JP)	1	
278	122978	Cup Race, [JF506E] (All) (Support to Cone Bearings) (Double Tapered) (1.10" Thick) (2.285"OD)	1	
279	122977	Cone Bearing, [JK506E] (Drive Transfer Gear to Support) (Cast # HFT AR 35-18G NSK 7C7JP)	2	
280	122978A	Double Cup Race, [JF506E] (All) (Sits In Driven Transfer Gear) (.865" Thick) (2.835"OD) 2002-Up	1	
281	122977A	Cone Bearing, [JF506E] (All) (Driven Transfer Gear to Reduction Planet Shaft) (Cast # AR35-20G HTF NSK) (25-Rollers) (1.377"ID) 2002-Up	2	
282	122448	Inner Race, [JF506E] (All) (Under Nut on Reduction Planet Shaft) (Cast # HTF P25-43G)	1	
283	122426	Caged Roller Bearing, [JF506E] (Freelander) (Bell Housing to Reduction Planet Shaft) (16-Rollers) (2.445"OD)	1	
283	122426A	Caged Roller Bearing, [JF506E] (Mazda, Jaguar, & VW) (Bell Housing to Reduction Planet Shaft) (16-Rollers) (2.755"OD) (With 2-Flats on the Back Side) 2002-Up	1	
284	122427	Bearing W/Race, [JF506E] (Freelander & Jaguar) (Pinion Gear to Roller Bearing #283)	1	

JF506E [JA5A-EL / 5F31J / RE5F01A / 09A]

ILL#	PART#	DESCRIPTION	QTY	REF #
		WASHERS & BEARINGS (Cont)		
284	122427A	Bearing W/Race, [JF506E] (Mazda) (Pinion Gear to Roller Bearing #283) (.131" Thick)	1	
284	122427B	Bearing W/Race, [JF506E] (Volkswagen) (Pinion Gear to Roller Bearing #283) (.161" Thick)	1	
288	122978B	Cup Race, [JF506E] (Freelander & VW) (Differential Housing to Case) (Cast # NSK HR32914J) (3.940"OD)	1	
288	122978C	Cup Race, [JF506E] (Mazda & Jaguar) (Differential Housing to Case) (Cast # KOYO 32913JR) (3.545"OD)	1	
289	122977B	Cone Bearing, [JF506E] (Freelander & VW) (Differential Housing to Case) (31-Rollers) (Cast # NSK HR32914J)	1	
289	122977C	Cone Bearing, [JF506E] (Mazda & Jaguar) (Differential Housing to Case) (35-Rollers) (Cast # KOYO 32913JR)	1	
291	122978D	Cup Race, [JF506E] (Freelander & VW) (Differential Housing to Bell Housing) (Cast # NSK HR32010XJ) (3.150"OD)	1	
291	122978E	Cup Race, [JF506E] (Mazda & Jaguar) (Differential Housing to Bell Housing) (Cast # KOYO STC6088) (3.465"OD)	1	
292	122977D	Cone Bearing, [JF506E] (Freelander & VW) (Differential Housing to Bell Housing) (Cast # NSK HR32010XJA3) (24-Roller)	1	
292	122977E	Cone Bearing, [JF506E] (Mazda & Jaguar) (Differential Housing to Bell Housing) (Cast # KOYO STV6088) (29-Rollers) (2.363"ID)	1	
293	122449	Shim, [JF506E] (Freelander & VW) (Differential Bearing Race to Bell Housing) (Selective) (3.140"OD) (2.735"ID)	1	
293	122449A	Shim, [JF506E] (Mazda & Jaguar) (Differential Bearing Race to Bell Housing) (Selective) (3.460"OD) (3.845"ID)	1	
		GASKETS & RUBBER COMPONENTS		
301	122500	Gasket, [JF506E] (All) (Side Pan) 2002-Up	1	
301	122500D	Gasket, [JF506E] (All) (Side Pan) (Duraprene) 2002-Up	1	
	122614	Gasket, [JF506E] (Volkswagen) (Servo Cover) (3-Bolt) 2002-Up	1	
310	122503	Gasket, [JF506E] (All) (Pump Stator to Case) 2002-Up	1	
311	64522	O-Ring, [JF506E] (All) (Pump Body) 2002-Up	1	
	122525	Gasket, [JF506E] (Jaguar, Land Rover, & VW) (Valve Body) (Upper & Lower) 2002-05	2	
	122525A	Gasket, [JF506E] (Mazda) (Valve Body) (Upper & Lower) 2002-05	2	
380	122504	O-Ring, [JF506E] (All) (Front) (Input Shaft to Converter) 2002-Up	1	
		TECHNICAL MANUALS		
	TMJF506E	Tech Manual, [JF506E] (Mazda) (Overhaul & Repair)	1	ATSG
	TMJF506EUP	Tech Manual, [JF506E] (ALL) (Update Handbook)	1	ATSG
		ELECTRICAL COMPONENTS		
410	122991	PRNDL Switch, [JF506E] (Freelander) (5-Wire) (21-1/2" Long Wire Harness) 2002-Up	1	
410	122991A	PRNDL Switch, [JF506E] (Mazda) (7-Wire) (17" Long Wire Harness) 2002-Up	1	
410	122991B	PRNDL Switch, [JF506E] (Jaguar) (9-Wire) (16" Long Wire Harness) 2002-Up	1	
420	K122990	Solenoid Kit, [JF506E] (Freelander, Jaguar, & VW) (9-Solenoids) 1999-Up	1	
420	K122991	Solenoid Kit, [JF506E] (Mazda) (9-Solenoids) 2002-Up	1	
421	122951	Solenoid, [JF506E] (Freelander, Jaguar, & VW) (Shift "A") (1-Blade Brown Connector) (1-Bolt) & (1) O-Ring) 2002-Up	1	
421	122951A	Solenoid, [JF506E] (Mazda) (Shift "A") (1-Blade Brown Connector) (1-Bolt) & (2) O-Rings) 2002-Up	1	
422	122952	Solenoid, [JF506E] (All) (Shift "B") (1-Blade Brown Connector) (1-Bolt) 2002-Up	1	
423	122953	Solenoid, [JF506E] (Freelander, Jaguar, & VW) (Shift "C") (1-Blade Green Connector) (1-Bolt) 2002-Up	1	
423	122953A	Solenoid, [JF506E] (Mazda) (Shift "C") (1-Blade Green Connector) (2-Bolts) 2002-Up	1	
425	122957	Solenoid, [JF506E] (Freelander, Jaguar, & VW) (TCC) (1- Blade Black Connector) (1-Bolt) 2002-Up	1	
425	122957A	Solenoid, [JF506E] (Mazda) (TCC) (Lock-Up / Duty) (2-Prong White Connector) (3-Bolts) 2002-Up	1	

JF506E [JA5A-EL / 5F31J / RE5F01A / 09A]

ILL#	PART#	DESCRIPTION	QTY	REF #
		ELECTRICAL COMPONENTS (Cont)		
433	122954	Solenoid, [JF506E] (Freelander, Jaguar, & VW) (Shift / Low Timing) (1-Blade Black Connector) (2-Bolts) 2002-Up	1	
433	122955	Solenoid, [JF506E] (Mazda) (High Clutch) (2-Prong Yellow Connector) (No Bolt) (Held on With Cast Iron Bracket)	1	
435	122956	Solenoid, [JF506E] (All) (Pressure Control) (EPC) (1-Blade Green Connector) (2-Bolts) (With Ground Wire) 2002-Up	1	
	122992	Sensor, [JF506E] (All) (Output / Input / Intermediate) (Cast # RS-324C JC7 JP) 2002-Up	3	
445	122986	Wire Harness, [JF506E] (Freelander) (External) (26-1/2" Long) (18-Wire White Pass Through Connector) (With 1-Ten Prong & 1-Eight Prong Square Connector) 2002-Up	1	
445	122986A	Wire Harness, [JF506E] (Mazda) (External) (17-1/2" Long) (18-Wire White Pass Through Connector) (With 2-Ten Prong & 2-Eight Prong Square Connectors) 2002-Up	1	
445	122986B	Wire Harness, [JF506E] (VW) (External) (5-1/2" Long) (20-Wire Black Pass Through Connector) (With 2-Ten Prong & 1-Eight Prong Square Connectors) 2002-Up	1	
445	122986C	Wire Harness, [JF506E] (Jaguar) (External) (20" Long) (18-Wire White Pass Through Connector) (With 1-Eighteen Prong Connector) 2002-Up	1	
446	122988	Solenoid Wire Harness, [JF506E] (Freelander, Jaguar, & VW) (Internal) (10-Prong Connector) (With 9-One Blade Connectors & a Ground) 2002-Up	1	
446	122988A	Wire Harness, [JF506E] (Freelander, Jaguar, & Mazda) (Internal) (8-Prong Yellow Connector) (With 3-Two blade Connectors & Temperature Sensor) 2002-Up	1	
446	122986CL	Clip, [JF506E] (All) (Holds Wire Harness Connector to Case)	1	
446	122988B	Solenoid Wire Harness, [JF506E] (Mazda) (Internal) (10-Prong Connector) (With 7-One Blade Connectors, 2-Two Prong Connectors, & a Ground) 2002-Up	1	
446	122988C	Wire Harness, [JF506E] (Volkswagen) (Internal) (8-Prong Red Connector) (With 3-Two Blade Connectors & Temperature Sensor) 2002-Up	1	
450	122952A	Solenoid, [JF506E] (Freelander, Jaguar, & VW) (2-4 Brake Timing) (With 1-Blade Yellow Connector) (2-Bolts) (Dual O-Ring) 2002-Up	1	
450	122955	Solenoid, [JF506E] (Mazda) (2-4 Shift Duty) 2002-Up	1	
451	122952B	Solenoid, [JF506E] (Freelander, Jaguar, & VW) (2-4 Brake Timing) (With 1-Blade Black Connector) (2-Bolts) (Single O-Ring) 2002-Up	1	
451	122958A	Solenoid, [JF506E] (Mazda) (Neutral Shift) (With 2-Prong Black Connector) (1-Bolt) 2002-Up	1	
452	122952C	Solenoid, [JF506E] (Freelander, Jaguar, & VW) (Reduction Timing) (With 1-Blade Yellow Connector) (1-Bolt) 2002-Up	1	
452	122958	Solenoid, [JF506E] (Mazda) (Reduction Timing) 2002-Up	1	
		MISC. COMPONENTS		
493	122811	Plug, [JF506E] (Freelander & Volkswagen) (Fluid Check) (5mm Allen Head) 2002-Up	1	
493	122811A	Plug, [JF506E] (Mazda & Jaguar) (Fluid Check) (14mm Hex Head) (*Also For Pressure Tap Plugs)	1	
494	122811T	Fluid Level Tube, [JF506E] (Freelander, Mazda, & Jaguar) (5mm Allen Head / 2" Long) 2002-Up	1	
494	122811TA	Fluid Level Tube, [JF506E] (Volkswagen) (5mm Allen Head / 3/4" Long) 2002-Up	1	
		HARD PARTS		
500	122912	Pump Complete, [JF506E] (All) (32-Spline Aluminum Stator) (Cast Iron Body With 2-Flats on Inner Gear) 2002-Up	1	
510	122911	Body W/Gears, [JF506E] (All) (Pump) (8-Bolt) (Cast Iron) (With 2-Flats on Inner Gear) 2002-Up	1	
520	122913	Stator, [JF506E] (All) (Aluminum) (7-Bolts to Case) (32-Splines) 2002-Up	1	
		PUMP COMPONENTS		
530	K122201	Gear Set, [JF506E] (Pump) (.524" Thick) (9-Teeth Inner Gear With 2-Flats) 2002-Up	1	
		HARD PARTS (Cont)		
551	122719	Drum, [JF506E] (Freelander) (Direct Clutch) (With 32-Sun Gear Splines) 2002-Up	1	
551	122719A	Drum, [JF506E] (Mazda & Jaguar) (Direct Clutch) (With 31-Sun Gear Splines) (.340" Inside Bottom Wall Height)	1	

JF506E [JA5A-EL / 5F31J / RE5F01A / 09A]

ILL#	PART#	DESCRIPTION	QTY	REF #
		HARD PARTS (Cont)		
551	122719C	Drum, [JF506E] (VW) (Direct Clutch) (31-Sun Gear Splines) (.410" Inside Bottom Wall Height) 2002-Up	1	
554	122881	Drum, [JF506E] (All) (Low Clutch) (6 or 7 Clutch) (32-Teeth Steels) 2002-Up	1	
555	122733	Housing Without Piston, [JF506E] (All) (High Clutch) (Aluminum) (2.115" Thick) (2.050"ID) (2nd Design)	1	
555	K122733	Housing With Piston, [JF506E] (All) (High Clutch) (Aluminum) (2.115" Thick) (2.050"ID) (2nd Design)	1	
556	122735	Drum, [JF506E] (All) (Reverse Clutch) (Stamped Steel) (36-Teeth Steels) (2.875" Tall) (1.766"ID Bore) 2002-Up	1	
575	122875	Clutch Hub, [JF506E] (All) (High Clutch) (24-Teeth) (2.815" Tall) 2002-Up	1	
578	122845	Clutch Hub, [JF506E] (All) (2nd Brake & Reverse Clutch) (32-Teeth) 2002-Up	1	
582	122731	Planet, [JF506E] (Freelander) (Forward) (3 Gear) (34-Teeth Sun Gear) 2002-Up	1	
582	122731A	Planet, [JF506E] (Mazda, Jaguar, & VW) (Forward) (4 Gear) (34-Teeth Sun Gear) 2002-Up	1	
584	122747	Planet, [JF506E] (Freelander) (Output) (4 Gear) (42-Teeth Sun Gear) (74-Teeth Ring Gear) 2002-Up	1	
584	122747A	Planet, [JF506E] (Mazda, Jaguar, & VW) (Output) (5 Gear) (42-Teeth Sun Gear) (74-Teeth Ring Gear) 2002-Up	1	
586	122730	Planet, [JF506E] (Freelander) (Reduction W/Shaft) (32-Teeth Sun Gear) (No Groove) (18-Park Lugs)	1	
586	122730A	Planet, [JF506E] (Mazda & Jaguar) (Reduction W/Shaft) (31-Teeth Sun Gear) (2-Grooves) (18-Park Lugs)	1	
586	122730B	Planet, [JF506E] (VW) (Reduction W/Shaft) (31-Teeth Sun Gear) (1-Groove) (18-Park Lugs)	1	
594	122713	Ring Gear, [JF506E] (All) (Output Planet) (75-Teeth) 2002-Up	1	
596	122825	Ring Gear, [JF506E] (Freelander) (Reduction Planet) (93-Teeth) (2-Notches) (5.565"OD) 2002-Up	1	
596	122825A	Ring Gear, [JF506E] (Mazda, Jaguar, & VW) (Reduction Planet) (85-Teeth) (5.435"OD) 2002-Up	1	
612	122748	Sun Gear W/Hub, [JF506E] (All) (Forward Planet) (34-Teeth) (32-Outer Lugs) 2002-Up	1	
614	122750	Sun Gear, [JF506E] (All) (Output Planet) (42-Teeth) (20-Splines) (.910" Thick) (2.335"OD) 2002-Up	1	
616	122843	Sun Gear, [JF506E] (Freelander) (Reduction Planet) (32-Teeth) (No Groove) (1.275" Thick)	1	
616	122843A	Sun Gear, [JF506E] (Mazda & Jaguar) (Reduction Planet) (31-Teeth) (2-Grooves) 2002-Up	1	
616	122843B	Sun Gear, [JF506E] (VW) (Reduction Planet) (31-Teeth) (1-Groove) (1.255" Thick) 2002-Up	1	
		SPRAGS & ONE WAY CLUTCHES		
644	122727	Sprag, [JF506E] (All) (Low) (18-Rollers) (12-Teeth) (.515" Thick) 2002-Up	1	
650	122725	Sprag, [JF506E] (All) (Reduction) (28-Elements) (.632" Thick) 2002-Up	1	
		HARD PARTS (Cont)		
660	122756	Support, [JF506E] (All) (Direct Drum) (2.875" Tall) (1.850"OD at Bushing Surface) 2002-Up	1	
670	122806	Shaft, [JF506E] (Freelander & VW) (Input) (12-1/2" Long) (20-Splines) (2-Rings) 2002-Up	1	
670	122806A	Shaft, [JF506E] (Mazda & Jaguar) (Input) (12-1/2" Long) (20-Splines) (3-Rings) 2002-Up	1	
698	122843	Oil Def ector, [JF506E] (Freelander) (2-Bolt) 2002-Up	1	
698	122843A	Oil Def ector, [JF506E] (Mazda) (2-Bolt) 2002-Up	1	
698	122843B	Oil Def ector, [JF506E] (Volkswagen) (2-Bolt) 2002-Up	1	
698	122843C	Oil Def ector, [JF506E] (Jaguar) (2-Bolt) 2002-Up	1	
699	122844	Oil Baff e, [JF506E] (Freelander) (For #712) (2-Bolt) (5-1/2" Long) 2002-Up	1	
699	122844A	Oil Baff e, [JF506E] (Mazda) (For #712) (2-Bolt) (4-1/2" Long) 2002-Up	1	
699	122844B	Oil Baff e, [JF506E] (Jaguar) (For #712) (2-Bolt) (4-7/8" Long) 2002-Up	1	
710	122194	Gear, [JF506E] (Freelander) (Drive Transfer) (54-Teeth) (5.920"OD) (*Fits 2-Ring Input Shaft) (.985"ID)	1	
710	122194C	Gear, [JF506E] (Jaguar) (Drive Transfer) (54-Teeth) (5.920"OD) (1.05" Ring Bore) (*Fits 3-Ring Input Shaft)	1	

JF506E [JA5A-EL / 5F31J / RE5F01A / 09A]

ILL#	PART#	DESCRIPTION	QTY	REF #
		HARD PARTS (Cont)		
710	122194A	Gear, [JF506E] (Mazda) (Drive Transfer) (41-Teeth) (6.085"OD) (*Fits 3-Ring Input Shaft) (1.05" Ring Bore)	1	
710	122194B	Gear, [JF506E] (VW) (Drive Transfer) (52-Teeth) (5.770"OD) (*Fits 2-Ring Input Shaft) (.985" Ring Bore)	1	
711	122757	Support, [JF506E] (Freelander / Jaguar / Mazda) (Drive Transfer Gear) (4-Notches Inside, 1-Snap Ring)	1	
711	122757A	Support, [JF506E] (VW) (Drive Transfer Gear) (*No Notches Inside, Uses 2-Snap Rings)	1	
712	122195	Gear, [JF506E] (Freelander) (Driven Transfer) (65-Teeth) (No Groove) (With Ring Gear Hub)	1	
712	122195A	Gear, [JF506E] (Mazda) (Driven Transfer) (47-Teeth) (1-Groove) (With Ring Gear Hub) 2002-Up	1	
712	122195B	Gear, [JF506E] (Volkswagen) (Driven Transfer) (67-Teeth) (1-Groove) (With Ring Gear Hub)	1	
712	122195C	Gear, [JF506E] (Jaguar) (Driven Transfer) (65-Teeth) (2-Grooves) (With Ring Gear Hub) 2002-Up	1	
715	122181	Differential, [JF506E] (Freelander) (67-Teeth) (No Groove) (With 5-Small Windows In Housing) (25-Axle Splines)	1	
715	122181A	Differential, [JF506E] (Mazda) (68-Teeth) (4-Grooves) (With 2-Large Windows In Housing) (29-Roller Bearing #292) (30-Axle Splines) 2002-Up	1	
715	122181B	Differential, [JF506E] (Volkswagen) (69-Teeth) (No Groove) (With 2-Large Windows In Housing) (24-Roller Bearing #292) (30-Axles Splines) 2002-Up	1	
715	122181C	Differential, [JF506E] (Jaguar) (68-Teeth) (4-Grooves) (With 10-Round Holes In Housing) (24-Axle Splines) 2002-Up	1	
730	122196	Pinion, [JF506E] (Freelander) (22-Teeth) (4-Grooves) (1.540" Thick) 2002-Up	1	
730	122196A	Pinion, [JF506E] (Mazda & Jaguar) (21-Teeth) (3-Grooves) (1.520" Thick) 2002-Up	1	
730	122196B	Pinion, [JF506E] (Volkswagen) (20-Teeth) (No Groove) (1.540" Thick) 2002-Up	1	
		VALVE BODIES (REBUILT)		
740	JA-5210J	Valve Body, [JF506E] (Jaguar) (9-Solenoid) 2002-Up	1	
740	JA-5210J	Valve Body, [JF506E] (Land Rover) (9-Solenoid) 2002-Up	1	
740	JA-5210M	Valve Body, [JF506E] (Mazda) (9-Solenoid) 2002-Up	1	
740	JA-5210V	Valve Body, [JF506E] (VW) (9-Solenoid) 2002-Up	1	
		VALVE BODIES		
740	122892	Valve Body, [JF506E] (Freelander) (With 2-Tubes) (All Stamped Steel Solenoid Brackets) (With 2-Countersunk Aluminum End Caps) 2002-Up	1	
740	122892A	Valve Body, [JF506E] (Mazda) (With 1-Tube) (With 2-Cast Iron Solenoid Brackets) (Cast # PM SUB) 2002-Up	1	
740	122892B	Valve Body, [JF506E] (Jaguar & Volkswagen) (With 2-Tubes) (All Stamped Steel Solenoid Brackets) (With 2-Flush Aluminum End Caps) 2002-Up	1	
		VALVE BODY COMPONENTS		
741	122892-01K	Valve & Sleeve Kit, [JF506E] (TCC Control Plunger)	1	Sonnax
		HARD PARTS (Cont)		
750	122703	Bell Housing, [JF506E] (Freelander) (Cast # PRO43 by Seal) (12-Bolts to Case) (Round Starter Hole)	1	
750	122703A	Bell Housing, [JF506E] (Mazda) (Cast # PM2 by Seal & Filler Tube) (22-Bolts to Case) (Square Starter Hole)	1	
750	122703B	Bell Housing, [JF506E] (Volkswagen) (Cast # JP JC7 091 on Bottom) (21-Bolts to Case) (Square Starter Hole) (External Oil Cooler on Top) 2002-Up	1	
750	122703BA	Bell Housing, [JF506E] (Volkswagen) (Cast # JP JCV 321 107A on Bottom) (21-Bolts to Case) (Starter Hole Shaped Like a Pineapple) (External Cooler on Top) 2002-Up (2.8L) (V6)	1	
750	122703C	Bell Housing, [JF506E] (Jaguar) (Cast # PLO42 Inside) (23-Bolts to Case) (Square Starter Hole)	1	
759	122702	Rear Cover, [JF506E] (Freelander / Mazda / Jaguar) (Cast # PRO) 2002-Up	1	
759	122702A	Rear Cover, [JF506E] (Volkswagen) (Cast # PWO) 2002-Up	1	
760	122701	Case, [JF506E] (Freelander) (21-Bolts to Bell) (Top Vent) (Uses Snap Ring to Hold in Servo)	1	

JF506E [JA5A-EL / 5F31J / RE5F01A / 09A]

ILL#	PART#	DESCRIPTION	QTY	REF #
		HARD PARTS (Cont)		
760	122701A	Case, [JF506E] (Mazda) (22-Bolts to Case) (Top Vent) (Uses Snap Ring to Hold in Servo)	1	
760	122701B	Case, [JF506E] (Volkswagon) (21-Bolts to Case) (No Top Vent) (Uses 3-Bolts to Hold in Servo)	1	
760	122701C	Case, [JF506E] (Jaguar) (23-Bolts to Case) (No Top Vent) (Uses Snap Ring to Hold in Servo)	1	
766	122801	Pan, [JF506E] (Freelander) (Side) (2-Studs) (DipstickTube is 3/4" Tall and at the Top In Center)	1	
766	122801A	Pan, [JF506E] (Mazda) (Side) (No Studs) (No Filler Tube) 2002-Up	1	
766	122801B	Pan, [JF506E] (Volkswagen) (Side) (4-Studs) (Filler Tube is 3/4" Tall and is at the Left Top of Pan) (Metal Vent is 1/4" OD Right Top) 2002-Up	1	
766	122801C	Pan, [JF506E] (Jaguar) (Side) (3-Studs) (Filler Tube is 7/8" Tall and is at Left Top of Pan) (Plastic Vent is 1-1/8"OD Right Top) 2002-Up	1	
795	122948	Nut, [JF506E] (All) (Holds Drive Transfer Gear in Case) (11-Outer Teeth) (1.340"ID) 2002-Up	1	
796	122949	Nut, [JF506E] (All) (Reduction Planet Shaft) (.885"ID) (.553" Thick) (6-Point) 2002-Up	1	
838	122798	Axle Flange, [JF506E] (Volkswagen) (Bell Housing Side) (3-7/8" Long) 2002-Up	1	
838	122799	Axle Flange, [JF506E] (Volkswagen) (Case Side) (4-3/8" Long) 2002-Up	1	
853	122812	Cushion, [JF506E] (All) (Low Clutch) (.060" Thick) (Dished) 2002-Up	1	
857	122811	Cushion, [JF506E] (All) (Low / Reverse Clutch) (.061" Thick) (Beveled) (6-9/16"OD) 2002-Up	1	
858	122813	Cushion, [JF506E] (All) (High Clutch) (.063" Thick) (18-Teeth) (Dished) (3.608"ID) 2002-Up	1	
	K122928	Snap Ring Kit, [JF506E] 2002-Up	1	
905	122895	Servo Assembly, [JF506E] (Freelander) (Reduction Brake) (#908 Piston is 1.955"OD) 2002-Up	1	
905	122895A	Servo Assembly, [JF506E] (Mazda / Jaguar) (Reduction Brake) (#908 Piston is 2.270"OD)	1	
905	122895B	Servo Assembly, [JF506E] (Volkswagen) (Reduction Brake) (3-Bolt Cover) 2002-Up	1	
916	122689	Band Anchor, [JF506E] (Freelander & Volkswagen) (6-Point Hex Head) 2002-Up	1	
916	122689A	Band Anchor, [JF506E] (Mazda & Jaguar) (6-Point Fluted Head) 2002-Up	1	
925	122890	Accumulator Assembly, [JF506E] (All) (Low Clutch) (Upper One in Valve Body) (Plastic Piston) (End Cap is .482" Thick / 1.612"OD) (Spring is 3.085" Long / 1.062"OD) 2002-Up	1	
930	122891	Accumulator Assembly, [JF506E] (All) (2-4 Brake Clutch) (In Rear Cover) (Plastic Piston) (End Cap is .640" Thick / 1.612"OD) (Spring is 2.863" Long / 1.062"OD) 2002-Up	1	
935	122893	Accumulator Assembly, [JF506E] (All) (High Clutch) (Lower One in Valve Body) (Plastic Piston) (End Cap is .482" Thick / 1.612"OD) (Spring is 2.905" Long / 1.062"OD) 2002-Up	1	
945	122894	Accumulator Assembly, [JF506E] (All) (Low / Reverse Clutch) (In Rear of Case) (Aluminum Piston) (End Cap is .560" Thick / 1.635"OD) (Outer Spring is 2.085" Long / 1.055"OD) (Inner Spring 2.135" Long / .785"OD)	1	
957	122658	Housing, [JF506E] (Freelander & Volkswagen) (Low / Reverse Clutch Piston) (.805" Thick)	1	
957	122658A	Housing, [JF506E] (Mazda & Jaguar) (Low / Reverse Clutch Piston) (.850" Thick) 2002-Up	1	
961	122806	Piston, [JF506E] (Freelander / Mazda / Jaguar) (Direct Clutch) (.330" Thick at Edge) (3.980"OD) (2.22"ID)	1	
961	122806A	Piston, [JF506E] (Volkswagen) (Direct Clutch) (.270" Thick at Edge) (3.980"OD) (2.220"ID)	1	
962	122810	Piston, [JF506E] (All) (2-4 Brake Clutch) (Aluminum) (20-Legs) (1.545" Thick) (7-1/2"OD) 2002-Up	1	
964	122808	Piston, [JF506E] (Freelander / Volkswagen / Mazda) (Low Clutch) (1.260" Thick) (Aluminum)	1	
964	122808A	Piston, [JF506E] (Jaguar) (Low Clutch) (1.390" Thick) (Aluminum) 2002-Up	1	
965	122809	Piston, [JF506E] (All) (High Clutch) (Aluminum) (.890" Thick) (4.405"OD) (1.970"ID) 2002-Up	1	
967	122807	Piston, [JF506E] (Freelander) (Low / Reverse Clutch) (.905" Thick) (Aluminum) 2002-Up	1	
967	122807A	Piston, [JF506E] (Mazda) (Low / Reverse Clutch) (.805" Thick) (Aluminum) 2002-Up	1	
967	122807B	Piston, [JF506E] (Volkswagen) (Low / Reverse Clutch) (.780" Thick) (Aluminum) 2002-Up	1	
967	122807C	Piston, [JF506E] (Jaguar) (Low / Reverse Clutch) (1.040" Thick) (Aluminum) 2002-Up	1	
971	122940	Spring, [JF506E] (All) (Direct Clutch Return) (Spiral Type) (2.625"OD) 2002-Up	1	
972	122944	Spring, [JF506E] (All) (2-4 Brake Clutch Return) (16-Springs) (.920" Thick) (6-11/16" ID) 2002-Up	1	
974	122942	Spring, [JF506E] (All) (Low Clutch Return) (Spiral Type) (4.290"OD) 2002-Up	1	
975	122943	Spring, [JF506E] (All) (High Clutch Return) (Spiral Type) (1.075" Thick) (2.875"OD) 2002-Up	1	

JF506E [JA5A-EL / 5F31J / RE5F01A / 09A]

ILL#	PART#	DESCRIPTION	QTY	REF #
		HARD PARTS (Cont)		
977	122941	Spring, [JF506E] (All) (Low / Reverse Clutch Return) (Spiral Type) (8"OD) 2002-Up	1	
979	122704	Spring, [JF506E] (Volkswagen) (Axle Flange to Differential) (1.725"OD) (1" Tall) 2002-Up	1	
981	122930	Retainer, [JF506E] (All) (Direct Clutch Spring) (2.820"OD) 2002-Up	1	
984	122932	Retainer, [JF506E] (All) (Low Clutch Spring) (.300" Thick) (Aluminum) (5.065"OD) (12-ID Notches)	1	
985	122920	Retainer, [JF506E] (All) (High Clutch Spring) (Bonded) (4.120"OD) (1.655"ID) 2002-Up	1	
987	122931	Retainer, [JF506E] (All) (Low / Reverse Clutch Spring) (Tin) (7-5/16"OD) 2002-Up	1	
989	122933	Retainer, (Cup) [JF506E] (Volkswagen) (Axle Flange Spring to Washer #275) (1.840"OD) (With 2-Ears)	1	
991	122676	Linkage Assembly, [JF506E] (Jaguar & Freelander) (Internal) (15-3/16" Long Rod With 2- O-Rings)	1	
991	122676S	Sleeve, [JF506E] (All) (Manual Shaft to Case) (Plastic) (.485"ID) 2002-Up	1	
991	K122676A	Linkage Assembly, [JF506E] (Mazda) (Internal) (11-3/8" Long Rod With No O-Rings) 2002-Up	1	
991	K122676B	Linkage Assembly, [JF506E] (Volkswagen) (Internal) (10-1/2" Long Rod With No O-Rings)	1	
994	122677	Park Actuator, [JF506E] (Jaguar / Freelander / Mazda) (6-1/2" Long Rod With Clip) 2002-Up	1	
994	122677A	Park Actuator, [JF506E] (Volkswagen) (5-3/4" Long Rod With Clip) 2002-Up	1	
995	K122678	Park Pawl Assembly, [JF506E] (Jaguar & Freelander) 2002-Up	1	
995	K122678A	Park Pawl Assembly, [JF506E] (Mazda) 2002-Up	1	
995	K122678B	Park Pawl Assembly, [JF506E] (Volkswagen) 2002-Up	1	
998	122698	Oil Cooler, [JF506E] (Volkswagen) (External) (1-Bolt, 3-3/4" Long) 2002-Up	1	

NOTES:

NOW YOU HAVE A CHOICE... Make IT A SUPERIOR ONE!

Choice is what it's all about, and until now you didn't have one!

The New 5R55W/N/S Shift Correction Package™ developed in conjunction with TransLab Engineered & Superior Transmission Parts, Inc. is finally the Simple Solution to this problematic unit!

Due to the factory design of no cooler flow cold, it is extremely temperamental to fill and get a correct level, as well as running extremely hot compared to others without flow control systems. We finally broke thru with our Sure-Cool™ Full Time Cooler Flow Valve along with enhanced Lube system that nearly Triples the Flow thru the cooler and parts, especially the O.D. Planetary. These Flow Control Upgrades virtually eliminate front Planetary Burn-up due to lack of Poor /No lube. This new system also furnishes a built in cooler bypass system that if the unit is extremely cold (fluid starts to gel) or in the event the cooler is blocked/restricted, flow to the parts still occurs – protecting your investment.



Part# K5R55W/N/S

This New 5R55W/N/S Shift Correction Package™ includes:

- Our Ever Popular K060 “No Stick” Line Pressure Relief Valve Kit
- New Lock-up upgrade system that allows an On-Off Type Apply that is proof the lock up apply does not have to be firm and harsh to be fixed
- 3-4 Drum Piston return springs replace the often found fatigued originals, due to band and drum burn up
- Addresses several TCC error & shift solenoid error codes as well as P0740
- Keeps Solenoid Blocks, Parts and Components Cooler and well lubricated

“Make The Shift To...”™ Superior Transmission Parts, Inc.

SUPERIOR
TRANSMISSION PARTS, INC.
THE SIMPLE SOLUTION™

VISIT OUR NEW INTERACTIVE WEBSITE:
www.superiortransmission.com

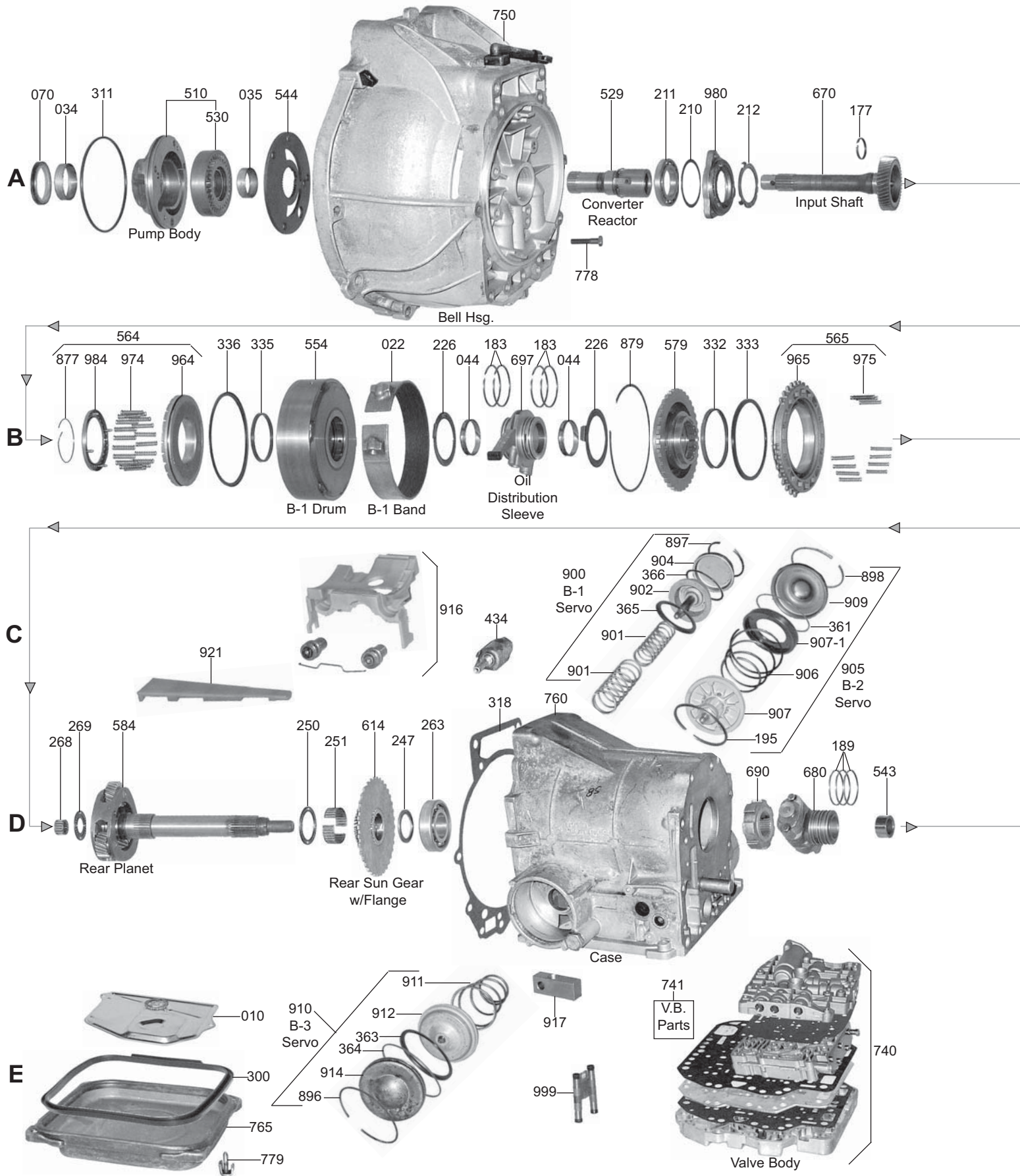
Connect with Superior Transmission Parts on Facebook & Twitter:

 Superior Transmission Parts, Inc.  [superiortrans1](https://twitter.com/superiortrans1)

Phone: 1-800-451-3115 x207 sales International: 850-574-2369 x207 sales

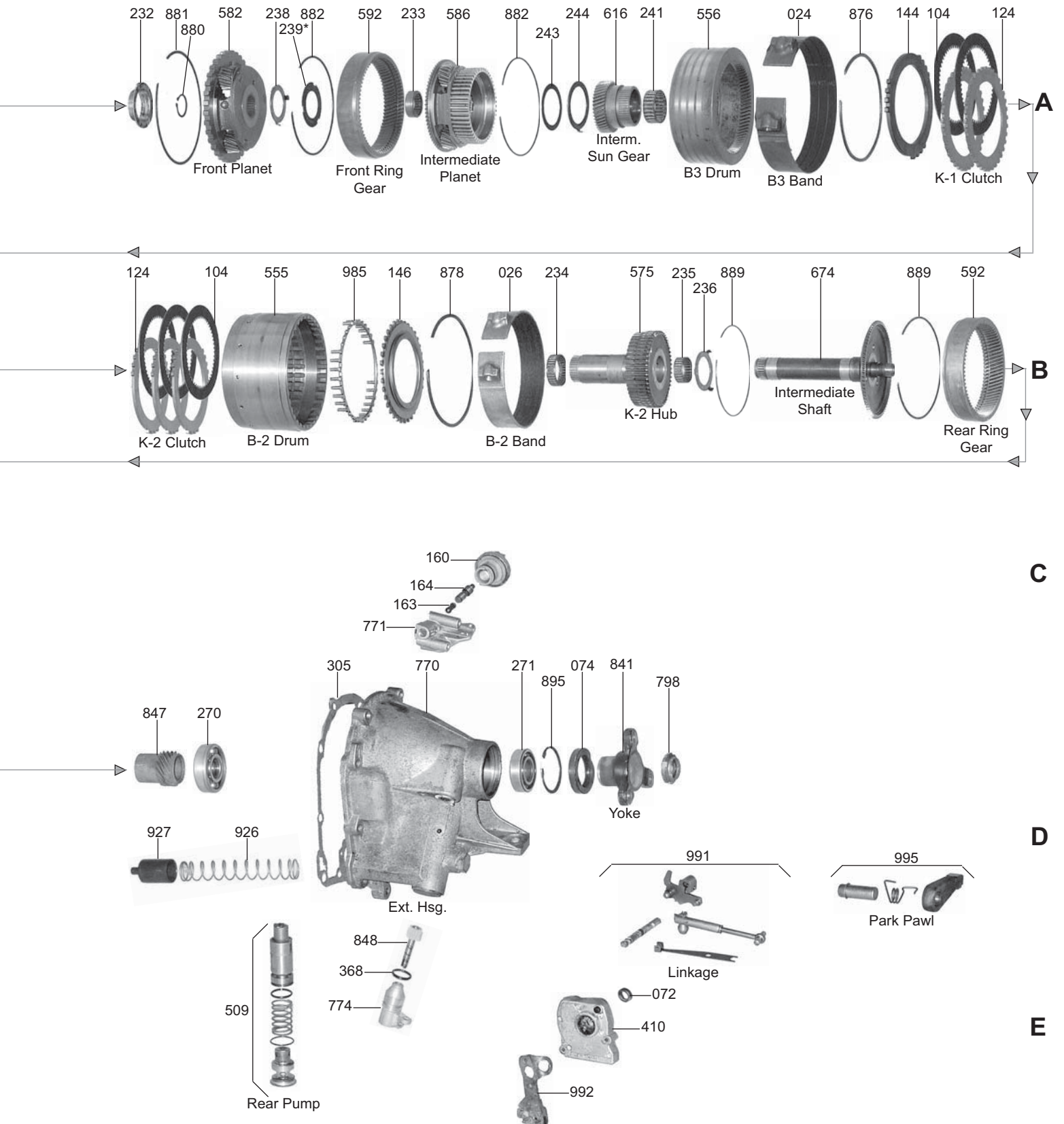
MERCEDES [722.0 / 722.1 / 722.2]

RWD 3 & 4 Speed



MERCEDES [722.0 / 722.1 / 722.2]

RWD 3 & 4 Speed



MERCEDES [722.0 / 722.1 / 722.2]

ILL#	PART#	DESCRIPTION	QTY	REF #
		OVERHAUL KIT		
	K68900	Overhaul Kit, [722.0 / 722.1 / 722.2] 1970-83	1	
		MASTER L/STEEL KIT		
	DK6800-S	Master L/Steels Kit, [722.0 / 722.1 / 722.2] 1970-83	1	
		MASTER W/STEEL KIT		
	DK6800	Master W/Steels Kit, [722.0 / 722.1 / 722.2] 1970-83	1	
		FILTERS		
010	68710A	Filter, [722.0 / 722.1 / 722.2] (Without Tube) 1970-77	1	115-270-0398
010	68710B	Filter, [722.0 / 722.1 / 722.2] (With 1" Long Tube) 1972-83	1	109-270-0298
010	68710C	Filter, [722.0 / 722.1 / 722.2] (With 3/4" Long Tube) 1977-83	1	123-270-0098
		FILTER KITS		
	FK68710A	Filter Kit, [722.0 / 722.1 / 722.2] (Without Tube) 1970-77	1	
	FK68710B	Filter Kit, [722.0 / 722.1 / 722.2] (With 1" Long Tube) 1972-83	1	
	FK68710C	Filter Kit, [722.0 / 722.1 / 722.2] (With 3/4" Long Tube) 1977-83	1	
		BANDS		
022	68341	Band, [722.0 / 722.1 / 722.2] (Center) (B1) (1-1/2" Wide) (Round Holes in Lugs For Struts) (Paper Lining) (With 1-Groove) (Has Thin Strapping) (.110" Thick With Lining) 1970-83	1	126-270-0679
022	68342	Band, [722.0 / 722.1 / 722.2] (Center) (B1) (2" Wide) (Round Holes in Lugs For Struts) (Paper Lining) (With 1-Groove) (Has Thin Strapping) (.110" Thick With Lining) 1970-83	1	
022	68340	Band, [722.0 / 722.1 / 722.2] (Center) (B1) (1-1/2" Wide) (Oval Holes in Lugs For Struts) (Paper Lining) (With 1-Groove) (Has Thin Strapping) (.110" Thick With Lining) 1970-83	1	115-270-5662
024	68321	Band, [722.0 / 722.1 / 722.2] (Front) (B3) (1-1/2" Wide) (Round Holes in Lugs For Struts) (Composition Lining) (Has Thick Strapping) (.170" Thick With Lining) 1970-83	1	
024	68320	Band, [722.0 / 722.1 / 722.2] (Front) (B3) (1-1/2" Wide) (Oval Holes in Lugs For Struts) (Composition Lining) (Has Thick Strapping) (.170" Thick With Lining) 1970-83	1	126-270-0162
026	68344	Band, [722.0 / 722.1 / 722.2] (Center & Rear) (B2) (1-1/2" Wide) (Round Holes in Lugs For Struts) (Composition Lining) (Has Thin Strapping) (.130" Thick With Lining) 1970-83	1-2	
026	68346	Band, [722.0 / 722.1 / 722.2] (Center & Rear) (B2) (2" Wide) (Round Holes in Lugs For Struts) (Composition Lining) (Has Thin Strapping) (.130" Thick With Lining) 1970-83	1-2	
026	68343	Band, [722.0 / 722.1 / 722.2] (Center & Rear) (B2) (1-1/2" Wide) (Oval Holes in Lugs For Struts) (Composition Lining) (Has Thin Strapping) (.130" Thick With Lining) 1970-83	1-2	
026	68345	Band, [722.0 / 722.1 / 722.2] (Rear) (B2) (2" Wide) (Split Band) (Round Holes in Lugs For Struts) (Composition Lining)	1	
026	68347	Band, [722.0 / 722.1 / 722.2] (Center & Rear) (B2) (1-1/2" Wide) (Oval Holes in Lugs For Struts) (Composition Lining) (Has Thin Strapping) (.130" Thick With Lining) 1970-83 (*Fits Large Dia. Drum)	1-2	
		BUSHINGS		
034	68004	Bushing, [722.1] (Pump Body) (1-1/16"OD Converter Hub)	1	
034	68005	Bushing, [722.0 / 722.2] (Pump Body) (1-5/8"OD Converter Hub)	1	112-272-4350
035	68007	Bushing, [722.0 / 722.2] (Inner Pump Gear)	1	
044	68014	Bushing, [722.0 / 722.1 / 722.2] (Oil Feed Sleeve)	2	
		METAL CLAD SEALS		
070	68151	Seal, [722.2] (Front) (1-1/16"OD Converter Hub) 1970-83	1	008-997-2546
070	68152	Seal, [722.0 / 722.1] (Front) (1-5/8"OD Converter Hub) 1970-03	1	004-997-0547
072	68153	Seal, [722.0 / 722.1 / 722.2] (Manual Lever)	1	006-997-6146
074	68155	Seal, [722.0 / 722.1 / 722.2] (Extension Housing)	1	005-997-1146
		FRICTION CLUTCHES		
104	68103	Friction, [722.0 / 722.1 / 722.2] (K1 & K2 Clutch) (.083") (51-Teeth)	8	112-272-0235
104	68103A	Friction, [722.0 / 722.1 / 722.2] (K1 & K2 Clutch) (.098") (51-Teeth)	AR	115-272-0025
	K68100	Friction Module, [722.0 / 722.1 / 722.2] (.083") (51-Teeth)	1	

MERCEDES [722.0 / 722.1 / 722.2]

ILL#	PART#	DESCRIPTION	QTY	REF #
		STEEL CLUTCHES		
124	68100	Steel, [722.0 / 722.1 / 722.2] (K1 & K2 Clutch) (2.0mm) (.079") (12-Teeth)	8	109-272-1526
124	68101	Steel, [722.0 / 722.1 / 722.2] (K1 & K2 Clutch) (3.0mm) (.118") (12-Teeth)	AR	109-272-0626
124	68102	Steel, [722.0 / 722.1 / 722.2] (K1 & K2 Clutch) (3.5mm) (.138") (12-Teeth)	AR	109-272-1426
	K68110	Steel Module, [722.0 / 722.1 / 722.2] (.079") (12-Teeth)	1	
		CLUTCH PRESSURE PLATES		
144	68136	Pressure Plate, [722.0 / 722.1 / 722.2] (K1-Clutch)	1	
146	68137	Backing Plate, [722.0 / 722.1 / 722.2] (K2-Clutch)	1	
		MODULATORS		
160	68820C	Modulator, [722.0 / 722.1 / 722.2] (White / Plastic Top) (Snap Ring Type) 1977-81	1	
160	68820G	Modulator, [722.0 / 722.1 / 722.2] (Steel Top) (With Green Dot)	1	
160	68820D	Modulator, [722.0 / 722.1 / 722.2] (Red / Plastic Top)	1	
160	68821	Modulator, [722.0 / 722.1 / 722.2] (Green / Plastic Top)	1	
163	68680	Valve, [722.0 / 722.1 / 722.2] (Under Modulator)	1	
164	68682	Pin, [722.0 / 722.1 / 722.2] (Modulator)	1	
		OIL SEALING RINGS		
	K68903	Ring Kit, [722.0 / 722.1 / 722.2]	1	
		WASHERS & BEARINGS		
210	68913A	Shim, [722.0 / 722.1 / 722.2] (Input Shaft) (Front)	1	
211	68913	Ball Bearing, [722.0 / 722.1 / 722.2] (Input Shaft) (Front)	1	
212	68914	Washer, [722.1 / 722.2] (Input Shaft) (Front)	1	115-272-4562
226	68920	Washer, [722.0 / 722.1 / 722.2] (Oil Feed Sleeve) (*Takes 2)	2	115-270-1373
232	68915	Washer, [722.1 / 722.2] (Input Shaft to Planet) (Beveled Top Hat)	1	115-272-4962
232	68915A	Bearing, [722.0] (Input Shaft to Planet) (Flat)	1	
232	68915B	Bearing, [722.0] (Input Shaft to Planet) (450 Model)	1	
234	68920A	Bearing, [722.0] (Hollow Shaft Front) (450 Model)	1	
235	68922	Bearing, [722.0 / 722.1 / 722.2] (Intermediate Shaft) (Front)	1	
236	68921	Washer, [722.0 / 722.1 / 722.2] (K2-Hub to Intermediate Shaft)	1	
238	68916A	Washer, [722.0] (Front Planet) (Rear) (450 Model)	1	
238	68916	Washer, [722.1 / 722.2] (Front Planet) (Rear)	1	
239	68977	Shim, [722.1 / 722.2] (Front Planet) (Rear)	1	
241	68419	Bearing, [722.1 / 722.2] (Sun Gear Inner) (3-Pieces)	1	
241	68419A	Bearing, [722.0] (Sun Gear Inner) (1-Piece)	1	
243	68418A	Shim, [722.1 / 722.2] (2nd Planet to Sun Gear)	1	
244	68418	Washer, [722.1 / 722.2] (2nd Planet to Sun Gear)	1	
247	68925B	Washer, [722.0 / 722.1 / 722.2] (Rear Sun Gear to Ball Bearing)	1	
250	68925	Bearing, [722.0 / 722.1 / 722.2] (Rear Planet) (Rear)	1	007-981-3900
251	68925A	Bearing, [722.0 / 722.1 / 722.2] (Rear Planet) (Rear) (2-Pieces)	1	
263	68926	Ball Bearing, [722.0 / 722.1 / 722.2] (Output Shaft) (Front)	1	
268	68924	Bearing, [722.0] (Rear Planet) (Inner) (Front) (3/4" Long)	1	
268	68924A	Bearing, [722.0] (Rear Planet) (Inner) (Front) (1/2" Long)	1	
269	68923	Bearing, [722.2] (Intermediate Shaft) (.890"ID)	1	
269	68923A	Bearing, [722.0 / 722.1] (Intermediate Shaft) (.675"ID)	1	
271	68927	Ball Bearing, [722.0 / 722.1 / 722.2] (Output Shaft) (Rear)	1	
		GASKETS & RUBBER COMPONENTS		
300	68500	Gasket, [722.0 / 722.1 / 722.2] (Bottom Pan) (Rubber)	1	115-271-1680
305	68532	Gasket, [722.2] (Extension Housing)	1	

MERCEDES [722.0 / 722.1 / 722.2]

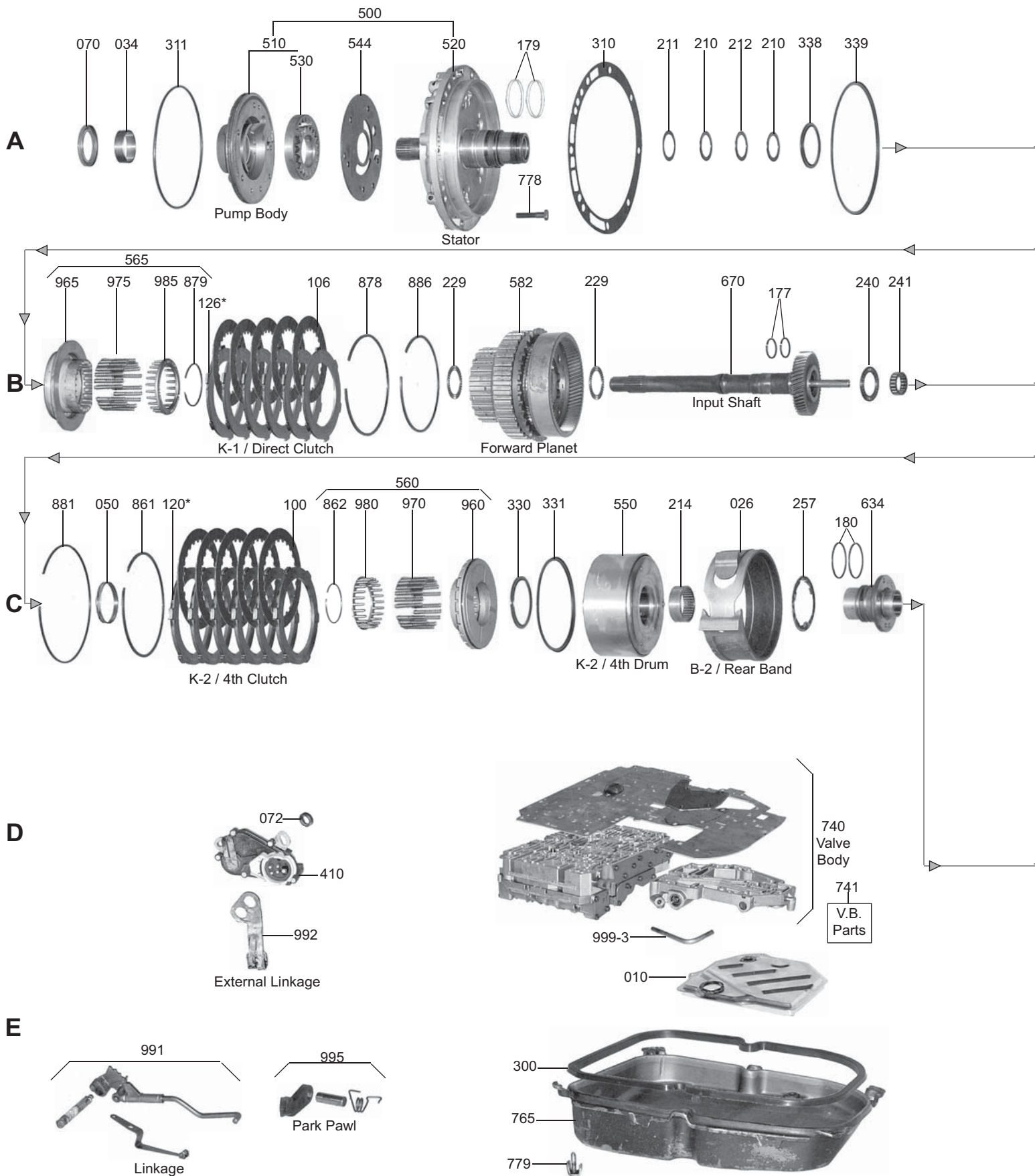
ILL#	PART#	DESCRIPTION	QTY	REF #
		TECHNICAL MANUAL		
	TM722E	Technical Manual, [722.0 / 722.1 / 722.2]	1	ATSG
		ELECTRICAL COMPONENTS		
410	68991	Neutral Switch, [722.0 / 722.1 / 722.2]	1	
434	68765	Switch, [722.0 / 722.1 / 722.2] (Kickdown Solenoid)	1	
		HARD PARTS		
509	68707A	Rear Pump Assembly, [722.0 / 722.1 / 722.2] (1.875" Steel Collar)	1	
509	68707	Rear Pump Assembly, [722.0 / 722.1 / 722.2] (2.125" Steel Collar)	1	
510	68912	Pump Body, [722.1] (Ink# 115 277 0420) (Without Plate)	1	116-270-0090
510	68912A	Pump Body, [722.0 / 722.2] (Cast # 1020) (Without Plate)	1	
510	68912B	Pump Body, [722.2] (Ink# 010 277 0420) (Without Plate)	1	
529	68918	Shaft, [722.0 / 722.2] (Stator) (4-1/16" Long) (1.457"OD Surface Where Presses in Bell) (Snap Ring Type)	1	
529	68917	Shaft, [722.0 / 722.2] (Stator) (4-1/16" Long) (1.573"OD Surface Where Presses in Bell) (Press Type)	1	
529	68919	Shaft, [722.0 / 722.2] (Stator) (4-9/16" Long) (Snap Ring Type)	1	
		PUMP COMPONENTS		
543	68706	Eccentric Wheel, [722.0 / 722.2] (Drives the Rear Pump)	1	
544	68811	Plate, [722.0 / 722.2] (Pump) (1-1/2" Center Hole With Splines)	1	
544	68811A	Plate, [722.1] (Pump) (1-1/4" Center Hole) (*No Splines)	1	
		HARD PARTS (Cont)		
554	68716	Drum, [722.0] (Band With K1-Clutch)	1	
554	68716A	Drum, [722.1 / 722.2] (Band With K1-Clutch)	1	
555	68733	Drum, [722.0] (Rear)	1	
555	68733A	Drum, [722.1 / 722.2] (Rear) (3-1/2" Wide)	1	
556	68730	Drum, [722.1 / 722.2] (Second Ring Gear & Band Drum)	1	
556	68730A	Drum, [722.0] (Second Ring Gear & Band Drum)	1	
575	68746C	Clutch Hub W/Shaft, [722.0] (Hollow With Race) (450 Model)	1	
575	68746A	Clutch Hub W/Shaft, [722.1 / 722.2] (Hollow W/Cam & Hub) (1-1/8" Hub)	1	
575	68746B	Clutch Hub W/Shaft, [722.1 / 722.2] (Hollow W/Cam & Hub) (1-3/16" Hub)	1	
575	68746	Clutch Hub W/Shaft, [722.1 / 722.2] (Hollow W/Cam & Hub) (1-5/16" Hub)	1	
579	68729	Hub, [722.0 / 722.1 / 722.2] (B2-Drum)	1	
582	68747	Planet, [722.0] (Front)	1	
582	68747A	Planet, [722.1 / 722.2] (Front) (1-9/16"OD Hub Inside)	1	
582	68747B	Planet, [722.1 / 722.2] (Front) (1-3/4"OD Hub Inside)	1	
584	68737	Planet, [722.0] (With Output Shaft) (Uses 3/4" Long Bearing # 268)	1	
584	68737A	Planet, [722.1 / 722.2] (With Output Shaft) (1/2" Long Bearing # 268 That is Flush With Top of Hole)	1	
584	68737B	Planet, [722.1 / 722.2] (With Output Shaft) (1/2" Bearing # 268 That is 1/8" Below Surface)	1	
586	68748	Planet, [722.1 / 722.2] (Second) (.160" Thick Hub)	1	
586	68748A	Planet, [722.1 / 722.2] (Second) (.133" Thick Hub)	1	
592	68713	Ring Gear, [722.0 / 722.1 / 722.2] (Front & Rear Planet) (1.140" Thick)	2	
592	68713A	Ring Gear, [722.0 / 722.1 / 722.2] (Front & Rear Planet) (1.220" Thick)	2	
614	68743	Sun Gear, [722.0 / 722.1 / 722.2] (Rear)	1	
616	68731	Sun Gear, [722.1 / 722.2] (Intermediate)	1	
670	68734A	Input Shaft, [722.2] (With Sun Gear) (7-1/2" Long)	1	
670	68734	Input Shaft, [722.1] (With Sun Gear) (6-1/2" Long)	1	
670	68735	Input Shaft, [722.0] (With Flange) (7-3/16" Long) (450 Model)	1	
674	68744A	Shaft, [722.0] (Intermediate With Hub) (*Except 450 Model)	1	

MERCEDES [722.0 / 722.1 / 722.2]

ILL#	PART#	DESCRIPTION	QTY	REF #
		HARD PARTS (Cont)		
674	68744B	Shaft, [722.0] (Intermediate With 1-1/8" Hub) (450 Model)	1	
674	68744C	Shaft, [722.0] (Intermediate With 1-1/4" Hub) (470 Model)	1	
674	68744	Shaft, [722.1 / 722.2] (Intermediate With Hub)	1	
680	68410	Governor Assembly, [722.0 / 722.1 / 722.2]	1	
690	68824	Park Gear, [722.0 / 722.1 / 722.2]	1	
697	68717	Oil Distributor Sleeve, [722.0 / 722.1 / 722.2]	1	
		VALVE BODIES		
740	68754	Valve Body, [722.0 / 722.1 / 722.2] (Ink# 100 270 3607)	1	
740	68754A	Valve Body, [722.0 / 722.1 / 722.2] (Ink# 114 270 5207)	1	
740	68754B	Valve Body, [722.0 / 722.1 / 722.2] (Ink# 115 270 6107)	1	
740	68754C	Valve Body, [722.0 / 722.1 / 722.2] (Ink# 116 270 2207)	1	
740	68754D	Valve Body, [722.0 / 722.1 / 722.2] (Ink# 123 270 0007)	1	
		HARD PARTS (Cont)		
750	68812	Bell Housing, [722.0] (Cast # 103) (450 Model)	1	
750	68812A	Bell Housing, [722.0] (Cast # 103) (*Except 450 Model)	1	
750	68812B	Bell Housing, [722.1 / 722.2] (Cast #115)	1	
750	68812C	Bell Housing, [722.1 / 722.2] (Cast #130)	1	
760	68701	Case, [722.0 / 722.1 / 722.2] (*Specify Cast #) 1970-75	1	
760	68701A	Case, [722.0 / 722.1 / 722.2] (*Specify Cast #) 1976-80	1	
765	68801	Pan, [722.0 / 722.1 / 722.2]	1	
770	68702	Extension Housing, [722.0 / 722.1 / 722.2]	1	
774	68922A	Housing, [722.0 / 722.1 / 722.2] (Driven Speed-O Gear)	1	
798	68948	Nut, [722.0 / 722.1 / 722.2] (Holds Yoke to Output Shaft)	1	
841	68951	Yoke, [722.0 / 722.1 / 722.2]	1	
847	68227	Gear, [722.0 / 722.1 / 722.2] (Drive)	1	
848	68405	Gear, [722.0 / 722.1 / 722.2] (Driven)	1	
900	68895	Servo Assembly, [722.0 / 722.1 / 722.2] (B1-Band)	1	
905	68896	Servo Assembly, [722.0 / 722.1 / 722.2] (B2-Band)	1	
910	68897	Servo Assembly, [722.0 / 722.1 / 722.2] (B3-Band)	1	
916	K68689	Strut Assembly, [722.0 / 722.1 / 722.2] (Band)	1	
917	68689P	Apply Pin, [722.0 / 722.1 / 722.2] (Servo)	1	
	68689B	Bolt, [722.0 / 722.1 / 722.2] (Band Adjusting)	1	
921	68740	Band Guide, [722.0 / 722.1 / 722.2] (Plastic) (*Specify Cast #)	1	
926	68891	Spring, [722.0 / 722.1 / 722.2] (Accumulator)	1	
927	68890	Piston, [722.0 / 722.1 / 722.2] (Accumulator)	1	
964	68806	Piston, [722.0 / 722.1 / 722.2] (K1-Clutch)	1	
965	68807	Piston, [722.0 / 722.1 / 722.2] (K2-Clutch) (B2-Drum)	1	
974	68940	Spring, [722.0 / 722.1 / 722.2] (K1-Clutch Return)	1	
975	68941	Spring, [722.0 / 722.1 / 722.2] (K2-Clutch Return)	1	
980	68930	Retainer, [722.1 / 722.2] (Bearing Input)	1	
984	68931	Retainer, [722.0 / 722.1 / 722.2] (K1-Clutch Spring)	1	
985	68932	Retainer, [722.0 / 722.1 / 722.2] (K2-Clutch Return Spring)	1	
991	K68676	Linkage Assembly, [722.0 / 722.1 / 722.2] (Internal)	1	
995	K68678	Park Pawl Assembly, [722.0 / 722.1 / 722.2]	1	
999	K68679	Oil Tubes, [722.0 / 722.1 / 722.2]	1	

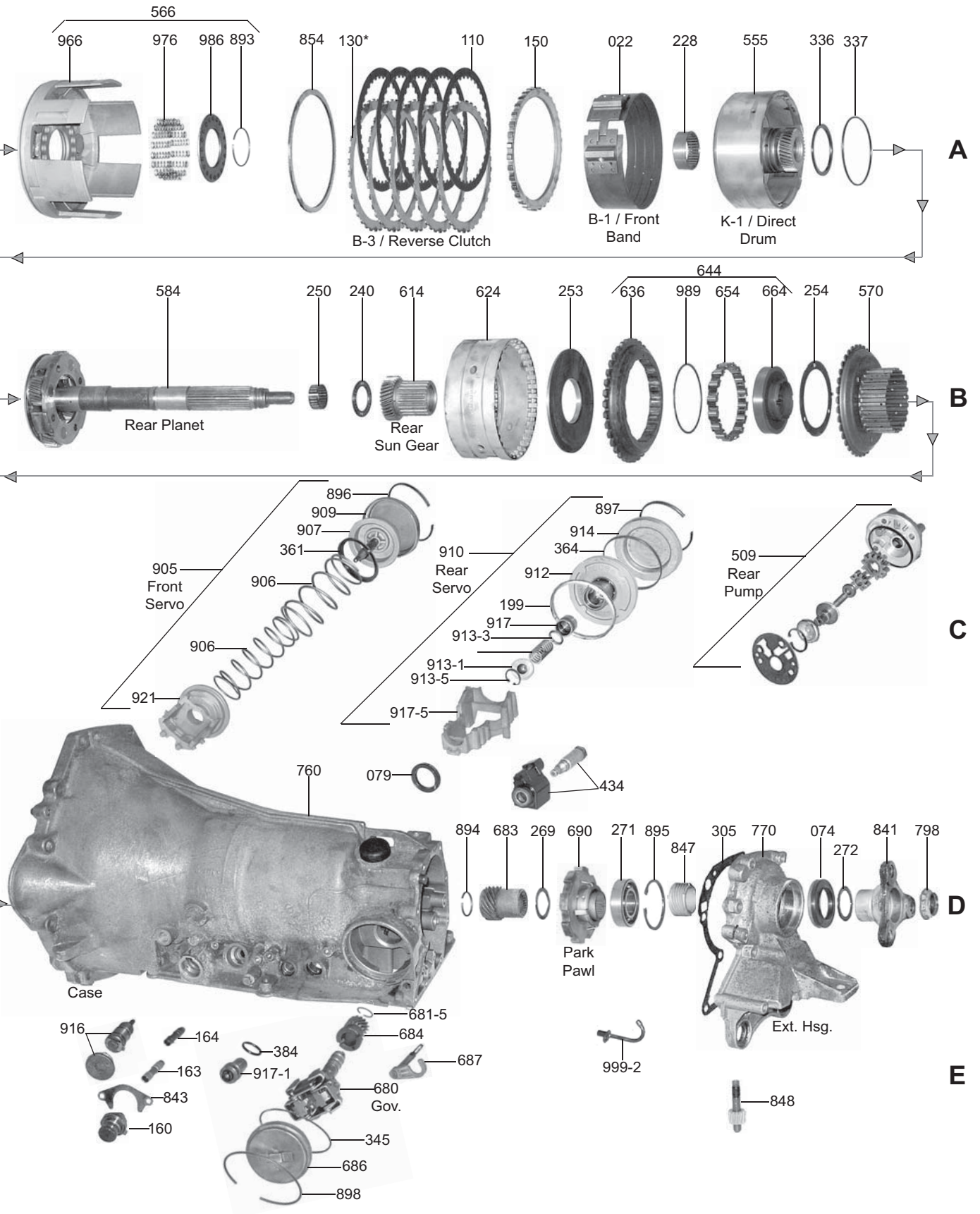
MERCEDES [722.3 / 722.4 / 722.5]

RWD 4 Speed



MERCEDES [722.3 / 722.4 / 722.5]

RWD 4 Speed



MERCEDES [722.3 / 722.4 / 722.5]

ILL#	PART#	DESCRIPTION	QTY	REF #
		OVERHAUL KITS		
	K68900E	Overhaul Kit, [722.4] (Small Case-W4A020) (Small 6-Bolt Pan) 1984-97	1	
	K68900A	Overhaul Kit, [722.3] (Large Case-W4A040) (Large 6-Bolt Pan) 1981-97	1	
	K68900F	Overhaul Kit, [722.5] (5 Speed) 1990-97	1	
		MASTER L/STEEL KITS		
	DK6800E-S	Master L/Steels Kit, [722.4] (Small Case-W4A020) (Small 6-Bolt Pan) 1984-97	1	
	DK6800A-S	Master L/Steels Kit, [722.3] (Large Case-W4A040) (Large 6-Bolt Pan) 1981-97	1	
	DK6800F-S	Master L/Steels Kit, [722.5] (5 Speed) 1990-97	1	
		MASTER W/STEEL KIT		
*****	*****	Master W/Steels Kit, (**Steel Plates are Selective and must be ordered Separately**) *****	*****	*****
		FILTERS		
010	68710D	Filter, [722.3 / 722.4] (All) 1981-97	1	126-277-02-95
010	68712	Filter, [722.5] (5 Speed) (With Valve) 1990-97	1	
		FILTER KITS		
	FK68710D	Filter Kit, [722.4] (Small Case) 1984-97	1	
	FK68710E	Filter Kit, [722.3] (Large Case) 1981-97	1	
	FK68712	Filter Kit, [722.5] (5 Speed) 1990-97	1	
		BANDS		
022	68702A	Band, [722.4] (Front) (Semi Flex) 1984-97	1	124-270-0062
022	68700	Band, [722.3 / 722.5] (Front) (Semi Flex) 1981-97	1	126-270-1662
026	68704	Band, [722.4] (Rear) (Split) 1984-97	1	201-270-1062
026	68701B	Band, [722.3 / 722.5] (Rear) (Split) 1981-97	1	126-270-1562
		BUSHINGS		
034	68003	Bearing, [722.4] (Front Pump Body) 1984-97	1	
034	68002	Bushing, [722.3 / 722.5] (Front Pump Body) (*Can Sub 19003) 1981-97	1	
050	68010	Bushing, [722.4] (Supporting Disc) 1984-97	1	
050	68010A	Bushing, [722.3] (Supporting Disc) 1981-97	1	
		METAL CLAD SEALS		
070	68163	Seal, [722.4] (Front) 1984-97	1	010-997-4547
070	68161	Seal, [722.3 / 722.5] (Front) 1981-97	1	004-997-2847
072	68183	Seal, [722.4] (Linkage Shaft) 1984-97	1	
072	68173	Seal, [722.3] (Linkage Shaft) 1981-97	1	
074	68164	Seal, [722.3 / 722.4 / 722.5] (Rear) (2.450"OD) (1.525"ID) 1981-97	1	012-997-8747
		FRICTION CLUTCHES		
100	68108	Friction, [722.4] (4th Clutch) (K2) (.083") (4.25"OD) (36-Teeth) 1984-97	3-5	123-272-0125
100	68106	Friction, [722.3 / 722.5] (4th Clutch) (K2) (.085") (4.800"OD) (24-Teeth) 1981-97	4-5	126-272-0725
	68134	Friction, [722.5] (Overdrive Clutch) (BS) (.085") (5.50"OD) (28-Teeth) 1990-97	4	124-272-0025
106	68109	Friction, [722.4] (Direct Clutch) (K1) (.083") (4.675"OD) (40-Teeth) 1984-97	3-5	123-272-0225
106	68105	Friction, [722.3 / 722.5] (Direct Clutch) (K1) (.083") (5.265"OD) (24-Teeth) 1981-97	4-5	126-272-0625
110	68110	Friction, [722.4] (Reverse Clutch) (B3) (.081") (6.00"OD) (30-Teeth) 1984-97	3-5	123-272-0325
110	68107	Friction, [722.3 / 722.5] (Reverse Clutch) (B3) (.081") (6.60"OD) (36-Teeth) 1981-97	4-5	126-272-0925
	68132	Friction, [722.5] (Overrun Clutch) (KS) (.083") (4.180"OD) (22-Teeth) 1990-97	4	124-272-0125
	K68100E	Friction Module, [722.4] 1984-97	1	
	K68100A	Friction Module, [722.3] 1981-97	1	
	K68100F	Friction Module, [722.5] (5 Speed) 1990-97	1	
		STEEL CLUTCHES		
120	68129	Steel, [722.4] (4th Clutch) (K2) (.079") (6-Teeth) (3.250"ID) (2.0mm) 1984-97	AR	

MERCEDES [722.3 / 722.4 / 722.5]

ILL#	PART#	DESCRIPTION	QTY	REF #
		STEEL CLUTCHES (Cont)		
120	68129A	Steel, [722.4] (4th Clutch) (K2) (.118") (6-Teeth) (3.250"ID) (3.0mm) 1984-97	AR	201-272-0226
120	68129B	Steel, [722.4] (4th Clutch) (K2) (.138") (6-Teeth) (3.250"ID) (3.5mm) 1984-97	AR	201-272-0326
120	68129C	Steel, [722.4] (4th Clutch) (K2) (.158") (6-Teeth) (3.250"ID) (4.0mm) 1984-97	AR	201-272-0426
120	68129D	Steel, [722.4] (4th Clutch) (K2) (.178") (6-Teeth) (3.250"ID) (4.5mm) 1984-97	AR	201-272-0526
120	68116	Steel, [722.3 / 722.5] (4th Clutch) (K2) (.079") (6-Teeth) (3.464"ID) (2.0mm) 1981-97	AR	126-272-4726
120	68116A	Steel, [722.3 / 722.5] (4th Clutch) (K2) (.118") (6-Teeth) (3.464"ID) (3.0mm) 1981-97	AR	126-272-3626
120	68116B	Steel, [722.3 / 722.5] (4th Clutch) (K2) (.138") (6-Teeth) (3.464"ID) (3.5mm) 1981-97	AR	126-272-4826
120	68116D	Steel, [722.3 / 722.5] (4th Clutch) (K2) (.178") (6-Teeth) (3.464"ID) (4.5mm) 1981-97	AR	126-272-3426
120	68116E	Steel, [722.3 / 722.5] (4th Clutch) (K2) (.197") (6-Teeth) (3.464"ID) (5.0mm) 1981-97	AR	126-272-3526
120	68116F	Steel, [722.3 / 722.5] (4th Clutch) (K2) (.217") (6-Teeth) (3.464"ID) (5.5mm) 1981-97	AR	126-272-0826
	68133	Steel, [722.5] (Overdrive Clutch) (BS) (.098") (8-Teeth) (4.786"ID) (2.5mm) 1990-97	AR	129-272-0126
	68133A	Steel, [722.5] (Overdrive Clutch) (BS) (.215") (8-Teeth) (4.786"ID) (5.45mm) 1990-97	AR	
126	68128	Steel, [722.4] (Direct Clutch) (K1) (.079") (6-Teeth) (3.524"ID) (2.0mm) 1984-97	AR	201-272-0726
126	68128A	Steel, [722.4] (Direct Clutch) (K1) (.118") (6-Teeth) (3.524"ID) (3.0mm) 1984-97	AR	201-272-0826
126	68128B	Steel, [722.4] (Direct Clutch) (K1) (.138") (6-Teeth) (3.524"ID) (3.5mm) 1984-97	AR	201-272-0926
126	68128C	Steel, [722.4] (Direct Clutch) (K1) (.158") (6-Teeth) (3.524"ID) (4.0mm) 1984-97	AR	201-272-1026
126	68128D	Steel, [722.4] (Direct Clutch) (K1) (.178") (6-Teeth) (3.524"ID) (4.5mm) 1984-97	AR	201-272-1126
126	68115	Steel, [722.3 / 722.5] (Direct Clutch) (K1) (.079") (6-Teeth) (4.094"ID) (2.0mm) 1981-97	AR	126-272-4926
126	68115B	Steel, [722.3 / 722.5] (Direct Clutch) (K1) (.138") (6-Teeth) (4.094"ID) (3.5mm) 1981-97	AR	126-272-5026
126	68115C	Steel, [722.3 / 722.5] (Direct Clutch) (K1) (.158") (6-Teeth) (4.094"ID) (4.0mm) 1981-97	AR	126-272-3226
126	68115D	Steel, [722.3 / 722.5] (Direct Clutch) (K1) (.178") (6-Teeth) (4.094"ID) (4.5mm) 1981-97	AR	126-272-3226
126	68115E	Steel, [722.3 / 722.5] (Direct Clutch) (K1) (.197") (6-Teeth) (4.094"ID) (5.0mm) 1981-97	AR	126-272-3326
126	68115F	Steel, [722.3 / 722.5] (Direct Clutch) (K1) (.217") (6-Teeth) (4.094"ID) (5.5mm) 1981-97	AR	126-272-1426
130	68130	Steel, [722.4] (Reverse Clutch) (B3) (.098") (36-Teeth) (5.060"ID) (2.5mm) 1984-97	AR	201-272-2526
130	68130A	Steel, [722.4] (Reverse Clutch) (B3) (.118") (36-Teeth) (5.060"ID) (3.0mm) 1984-97	AR	201-272-2126
130	68130B	Steel, [722.4] (Reverse Clutch) (B3) (.138") (36-Teeth) (5.060"ID) (3.5mm) 1984-97	AR	201-272-2226
130	68130C	Steel, [722.4] (Reverse Clutch) (B3) (.158") (36-Teeth) (5.060"ID) (4.0mm) 1984-97	AR	201-272-2626
130	68117	Steel, [722.3 / 722.5] (Reverse Clutch) (B3) (.090") (36-Teeth) (5.787"ID) (2.3mm) 1981-97	AR	126-272-6726
130	68117A	Steel, [722.3 / 722.5] (Reverse Clutch) (B3) (.110") (36-Teeth) (5.787"ID) (2.8mm) 1981-97	AR	126-272-6826
130	68117B	Steel, [722.3 / 722.5] (Reverse Clutch) (B3) (.130") (36-Teeth) (5.787"ID) (3.3mm) 1981-97	AR	126-272-6426
130	68117C	Steel, [722.3 / 722.5] (Reverse Clutch) (B3) (.150") (36-Teeth) (5.787"ID) (3.8mm) 1981-97	AR	126-272-6526
	68131	Steel, [722.5] (Overrun Clutch) (KS) (.078") (28-Teeth) (3.504"ID) (2.0mm) 1990-97	AR	124-272-0228
	68131A	Steel, [722.5] (Overrun Clutch) (KS) (.138") (28-Teeth) (3.504"ID) (3.5mm) 1990-97	AR	
	K68110D	Steel Module, [722.4] 1984-97 (*Fits Model # 722.400 / 408 / 414 / 423)	1	
	K68110E	Steel Module, [722.4] 1984-97 (*Fits Model # 744.409 / 410 / 413 / 416 / 418 / 424 / 429 / 433 / 435)	1	
	K68110A	Steel Module, [722.3] 1981-97 (*Fits Model # 722.301 / 303 / 304 / 310 / 312 / 315 / 317 / 319 / 329 / 321 / 342 / 351 / 355 / 358 / 359 / 361 / 367 / 369)	1	
	K68110B	Steel Module, [722.3] 1981-97 (*Fits Model # 722.311 / 313 / 323 / 350 / 353 / 362 / 364 / 365 / 370)	1	
	K68110C	Steel Module, [722.3] 1981-97 (*Fits Model # 722.324 / 354 / 366)	1	
	K68110F	Steel Module, [722.5] 1990-97 (*Fits Model # 722.500 / 502 / 507 / 508)	1	
		CLUTCH PRESSURE PLATES		
150	68135	Pressure Plate, [722.4] (Reverse Clutch) (B3) 1984-97	1	201-272-2326
150	68117D	Pressure Plate, [722.3 / 722.5] (Reverse Clutch) (B3) (7.7mm) (36-Teeth) 1981-97	1	126-272-6726
		MODULATORS		
160	68821A	Modulator, [722.3 / 722.4 / 722.5] (White Plastic Top) 1981-97	1	126-270-8979
160	68820R	Modulator, [722.3 / 722.4 / 722.5] (Red Plastic Top) 1981-97	1	126-270-9079

MERCEDES [722.3 / 722.4 / 722.5]

ILL#	PART#	DESCRIPTION	QTY	REF #
		MODULATORS (Cont)		
160	68221B	Modulator, [722.3 / 722.4 / 722.5] (Green Plastic Top) 1981-97	1	126-270-9279
160	68820A	Modulator, [722.3 / 722.4 / 722.5] (Brown Plastic Top) 1981-97	1	126-270-9379
160	68820E	Modulator, [722.3 / 722.4 / 722.5] (Black Plastic Top) 1981-97	1	126-270-9179
163	68680E	Valve, [722.4] (Under Modulator) 1984-97	1	
164	68682E	Pin, [722.4] (Under Modulator Valve) 1984-97	1	
164	68682A	Pin, [722.3] (Under Modulator Valve) 1981-97	1	
		VALVE BODY KITS		
	K68908AS	Valve Body Kit, [722.3 / 722.4] (Diesel) 1981-97	1	Superior
	K68908S	Valve Body Kit, [722.3 / 722.4] (Gas) 1981-97	1	Superior
		OIL SEALING RINGS		
	K68905	Ring Kit, [722.4] 1984-97	1	
	K68904	Ring Kit, [722.3] 1981-97	1	
177	68302	Ring, [722.4] (Input Shaft) (Teflon) 1984-97	2	
177	68301	Ring, [722.3] (Input Shaft) (Teflon) (1.015" OD) 1981-97	1	
177	68301A	Ring, [722.3] (Input Shaft) (Teflon) (1.085" OD) 1981-97	1	
179	68300	Ring, [722.3] (Pump Stator)	2	
180	68303	Ring, [722.3 / 722.4] (4th Drum to Support) (Teflon) 1981-97	2	
		WASHERS & BEARINGS		
	68459A	Bearing, [722.4] (Front Pump Body) 1984-97	1	0109812110
210	68450	Race, [722.4] (Stator to K1-Drum) (Bearing #211 to Shim #212) 1984-97	2	
210	68454	Race, [722.3 / 722.5] (Stator to K1-Drum) (Bearing #211 to Shim #212) 1981-97	1	
211	68459	Bearing, [722.4] (Stator to K1-Drum) 1984-97	1	
211	68452	Bearing, [722.3 / 722.5] (Stator to K1-Drum) 1981-97	1	
212	68450A	Spacer, [722.4] (Stator Race #210 to Shim #210) 1984-97	1	
212	68450C	Spacer, [722.3 / 722.5] (Stator Bearing #210 to Shim #210) 1981-97	1	
214	68409A	Caged Bearing, [722.4] (K2-Drum) (4th Clutch Drum) 1984-97	1	
214	68409B	Caged Bearing, [722.3] (K2-Drum) (4th Clutch Drum) 1981-97	1	
	68453F	Shim, [722.5] (Overdrive Planet) (Front) 1990-97	1	
	68461F	Bearing, [722.5] (Overdrive Planet) (Both Sides) 1990-97	2	
	68455F	Shim, [722.5] (Overdrive Planet) (Rear) 1990-97	1	
228	68401	Caged Bearing, [722.4] (K1-Drum) (Direct Clutch Drum) 1984-97	1	
228	68408	Caged Bearing, [722.3] (K1-Drum) (Direct Clutch Drum) 1981-97	1	
229	68923AA	Bearing, [722.4] (Sun Gear Drum to Front Planet) 1984-97	2	
229	68923B	Bearing, [722.3 / 722.5] (Sun Gear Drum to Front Planet) 1981-97	2	
240	68457B	Bearing, [722.4] (Input Shaft to Rear Planet & Rear Planet to Sun Gear) 1984-97	2	
240	68457A	Bearing, [722.3 / 722.5] (Input Shaft to Rear Planet & Rear Planet to Sun Gear) 1981-97	2	
241	68410A	Roller Bearing, [722.4] (Input Shaft to Rear Planet) 1984-97	1	
241	68410B	Roller Bearing, [722.3 / 722.5] (Input Shaft to Rear Planet) 1981-97	1	
250	68462A	Roller Bearing, [722.4] (Split) (Output Shaft to Rear Sun Gear) 1984-97	1	
250	68462B	Roller Bearing, [722.3 / 722.5] (Split) (Output Shaft to Rear Sun Gear) 1981-97	1	
253	68929A	Shim, [722.4] (Aluminum Support to Sun Gear Support) 1984-97	1	
253	68929B	Shim, [722.3] (Aluminum Support to Sun Gear Support) 1981-97	1	
253	68929F	Shim, [722.5] (Aluminum Support to Sun Gear Support) 1990-97	1	
254	68451	Washer, [722.4] (Roller Clutch to K2-Hub) (3-Tab) (Metal) (3.150"OD) 1984-97	1	
254	68451A	Washer, [722.3] (Roller Clutch to K2-Hub) (3-Tab) (Plastic) (3.895"OD) 1984-97	1	
257	68460	Washer, [722.4] (K2-Drum to Rear Support) (1-Tab For Support) 1984-97	1	
257	68458B	Washer, [722.3] (K2-Drum Rear) 1981-97	1	

MERCEDES [722.3 / 722.4 / 722.5]

ILL#	PART#	DESCRIPTION	QTY	REF #
		WASHERS & BEARINGS (Cont)		
257	68458F	Washer, [722.5] (K2-Drum Rear) 1990-97	1	
269	68935A	Spacer, [722.4] (Under Governor Drive Gear) 1984-97	1	
269	68936A	Shim, [722.4] (Governor Drive Gear to Park Gear) 1984-97	1	
271	68413	Ball Bearing, [722.3 / 722.4] (Extension Housing) 1981-97	1	
271	68413F	Ball Bearing, [722.5] (Extension Housing) 1990-97	1	
272	68940A	Shim, [722.4] (Extension Housing Bearing to Yoke) 1984-97	1	
272	68940B	Shim, [722.3 / 722.5] (Extension Housing Bearing to Yoke) 1981-97	1	
		GASKETS & RUBBER COMPONENTS		
300	68502	Gasket, [722.4] (Bottom Pan) 1984-97	1	123-271-0280
300	68501	Gasket, [722.3 / 722.5] (Bottom Pan) 1981-97	1	126-271-0280
305	68532A	Gasket, [722.4] (Extension Housing)	1	
305	68532B	Gasket, [722.3] (Extension Housing) 1981-97	1	
310	68531A	Gasket, [722.4] (Pump) 1984-97	1	
310	68531	Gasket, [722.3] (Pump) 1981-97	1	
311	68506A	O-Ring, [722.4] (Pump) 1984-97	1	
311	68506B	O-Ring, [722.3] (Pump) 1981-97	1	
		TECHNICAL MANUALS		
	TM722L	Technical Manual, [722.3 / 722.4] (4 Speed) 1981-97	1	ATSG
	TM722.5	Technical Manual, [722.5] (5 Speed) 1990-97	1	ATSG
		ELECTRICAL COMPONENTS		
410	68991A	Switch, [722.3 / 722.4 / 722.5] (Starter Lock Out) (Neutral) 1981-97	1	
	68992A	Switch, [722.3 / 722.5] (Overload Protection) 1981-97	1	
434	68765A	Solenoid, [722.3 / 722.4 / 722.5] (Kickdown) 1981-97 (*Except 1994-97 / S320 & SI320)	1	
434	68765F	Solenoid, [722.5] (Kickdown) (S320 & SI320) 1994-97	1	
	68958A	Sensor, [722.3 / 722.4 / 722.5] (Vehicle Speed Sensor) (VSS) 1981-97	1	
		HARD PARTS		
500	68912A	Pump, [722.4] (Front) 1984-97	1	
500	68912B	Pump, [722.3] (Front) (1.535"OD Where Cup Race #211 Sets) 1981-97	1	
500	68912F	Pump, [722.3 / 722.5] (Front) (1.585"OD Where Cup Race #211 Sets) 1981-97	1	
500	68912C	Pump, [722.3] (Front) (1.645"OD Where Flat Race #211 Sets) 1981-97	1	
509	68944A	Pump, [722.4 / 722.5] (Rear) 1984-97	1	
509	68944B	Pump, [722.3] (Rear) 1981-97	1	
510	68914A	Pump Body, [722.4] (Front) (Needle Bearing Type) 1984-97	1	1232700097
510	68913B	Pump Body, [722.3 / 722.5] (Bushing Type) (Cast # 126) 1981-97	1	
510	68913C	Pump Body, [722.3 / 722.5] (Bushing Type) (Cast # 140) 1990-97	1	
520	68916AA	Stator, [722.4] (Front Pump) 1984-97	1	
520	68915BB	Stator, [722.3 / 722.5] (Front Pump) (1.535"OD Where Cup Race #211 Sets) 1981-97	1	
520	68916BA	Stator, [722.3 / 722.5] (Front Pump) (1.585"OD Where Cup Race #211 Sets) 1981-97	1	
520	68916BC	Stator, [722.3 / 722.5] (Front Pump) (1.645"OD Where Cup Race #211 Sets) 1981-97	1	
	68915S	Stator Shaft, [722.3 / 722.5] (Front Pump) 1981-97	1	
	68916S	Stator Shaft, [722.4] (Front Pump) 1984-97	1	
544	68920AA	Plate, [722.4] (Front Pump) 1984-97	1	
544	68920B	Plate, [722.3 / 722.5] (Front Pump) 1981-97	1	
550	68931A	Drum, [722.4] (4th Clutch) (K2) (3 Clutch) 1984-97	1	
550	68931AA	Drum, [722.4] (4th Clutch) (K2) (4 Clutch) 1984-97	1	
550	68932B	Drum, [722.3] (4th Clutch) (K2) (Stamped Steel) (With Washer on Back) 1981-Up (With Needle Bearing In Bore)	1	

MERCEDES [722.3 / 722.4 / 722.5]

ILL#	PART#	DESCRIPTION	QTY	REF #
		HARD PARTS (Cont)		
550	68932C	Drum, [722.3] (4th Clutch) (K2) (Cast Steel) (With Ball Bearing on Back) 1981-Up (With Needle Bearing In Bore)	1	
550	68931AB	Drum, [722.4] (4th Clutch) (K2) (Cast Steel) (With Washer on Back) 1984-97 (With Needle Bearing In Bore)	1	
555	68922A	Drum, [722.4] (Direct) (K1) (Clutch) (With 26-Teeth Sun Gear) 1984-97	1	
555	68922B	Drum, [722.3] (Direct) (K1) (Clutch) (With 26-Teeth Sun Gear) 1981-97	1	
555	68922C	Drum, [722.3] (Direct) (K1) (Clutch) (With 34-Teeth Sun Gear) 1981-97 (*Uses 4-1/2"OD Piston)	1	
555	68922CA	Drum, [722.3] (Direct) (K1) (Clutch) (With 34-Teeth Sun Gear) 1981-97 (*Uses 5" OD Piston)	1	
570	68741A	Clutch Hub, [722.4] (4th Clutch) (K2) 1984-97	1	
570	68741B	Clutch Hub, [722.3] (4th Clutch) (K2) 1981-97	1	
582	68924A	Planet, [722.4] (Front) 1984-97	1	2012700243
582	68924B	Planet, [722.3] (Front) (Input Shaft Has 50-Teeth Sun Gear) 1981-97	1	
582	68924C	Planet, [722.3] (Front) (Input Shaft Has 46-Teeth Sun Gear) 1981-97	1	
584	68926A	Planet, [722.4] (Rear) (With Output Shaft) 1984-97	1	
584	68926B	Planet, [722.3] (Rear) (With Output Shaft) 1981-97	1	
614	68927A	Sun Gear, [722.4] (Rear) 1984-97	1	
614	68927B	Sun Gear, [722.3] (Rear) 1981-97	1	
624	68928A	Aluminum Support, [722.4] (Front & Rear Planet) 1984-97	1	
624	68928B	Aluminum Support, [722.3] (Front & Rear Planet) 1981-97	1	
634	68933A	Support, [722.4] (With Rings) 1984-97	1	123-272-0645
634	68933B	Support, [722.3] (With Rings) (2.732"OD Hub) 1981-97	1	
634	68933BA	Support, [722.3] (With Rings) (2.915"OD Hub) 1981-97	1	
		SPRAGS & ONE WAY CLUTCHES		
644	68930A	Sprag Assembly, [722.4] (Roller Clutch Assembly) 1984-97	1	
644	68930AA	Sprag Assembly, [722.4] (With K2-Hub on Top With Ring) 1984-97	1	
644	68930C	Sprag Assembly, [722.3] (With K2-Hub on Top / No Ring on Roller) 1981-97	1	
644	68930BA	Sprag Assembly, [722.3] (Without K2-Hub) 1981-97	1	
644	68930B	Sprag Assembly, [722.3] (With K2-Hub on Top With Ring on Roller) 1981-97	1	
		HARD PARTS (Cont)		
670	68925AA	Input Shaft, [722.4] (With Sun Gear) 1984-97	1	
670	68925BA	Input Shaft, [722.3] (With 50-Teeth Sun Gear) 1981-97	1	
670	68925BB	Input Shaft, [722.3] (With 46-Teeth Sun Gear) 1981-97	1	
680	68810A	Governor, [722.4] (With Plastic Gear) (Goes In Units With Rear Pump)	1	
680	68810AA	Governor, [722.4 / 722.5] (With Plastic Gear) (Used In Units Without Rear Pump)	1	
680	68810B	Governor, [722.3] (With Steel Gear) (Used In Units With Rear Pump)	1	
680	68810BB	Governor, [722.3] (With Steel Gear) (Used In Units Without Rear Pump)	1	
683	68934A	Gear, [722.4] (Governor Drive) (On Output Shaft) 1984-97	1	
683	68934B	Gear, [722.3] (Governor Drive) (On Output Shaft) 1981-97	1	
684	68934AA	Gear, [722.4] (Governor Driven) (Goes on Governor) (Plastic) 1984-97	1	
684	68934AB	Gear, [722.3] (Governor Driven) (Goes on Governor) (Metal) 1981-97	1	
690	68937A	Gear, [722.4] (Parking With Plastic Speed-O Gear) 1984-97	1	
690	68937B	Gear, [722.3] (Parking With Plastic Speed-O Gear) 1981-97	1	
690	68937BA	Gear, [722.3] (Parking) (2-Holes) (With Electronic Pick-Up) 1981-97	1	
690	68937BB	Gear, [722.3] (Parking) (4-Holes) (With Electronic Pick-Up) 1981-97	1	
		VALVE BODIES		
740	68924B	Valve Body, [722.4] (Ink #'s are 124 270 2207 or 124 270 5715) 1984-97	1	
740	68924BA	Valve Body, [722.4] (Ink # 201 270 3115) 1984-97	1	

MERCEDES [722.3 / 722.4 / 722.5]

ILL#	PART#	DESCRIPTION	QTY	REF #
		VALVE BODIES (Cont)		
740	68924BB	Valve Body, [722.4] (Ink # 201 270 5107)	1	
740	68942A	Valve Body, [722.3] (Ink # 107 270 0807) 1981-97	1	
740	68942AA	Valve Body, [722.3] (Ink # 126 270 5207) 1981-97	1	
740	68942AB	Valve Body, [722.3] (Ink #'s are 126 270 7315 or 107 270 3307 or 129 270 0707) 1981-97	1	
740	68942AC	Valve Body, [722.3] (Ink # 126 270 3682)	1	
		HARD PARTS (Cont)		
760	68941A	Case, [722.4] (Starter at 3:00) 1984-97	1	
760	68941B	Case, [722.3] (Starter at 9:30) 1981-97	1	
760	68941BA	Case, [722.3] (Starter at 3:00 & 9:00) 1981-97	1	
760	68941BB	Case, [722.3] (Starter at 3:00 *Only) 1981-97	1	
765	68943A	Pan, [722.4] (Bottom) 1984-97	1	
765	68943B	Pan, [722.3] (Bottom) 1981-97	1	
770	68939A	Extension Housing, [722.4] (Cast # 201-271-0001) 1984-97	1	
770	68939B	Extension Housing, [722.3] (Cast # 124-271-0801) 1981-97	1	
770	68939BA	Extension Housing, [722.3] (Cast # 126-271-1201) 1981-97	1	
770	68939BB	Extension Housing, [722.3] (Cast # 107-271-0501) 1981-97	1	
770	68939BC	Extension Housing, [722.3] (Cast # 123-271-0701) 1981-97	1	
770	68939BD	Extension Housing, [722.3] (Cast # 123-271-1301) 1981-97	1	
798	68948A	Nut, [722.3 / 722.4] (Output Shaft Yoke) 1981-97	1	
843	68894A	Bracket, [722.3 / 722.4] (Modulator) 1981-97	1	
841	68951A	Yoke, [722.3 / 722.4] (Output Shaft) 1981-97	1	
847	68227A	Gear, [722.3 / 722.4] (Speed-O Drive) (15-Teeth Metal) 1981-97	1	
847	68227B	Gear, [722.3 / 722.4] (Speed-O Drive) (15-Teeth Plastic) 1981-97	1	
848	68405A	Gear, [722.3 / 722.4] (Driven Speed-O) 1981-97	1	
854	68812A	Cushion, [722.4] (Reverse Clutch) (B3) 1984-97	1	
854	68812B	Cushion, [722.3] (Reverse Clutch) (B3) 1981-97	1	
905	68954A	Servo Assembly, [722.4] (Front) (Piston Cast # 123270038) 1984-97	1	
905	68954AA	Servo Assembly, [722.4] (Front) (Piston Cast # 1232770338) 1984-97	1	
905	68954AB	Servo Assembly, [722.4] (Front) (Piston Cast # 1232770038)	1	
905	68954B	Servo Assembly, [722.3] (Front) (Piston Cast # 126277038)	1	
910	68964A	Servo Assembly, [722.4] (Rear) 1984-97	1	
910	68964B	Servo Assembly, [722.3] (Rear) 1981-97	1	
960	68807A	Piston, [722.4] (K2-Clutch) 1984-97	1	
960	68807B	Piston, [722.3] (K2-Clutch) 1981-97	1	
965	68806A	Piston, [722.4] (Direct) (K1-Clutch) 1984-97	1	
965	68806B	Piston, [722.3] (Direct) (K1-Clutch) (4-1/2"OD) 1981-97	1	
965	68806BA	Piston, [722.3] (Direct) (K1-Clutch) (5"OD) 1981-97	1	
966	68808A	Piston, [722.4] (Reverse Clutch) (B3) 1984-97	1	
966	68808B	Piston, [722.3] (Reverse Clutch) (B3) 1981-97	1	
970	68945A	Spring, [722.4] (4th Clutch Return) 1984-97	1	
970	68945B	Spring, [722.3] (4th Clutch Return) 1981-97	1	
975	68946A	Spring, [722.4] (Direct Clutch Return) 1984-97	1	
975	68946B	Spring, [722.3] (Direct Clutch Return) 1981-97	1	
976	68947A	Spring, [722.4] (Reverse Clutch Return) 1984-97	1	
976	68947B	Spring, [722.3] (Reverse Clutch Return) 1981-97	1	
980	68970A	Retainer, [722.4] (4th Clutch Spring) 1984-97	1	
980	68970B	Retainer, [722.3] (4th Clutch Spring) 1981-97	1	

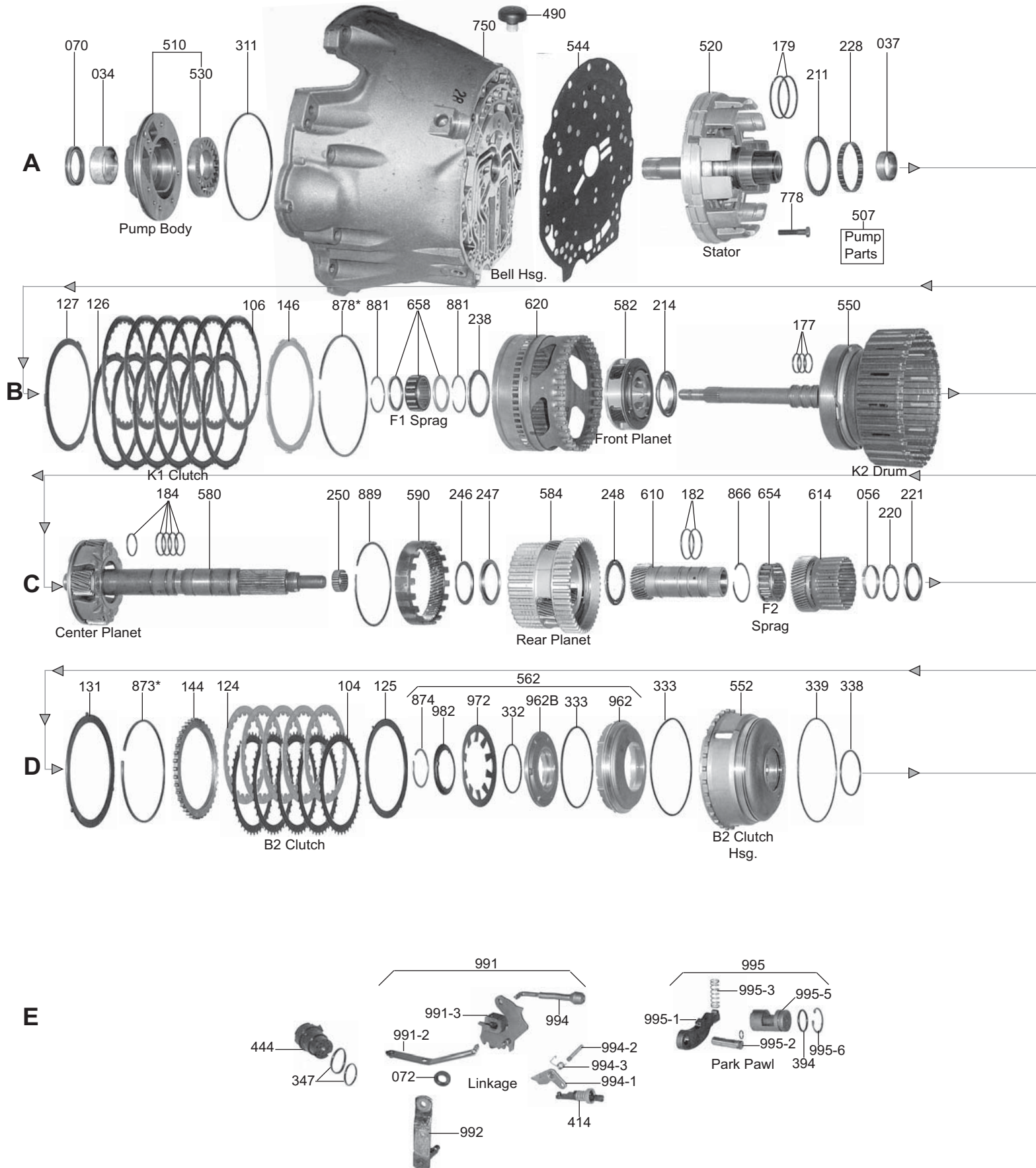
MERCEDES [722.3 / 722.4 / 722.5]

ILL#	PART#	DESCRIPTION	QTY	REF #
		HARD PARTS (Cont)		
	K68900E-2	Repair Kit, [722.4] (K1, K2 Clutch Piston Retainer) 1984-Up	1	Precision
985	68971A	Retainer, [722.4] (Direct Clutch Spring) 1984-97	1	
985	68971B	Retainer, [722.3] (Direct Clutch Spring) 1981-97	1	
986	68972A	Retainer, [722.4] (Reverse Clutch Spring) 1984-97	1	
986	68972B	Retainer, [722.3] (Reverse Clutch Spring) 1981-97	1	
992	68675A	Shift Lever, [722.4] (External) 1984-97	1	
992	68675B	Shift Lever, [722.3] (External) 1981-97	1	
995	K68678A	Park Pawl Assembly, [722.4] 1984-97	1	
995	K68678B	Park Pawl Assembly, [722.3] 1981-97	1	

NOTES:

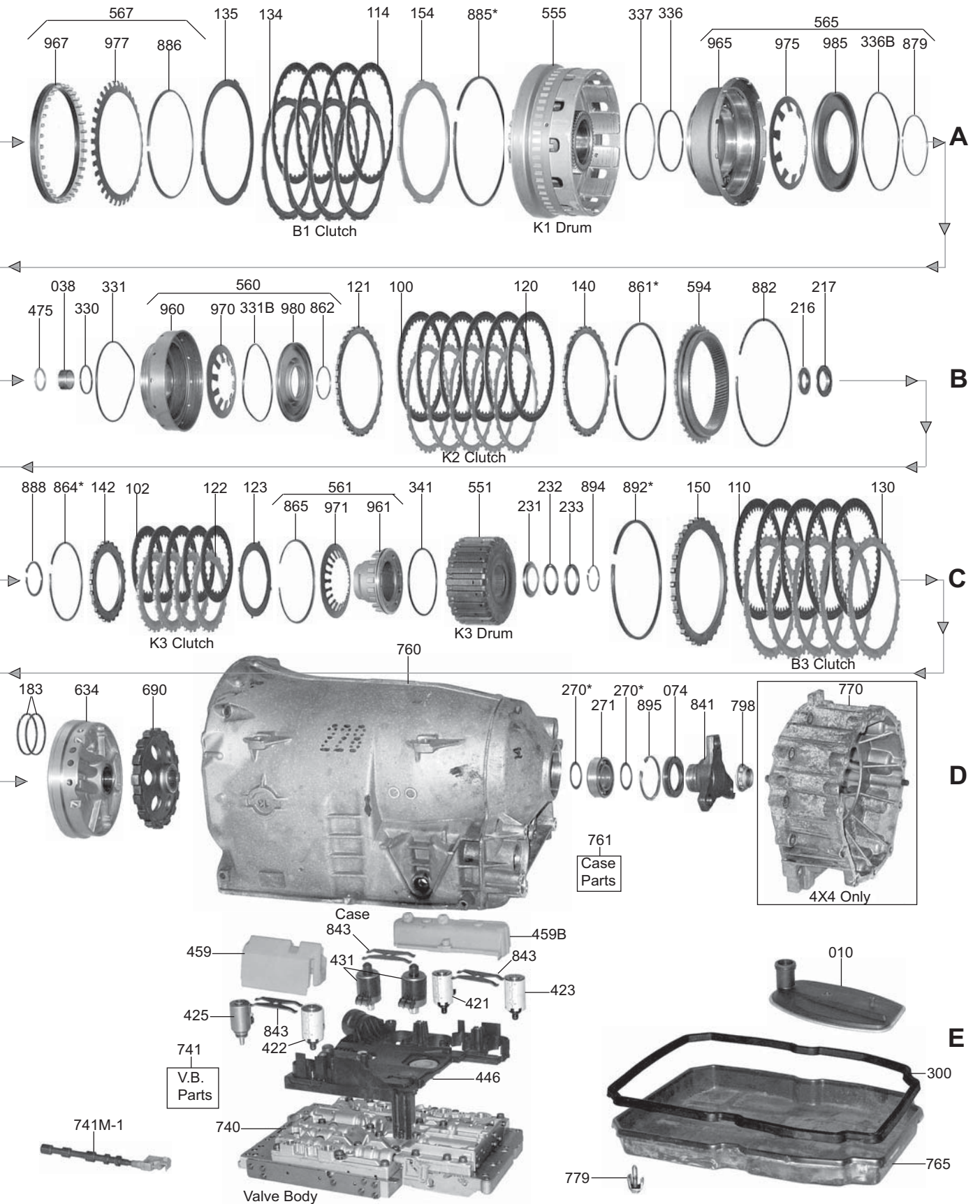
MERCEDES [722.6]

RWD 5 Speed



MERCEDES [722.6]

RWD 5 Speed



MERCEDES [722.6]

ILL#	PART#	DESCRIPTION	QTY	REF #
		OVERHAUL KITS		
	K68900GP	Overhaul Kit, [722.6] (With B1-Piston & Metal Converter Housing Gasket) 1996-Up	1	
	K68900G	Overhaul Kit, [722.6] (Without B1-Piston & Metal Converter Housing Gasket) 1996-Up	1	
		MASTER L/STEELS KITS		
	DK6800G-S	Master L/Steels Kit, [722.6] 1996-97 (Without B1-Piston & Converter Housing Gasket)	1	
	DK6800GP-S	Master L/Steels Kit, [722.6] 1996-97 (With B1-Piston & Converter Housing Gasket)	1	
	DK6800H-S	Master L/Steels Kit, [722.6] 1998-01 (Without B1-Piston & Converter Housing Gasket)	1	
	DK6800HP-S	Master L/Steels Kit, [722.6] 1998-01 (With B1-Piston Converter Housing Gasket)	1	
	DK6800J-S	Master L/Steels Kit, [722.6 / W5A580] 2002-Up (Without B1-Piston & Converter Housing Gasket)	1	
	DK6800JP-S	Master L/Steels Kit, [722.6 / W5A580] 2002-Up (With B1-Piston & Converter Housing Gasket)	1	
	DK6800K-S	Master L/Steels Kit, [722.6 / W5A990 / NAG1] 2004-Up (Without B1-Piston & Converter Housing Gasket) (B1, K1, & K3 are Single Sided Frictions)	1	
	DK6800KP-S	Master L/Steels Kit, [722.6 / W5A330 / NAG1] 2004-Up (With B1-Piston & Converter Housing Gasket) (B1, K1, & K3 are Single Sided Frictions)	1	
		MASTER W/STEELS KIT		
	*****	Master W/Steels Kit, Not Available (Steels are Selective Must Order Separately)*****		
		FILTER		
010	68712G	Filter, [722.6] (5 Speed With Lock-Up) 1996-Up	1	140-277-0095
		BUSHINGS		
034	68002	Bushing, [722.6] (Pump Body) (*Can Sub 19003)	1	
034	68004-01	Bushing, [722.6] (Pump Body) (OE Replacement Size)	1	Sonnax
034	68004-02	Bushing, [722.6] (Pump Body) (Oversize) (Finish In Place)	1	Sonnax
037	68003G	Bushing, [722.6] (Stator) (Rear) (1.235"ID) (Brass) 1996-Up	1	
037	68915-01	Bushing, [722.6] (Stator) (Rear) (OE Replacemant Size) 1996-Up	1	Sonnax
038	68008	Bushing, [722.6] (K2-Drum) (Rear) (.915"ID) 1996-Up	1	
038	68410-01	Bushing, [722.6] (K2-Drum) (OE Replacemant Size) 1996-Up	1	Sonnax
038	68008X	Bushing, [722.6] (K2-Drum) (Rear) (Oversized Bushing)	1	
038	68423G	Caged Needle Bearing, [722.6] (K2-Drum) (Rear) (Cast # HK2210) 2004-Up	1	
038	68410-02K	Caged Needle Bearing & Seal Kit, [722.6] (K2-Drum) (1-Needle Bearing, 1-Teflon Seal)	1	Sonnax
038	K050	Bushing Set, [722.6] (K2-Drum) (Rear) (1- Stock Bushing .915"ID & 1-Oversized Bushing) (*Oversized Bushing for the only Output Shaft Mercedes Offers New)	1	
056	68017G	Bushing, [722.6] (Rear Sun Gear) (.188" Wide) 1996-Up (2.999"OD) (Split, Brass)	1	
		METAL CLAD SEALS		
070	68161	Seal, [722.6] (Front) 1996-Up	1	
072	68165	Seal, [722.6] (Linkage Shaft) (.710"ID) 1996-Up	1	
074	68165G	Seal, [722.6] (Extension Housing) (Rear) (.322" Thick) (2.445"OD) 1996-Up	1	
		FRICITION CLUTCHES		
100	68106G	Friction, [722.6] (K2-Clutch) (.085") (36-Teeth) (6-1/2"OD, Small ID) (With 3-Gear Rear Planet) 1996-Up	5	210-272-00-25
100	68106H	Friction, [722.6] (K2-Clutch) (.084") (36-Teeth) (6-1/2"OD, Large ID) (With 4-Gear Rear Planet) 1996-Up	6	140-272-01-25
102	68132G	Friction, [722.6] (K3-Clutch) (.063") (24-Teeth) (2-Sided) 1996-97	3-4	140-272-0225
102	68132H	Friction, [722.6] (K3-Clutch) (.085") (24-Teeth) (2-Sided) 1998-Up	3	140-272-0725
102	68132L	Friction, [722.6 / W5A330 / NAG1] (K3-Clutch) (.082") (24-Internal Teeth) (1-Sided) 04-Up	4	220-272-0325
102	68132M	Friction, [722.6 / W5A330 / NAG1] (K3-Clutch) (.082") (24-External Teeth) 2004-Up	4	
104	68102G	Friction, [722.6] (B2-Clutch) (.063") (40-External Teeth) (5.215"ID) 1996-Up	4-5	220-272-1726
106	68105G	Friction, [722.6] (K1-Clutch) (.084") (30-Teeth) (6-3/16"OD) (2-Sided) 1996-Up	4-6	140-272-0025

MERCEDES [722.6]

ILL#	PART#	DESCRIPTION	QTY	REF #
		FRICITION CLUTCHES (Cont)		
106	68105L	Friction, [722.6 / W5A330 / NAG1] (K1-Clutch) (.081") (30-Internal Teeth) (6-3/16" OD) (1-Sided) 2004-Up	4	240-272-0025
106	68105M	Friction, [722.6 / W5A330 / NAG1] (K1-Clutch) (.081") (12-External Teeth) (1-Sided) 04-Up	4	240-272-0026
110	68107G	Friction, [722.6] (B3-Clutch) (.063") (46-Teeth) (7-1/8"OD) 1996-Up	3-4	140-272-0625
114	68105G	Friction, [722.6] (B1-Clutch) (.084") (30-Teeth) (6-3/16"OD) 1996-Up	3-4	140-272-0025
114	68105L	Friction, [722.6 / W5A330 / NAG1] (B1-Clutch) (.081") (30-Internal Teeth) (6-3/16"OD) (1-Sided) 2004-Up	4	240-272-0025
114	68105M	Friction, [722.6 / W5A330 / NAG1] (B1-Clutch) (.081") (12-External Teeth) (1-Sided) 04-Up	4	240-272-0026
		STEEL CLUTCHES		
120	68119A	Steel, [722.6] (K2-Clutch) (.138") (30-Teeth) (5.755"ID) (3.5mm) 1996-Up	3-5	140-272-0726
120	68119B	Steel, [722.6] (K2-Clutch) (.110") (30-Teeth) (5.755"ID) (2.8mm) 2004-Up	5	140-272-2926
121	68119	Steel, [722.6] (K2-Clutch) (.071") (30-Teeth) (Bottom) (1.8mm) 1996-Up	1	140-272-0628
121	68137C	Cushion, [722.6] (K2-Clutch) (.077") (3-Teeth) (Goes Under # 121A) 2004-Up	1	
122	68120B	Steel, [722.6] (K3-Clutch) (.109") (24-Teeth) (2.78mm) 1998-Up	4	140-272-2726
122	68120	Steel, [722.6] (K3-Clutch) (.063") (24-Teeth) (This Is The Bottom Steel) 1996-Up	1	140-272-1026
122	68120A	Steel, [722.6] (K3-Clutch) (.138") (24-Teeth) (3.5mm) 1996-97	4	140-272-1126
123	68138C	Cushion, [722.6] (K3-Clutch) (.067") (4-Teeth) (3.455"ID) 1996-Up	1	
124	68122	Steel, [722.6] (B2-Clutch) (.070") (24-Internal Teeth) (6-1/8"OD) (1.8mm) 1996-Up	3-4	140-272-0425
125	68141	Cushion, [722.6] (B2-Clutch) (.080") (4-External Teeth) 1996-Up	1	
126	68118	Steel, [722.6] (K1-Clutch) (.071") (12-Teeth) (Bottom) (6.063"ID) (1.8mm) 1996-Up	1	140-272-0226
126	68118A	Steel, [722.6] (K1-Clutch) (.138") (12-Teeth) (6.063"ID) (3.5mm) 1996-01	3-5	140-272-0326
126	68118B	Steel, [722.6] (K1-Clutch) (.157") (12-Teeth) (6.063"ID) (4.0mm) 1996-Up	1	140-272-0426
126	68118C	Steel, [722.6] (K1-Clutch) (.109") (12-Teeth) (6.063"ID) (2.8mm) 2002-Up	5	140-272-2826
127	68136	Cushion, [722.6] (K1-Clutch) (.061") (3-Teeth) (6.067"ID) 1996-Up	1	
130	68123	Steel, [722.6] (B3-Clutch) (.070") (30-Teeth) (6-1/8"OD) (1.8mm) 1996-Up	3-4	140-272-1826
131	68143	Cushion, [722.6] (B3-Clutch) (Bottom) (.109") (3-Teeth) (6-1/8"ID) 1996-Up	1	
134	68118	Steel, [722.6] (B1-Clutch) (.071") (12-Teeth) (Bottom) (6.063"ID) (1.8mm) 1996-Up	1	140-272-0226
134	68118A	Steel, [722.6] (B1-Clutch) (.138") (12-Teeth) (3.5mm) (6.063"ID) 1996-01	2-3	140-272-0326
134	68118B	Steel, [722.6] (B1-Clutch) (.157") (12-Teeth) (6.063"ID) (4.0mm) 1996-Up	1	140-272-0426
134	68118C	Steel, [722.6] (B1-Clutch) (.109") (12-Teeth) (Middle) (6.063"ID) (2.8mm) 2004-Up	3	140-272-2826
135	68139	Cushion, [722.6] (B1-Clutch) (.061") (3-Teeth) (6.067"ID) 1996-Up	1	
		PRESSURE PLATES		
140	68137	Pressure Plate, [722.6] (K2-Clutch) (.156") (30-Teeth) (5.765"ID) 1996-Up	1	
142	68138	Pressure Plate, [722.6] (K3-Clutch) (Top) (.155") (24-Teeth) (3.465"ID) 1996-Up	1	
144	68140	Pressure Plate, [722.6] (B2-Clutch) (Top) (.255") (40-Teeth) (5.210"ID) 1996-Up	1	
146	68136B	Pressure Plate, [722.6] (K1-Clutch) (Top) (.156") (12-Teeth) (6.063"ID) 1996-Up	1	
150	68142	Pressure Plate, [722.6] (B3-Clutch) (Top) (.255") (30-Teeth) (6-1/8"ID) 1996-Up	1	
154	68136B	Pressure Plate, [722.6] (B1-Clutch) (.156") (12-Teeth) (6.063"ID) 1996-Up	2	
		SEALING RINGS		
	K68904G	Ring Kit, [722.6] 1996-Up	1	
177	68301G	Ring, [722.6] (Input Shaft) (Scarf Cut) (Teflon) 1996-Up	3	
177	68302G	Ring, [722.6] (Input Shaft) (Lap Joint) (Teflon) 2004-Up	3	
179	68300G	Ring, [722.6] (Stator to K1-Drum) (Teflon) 1996-Up	3	
184	68309G	Ring, [722.6] (Output Shaft) (Scarf-Cut) (Teflon) 1996-Up	5	
184	68310G	Ring, [722.6] (Output Shaft) (Lap Joint) (Teflon) 2004-Up	5	
475	68303G	Teflon Sleeve, [722.6] (Under #215 Bearing in K2-Drum) 2004-Up	1	

MERCEDES [722.6]

ILL#	PART#	DESCRIPTION	QTY	REF #
WASHERS & BEARINGS				
211	68459G	Bearing W/Race, [722.6] (Stator to K1-Drum) (.119" Thick) (3.42"OD) (2.72"ID) 1996-Up	1	
214	68463G	Bearing W/Race, [722.6] (Front Planet to K2-Drum) (No Tabs) 1996-Up	1	
214	68463K	Bearing W/Race, [722.6] (Front Planet to K2-Drum) (2-Outer Tabs) 2004-Up	1	
215	68423G	Caged Needle Bearing, [722.6] (K2-Drum) (Rear) (Cast # HK2210) 2004-Up	1	
216	68453G	Race, [722.6] (K2-Drum to Center Planet) (1.686"OD) 1996-Up	1	
217	68461G	Bearing W/Race, [722.6] (K2-Drum to Center Planet) (1.755"OD) 1996-Up	1	
220	68464G	Bearing, [722.6] (Rear Sun Gear to K3-Drum) (.078" Thick) (1.905"ID) (2.403"OD) 1996-Up	1	
220	68464K	Race, [722.6] (Rear Sun Gear to Bearing #221) (.038" Thick) (1.915"ID) (2.553"OD) 2004-Up	1	
221	68465G	Race, [722.6] (Rear Sun Gear to K3-Drum) (.125" Thick) (1.095"ID) (2.395"OD) 1996-Up	1	
221	68465K	Ball Bearing, [722.6] (Rear Sun Gear to K3-Drum) (Cast # INA A210 981 03 25) 2004-Up	1	
228	68401G	Caged Needle Bearing, [722.6] (Stator) (Outer to K1-Drum) (.307" Wide) (2.70"OD) 96-Up	1	
231	68466G	Race, [722.6] (Center Sun Gear to B2-Clutch Housing) (Stepped) (1.77" Thick) (1.405"ID) (2.198"OD) 1996-Up	1	
232	68467G	Bearing, [722.6] (Center Sun Gear to B3-Clutch Housing) (.078") (1.385"ID) (1.84"OD) 96-Up	1	
233	68468G	Race, [722.6] (Center Sun Gear to B2-Clutch Housing) (.121") (1.386"ID) (1.822"OD) 96-Up	1	
233	68468K	Race, [722.6] (Center Sun Gear to B2-Clutch Housing) (.132") (1.386"ID) (1.822"OD) 04-Up	1	
238	68469G	Bearing W/Race, [722.6] (K1-Drum to Front Planet) (.110") (2.922"OD) (2.347"ID) 1996-Up	1	
238	68469K	Bearing, [722.6] (K1-Drum to Front Planet) (.078") (2.859"OD) (2.347"ID) 2004-Up	1	
246	68470G	Race, [722.6] (Center Planet to Rear Planet) (.031") (2.744"OD) (2.235"ID) 1996-Up	1	
246	68470K	Race, [722.6] (Center Planet to Rear Planet) (.031") (2.554"OD) (2.045"ID) 2004-Up	1	
247	68471G	Bearing W/Race, [722.6] (Center Planet to Rear Planet) (.110") (2.850"OD) (2.238"ID) (No Tabs)	1	
247	68471K	Bearing W/Race, [722.6] (Center Planet to Rear Planet) (.110") (2.670"OD) (2.053"ID) (2-Tabs) 2004-Up	1	
248	68472G	Bearing W/Race, [722.6] (Rear Planet to Rear Sun Gear) (.136") (2.985"OD) (2.235"ID) 1996-Up	1	
248	68472K	Bearing W/Race, [722.6] (Rear Plan to Rear Sun Gear) (.136") (2.985"OD) (2.06" ID) (2-Tabs) 2004-Up	1	
250	68413G	Split Caged Needle Bearing, [722.6] (Output Shaft) (Plastic) 1996-Up	1	
270	39539-Z5	Shim Kit, [722.6] (Park Gear to Rear Case Ball Bearing) 1996-Up	1	Sonnax
271	68462G	Ball Bearing, [722.6] (Case to Output Shaft) (Cast # 140 981 0125, INA 6206E A HO1) 96-Up	1	
GASKETS & RUBBER COMPONENTS				
300	68501G	Gasket, [722.6] (Bottom Pan) 1996-Up	1	140-271-0080
311	68506G	O-Ring, [722.6] (Pump Body to Bell) 1996-Up	1	
371	3292B	Boot, [722.6] (Filler Tube) 2004-Up	1	
TECHNICAL MANUALS				
	TM722.6	Tech Manual (Without Video) 1996-Up	1	
	TM722.6-DVD	Tech Manual (With Video) 1996-Up	1	
ELECTRICAL COMPONENTS				
421	68956	Solenoid, [722.6] (1-2-4-5 Shift) (2) O-Ring Type) 1996-Up	1	140-277-0535
422	68956	Solenoid, [722.6] (Shift 2-3) 1996-Up	1	140-277-0535
423	68956	Solenoid, [722.6] (Shift 3-4) 1996-Up	1	140-277-0535
425	68957	Solenoid, [722.6] (Lock-Up) (PWM) (1) O-Ring Type) 1996-Up	1	140-277-0435
431	68954	Solenoid, [722.6] (Modulating Pressure & Shift Pressure Regulating) (No O-Rings) 1996-Up	1	140-277-0398
444	68971	Connector, [722.6] (Valve Body to Case) (Plastic) (13-Pin Holes) (1-Bolt) (2) O-Rings) 96-Up	1	140-270-0250
446	68970	Conductor Plate, (Black) [722.6] (Valve Body) (With Round Plastic Dipstick Stop) (Looks like a Funnel) (*Most Mercedes Applications) 1996-Up	1	140-270-0561
446	68970A	Conductor Plate, (Black with Yellow Top) [722.6] (With C-Shaped Dipstick Guide) (*Most Chrysler Applications) 1996-Up	1	

MERCEDES [722.6]

ILL#	PART#	DESCRIPTION	QTY	REF #
		MISC. COMPONENTS		
490	68910G	Vent, [722.6] (Bell Housing) (Round Plastic) 1996-Up	1	
490	68910K	Vent, [722.6] (Bell Housing) (Plastic Elbow) 2004-Up	1	
		HARD PARTS		
510	68913G	Pump Body W/Gears, [722.6] (5.980"OD) (Cast Iron) 1996-Up	1	
520	68916G	Stator, [722.6] (Uses (2) 2-Sided Frictions on Rear) (Cast # 140 272 10 24) 1996-Up	1	
520	68916GA	Stator, [722.6] (Uses (3) 2-Sided Frictions on Rear) (Cast # 140 272 10 24) 1996-Up	1	
520	68916GB	Stator, [722.6] (Uses (4) 2-Sided Frictions on Rear) (Cast # 140 272 10 24) 1996-Up	1	
520	68916K	Stator, [722.6 / W5A330 / NAG1] (Uses (3) 1-Sided Frictions on Rear) (Cast # 140 272 22 24) 2004-Up	1	
		PUMP COMPONENTS		
530	K68201G	Pump Gear Set, [722.6] (.503" Thick) (19-Inner Teeth) (23-Outer Teeth) (2-Drive Lugs For Converter) 1996-Up	1	
544	68532G	Plate, [722.6] (Pump) (68-Holes Total) 1996-Up	1	140-277-4214
544	68532K	Plate, [722.6] (Pump) (69-Holes Total) 2004-Up	1	
		HARD PARTS (Cont)		
550	68932G	Drum W/Shaft, [722.6] (K2) (With 90-Teeth Ring Gear) (Has Bushing Inside Rear) 1996-Up	1	
550	68932GA	Drum W/Shaft, [722.6] (K2) (With 90-Teeth Ring Gear) (Needle Bearing & Teflon Sleeve In Rear) 1996-Up	1	
550	68932GB	Drum W/Shaft, [722.6] (K2) (With 78-Teeth Ring Gear) (Has Bushing Inside Rear) 1996-Up	1	
550	68932K	Drum W/Shaft, [722.6] (K2) (With 78-Teeth Ring Gear) (Has Needle Bearing & Teflon Sleeve In Rear) 2004-Up	1	
551	68732G	Drum, [722.6] (K3-Clutch) (3 Clutch) 1996-Up	1	
551	68732K	Drum, [722.6] (K3-Clutch) (4 Clutch) 2004-Up	1	
552	68733G	Housing, [722.6] (B2-Clutch) (Cast # 202 272 04 31) (Aluminum) (3.495" Thick) 1996-Up	1	
552	68733K	Housing, [722.6] (B2-Clutch) (Cast # 210 272 19 31) (Aluminum) (3.180" Thick) 2004-Up	1	
555	68922G	Drum, [722.6] (K1-Clutch) (3 Clutch) (With 50-Teeth Sun Gear) (Uses 2-Sided Friction) (Cast # R140 272 00 24) 1996-Up	1	
555	68922K	Drum, [722.6 / W5A330 / NAG1] (K1-Clutch) (4 Clutch) (With 58-Teeth Sun Gear) (Uses 1-Sided Friction) (Cast # R140 272 11 24) 2004-Up	1	
580	68926G	Planet W/Shaft, [722.6] (Center) (34-Teeth Sun Gear) (.905" Front Pilot) 1996-Up	1	
580	68926K	Planet W/Shaft, [722.6] (4x4) (Center) (30-Teeth Sun Gear) (.870" Front Pilot) 2004-Up	1	
582	68747G	Planet, [722.6] (Front) (3 Gear) (Aluminum) (50-Teeth Sun Gear) 1996-Up	1	
582	68747K	Planet, [722.6] (Front) (4 Gear) (Aluminum) (58-Teeth Sun Gear) 2004-Up	1	
583	K68747G	Planet Assembly, [722.6] (34-Teeth Sun Gear #610) (.905"OD Pilot #580) (#584 is 4.02" Tall With 16-Teeth Gears) (#594 is 5-1/2"ID) (Includes: # 594,580,250,889,590,246,247,584,610,866,654,614,056,220,221, & 888)	1	
583	K68747GA	Planet Assembly, [722.6] (34-Teeth Sun Gear # 610) (.905"OD Pilot #580) (#584 is 4.270" Tall With 19-Teeth Gears) (#594 is 5-3/4"ID) (Includes: # 594,580,250,889,590,246,247,584,248,610,866,654,614,056,220,221, & 888)	1	
583	K68747GB	Planet Assembly, [722.6] (34-Teeth Sun Gear # 610) (.629"OD Pilot #580) (#584 is 4.02" Tall With 16-Teeth Gears) (#594 is 5-1/2"ID) (Includes: # 594,580,250,889,590,246,247,584,248,610,866,654,614,056,220,221, & 888)	1	
583	K68747GC	Planet Assembly, [722.6] (34-Teeth Sun Gear #610) (.866"OD Pilot #580) (#584 is 4.02" Tall With 16-Teeth Sun Gears) (#594 is 5-1/2"ID) (Includes: # 594,580,250,889,590,246,247,584,248,610,866,654,614,056,220,221, & 888)	1	
583	K68747K	Planet Assembly, [722.6] (4x4) (30-Teeth Sun Gear #610) (.870"OD Pilot #580) (Includes: # 594,580,250,889,590,246,247,584,248,610,866,654,614,056,220,221, & 888)	1	
584	68731G	Planet, [722.6] (Rear) (3 Gear) (Aluminum Housing) (16-Teeth Pinions) 1996-Up	1	
584	68731GA	Planet, [722.6] (Rear) (3 Gear) (Aluminum Housing) (19-Teeth Pinions) 1996-Up	1	
584	68731K	Planet, [722.6] (Rear) (4 Gear) (Aluminum Housing) (19-Teeth Pinions) 2004-Up	1	
584	68731KA	Planet, [722.6] (Rear) (4 Gear) (Aluminum Housing) (24-Teeth Pinions) 1996-Up	1	

MERCEDES [722.6]

ILL#	PART#	DESCRIPTION	QTY	REF #
		HARD PARTS (Cont)		
590	68759G	Ring Gear, [722.6] (Center Planet) (69-Teeth) (18-Lugs) (1.160" Wide) 1996-Up	1	
590	68759K	Ring Gear, [722.6] (Center Planet) (74-Teeth) (18-Lugs) (1.240" Wide) 2004-Up	1	
594	68758G	Ring Gear, [722.6] (Rear Planet) (87-Teeth) (36-Outer Lugs) (5-1/2"ID) 1996-Up	1	
594	68758GA	Ring Gear, [722.6] (Rear Planet) (90-Teeth) (36-Outer Lugs) (5-3/4"ID)	1	
594	68758GB	Ring Gear, [722.6] (Rear Planet) (103-Teeth) (36-Outer Lugs) (5-1/2"ID) 1996-Up	1	
594	68758K	Ring Gear, [722.6] (Rear Planet) (108-Teeth) (36-Outer Lugs) (5-5/8"ID) 2004-Up	1	
610	68756G	Sun Gear, [722.6] (Center Planet) (34-Teeth Sun Gear) 1996-Up	1	
610	68756K	Sun Gear, [722.6] (Center Planet) (30-Teeth Sun Gear) 2004-Up	1	
614	68748G	Sun Gear, [722.6] (Rear Planet) (54-Teeth) (24-Teeth Clutch Hub) (3.015" Long) (Has Bushing Inside) 1996-Up	1	
614	68748GA	Sun Gear, [722.6] (Rear Planet) (50-Teeth) (24-Teeth Clutch Hub) 1996-Up	1	
614	68748K	Sun Gear, [722.6] (Rear Planet) (60-Teeth) (24-Teeth Clutch Hub) (3.015" Long) (Has Bearing Inside) 2004-Up	1	
620	68749G	Shell, [722.6] (Driving) (For 3 Gear Front Planet) 1996-Up	1	
620	68749K	Shell, [722.6] (Driving) (For 4 Gear Front Planet) 2004-Up	1	
634	68933G	Support, [722.6] (B2-Clutch Housing) (Cast # 140 272 06 32) (Aluminum w/Steel Sleeve) (6-11/16"OD) 1996-Up	1	
		SPRAGS & ONE WAY CLUTCHES		
654	68724G	Sprag, [722.6] (F2) (Rear) (14-Elements) 1996-Up	1	
654	68724K	Sprag, [722.6] (F2) (Rear) (20-Elements) 2004-Up	1	
658	68727	Sprag W/End Washers, [722.6] (F1) (16-Elements) 1996-05	1	
658	68727K	Sprag W/End Washers, [722.6] (F1) (20-Elements) 2006-Up	1	722-270-0031
		HARD PARTS (Cont)		
690	68937G	Parking Gear, [722.6] (16-Lugs) (6.062"OD) 1996-Up	1	
		VALVE BODIES		
740	68924G	Valve Body, [722.6] (With 6-Solenoids) (Cast # 140 277 36 01) 1996-Up	1	
740	68924K	Valve Body, [722.6] (With 6-Solenoids) (Cast # 52108216AA) 2004-Up	1	
		VALVE BODY COMPONENTS		
741	68942-01	Spring, [722.6] (Solenoid Pressure Regulator)	1	Sonnax
		HARD PARTS (Cont)		
750	68703G	Bell Housing, [722.6] (4-5/8" Top Bolts) (Square Top) (Starter 3:00) (Cast # R210 271 09 01) 1996-Up	1	
750	68703GA	Bell Housing, [722.6] (5-3/4" Top Bolts) (Round Top) (Starter 3:00 & 9:00) (Cast # R140 271 2701) 1996-Up	1	
750	68703GB	Bell Housing, [722.6] (6" Top Bolts) (Round Top) (Starter 3:00 & 9:00) (Cast # 210 271 08 01) 1996-Up	1	
750	68703K	Bell Housing, [722.6] (8-3/4" Top Bolts) (Round Top) (Starter at 3:00) (Cast # 435AA-1, 29340287, 521084030) 2004-Up	1	
760	68941G	Case, [722.6] (2WD) (5/8"OD Filler Tube Hole) (Has a Sensor on Rear of Case) (Cast # 140 27 28 01) 1996-Up	1	
760	68941GA	Case, [722.6] (2WD) (5/8"OD Filler Tube Hole) (Has a Sensor on Rear of Case) (Cast# 901 271 00 01) 1996-Up	1	
760	68941K	Case, [722.6] (4x4) (1-3/16"OD Filler Tube Hole) (Has 12-Rear Bolt Holes for Extension Housing Adapter) 2004-Up	1	
760	68941KA	Case, [722.6] (2WD) (1-3/16"OD Filler Tube Hole) (Cast # 103AA-03 or -E) 2004-Up	1	
765	68934G	Pan, [722.6] (Bottom) (With Drain Plug) 1996-Up	1	
765	68934K	Pan, [722.6] (Bottom) (No Drain Plug) 2004-Up	1	
770	68939K	Extension Housing Adapter, [722.6] (4x4) (Aluminum) (4-13/16" Long) (Cast# 52108571AA) (12-Bolts to Case) 2004-Up	1	
798	68948G	Nut, [722.6] (Yoke to Output Shaft) (12-Point) 1996-Up	1	

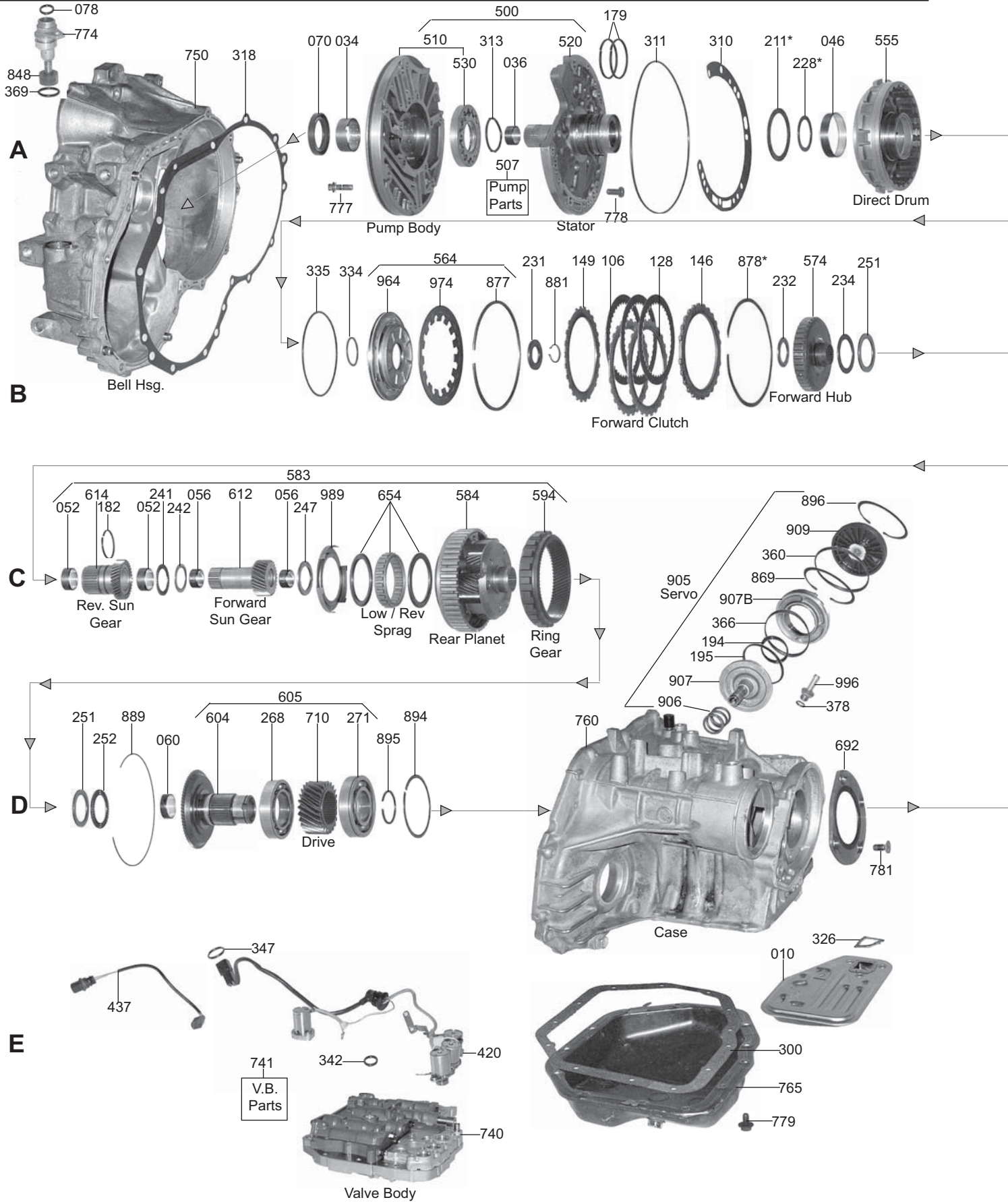
MERCEDES [722.6]

ILL#	PART#	DESCRIPTION	QTY	REF #
		HARD PARTS (Cont)		
841	68951G	Yoke, [722.6] (2WD) (Output Shaft) (3-Bolt) (1.65"OD at Seal Surface) 1996-Up	1	
841	68951K	Yoke Sleeve, [722.6] (4x4) (Output Shaft to Transfer Case) (1.650"OD Where Seal Rides & 2.665"OD on the Other End) 2004-Up	1	
960	68807G	Piston, [722.6] (K2-Clutch) (1.775" Thick) (Steel) 1996-Up	1	
960	68807K	Piston, [722.6] (K2-Clutch) (1.495" Thick) (Steel) 2004-Up	1	
961	68857	Piston, [722.6] (K3-Clutch) (Aluminum) (Cast # 140 272 19 31) 1996-Up	1	
962	68809G	Piston, [722.6] (B2-Clutch) (Outer) (Cast # 140 272 20 31) (1.375" Thick) (3.15"ID) (5.90"OD) 1996-Up	1	
962	68809GA	Piston, [722.6] (B2-Clutch) (Inner) (Cast # 140 272 07 32) (8.0" Thick) (2.40"ID) (4.70"OD) (With Check Ball) 1996-Up	1	
965	68806G	Piston, [722.6] (K1-Clutch) (Aluminum) (2.205" Thick) (Cast # 140 272 1431) 1996-Up	1	
967	68860	Piston, [722.6] (B1-Clutch) (Bonded) (.700" Thick) (6-5/8"OD) (36-Legs) (Uses 2-Sided Friction) 1996-Up	1	
967	68860K	Piston, [722.6 / W5A330 / NAG1] (B1-Clutch) (Bonded) (.877" Thick) (6-5/8"OD) (36-Legs) (Uses 1-Sided Friction) 2004-Up	1	
970	68810G	Spring, [722.6] (K2-Clutch Piston Return) (10-Fingers) 1996-Up	1	
971	68811G	Spring, [722.6] (K3-Clutch Piston Return) (20-Fingers) 1996-Up	1	
972	68812G	Spring, [722.6] (B2-Clutch Piston Return) (10-Fingers) 1996-Up	1	
975	68813G	Spring, [722.6] (K1-Clutch Piston Return) (10-Fingers) 1996-Up	1	
977	68814G	Spring, [722.6] (B1-Clutch Return) (36-Outer Fingers) (.053"Thick) 1996-Up	1	
980	68930G	Retainer, [722.6] (K2 Piston) (Steel) (4.545"OD) 1996-Up	1	
982	68931G	Retainer, [722.6] (B2-Clutch Piston Spring) (2-Tabs) 1996-Up	1	
985	68934G	Retainer, [722.6] (K1-Clutch Return Spring) (5.176"OD) 1996-Up	1	
991	K68676G	Linkage Assembly, [722.6] (Internal) (7-Pieces With Sensor) 1996-Up	1	
991	K68676K	Linkage Assembly, [722.6] (4-Pieces, No Sensor) 2004-Up	1	
992	68675G	Shift Lever, [722.6] (External) (Straight With Grommet) 1996-Up	1	
992	68675K	Shift Lever, [722.6] (External) (Off Set With Grommet) 2004-Up	1	
995	K68678G	Park Pawl Assembly, [722.6] (5-Pieces) 1996-Up	1	

NOTES:

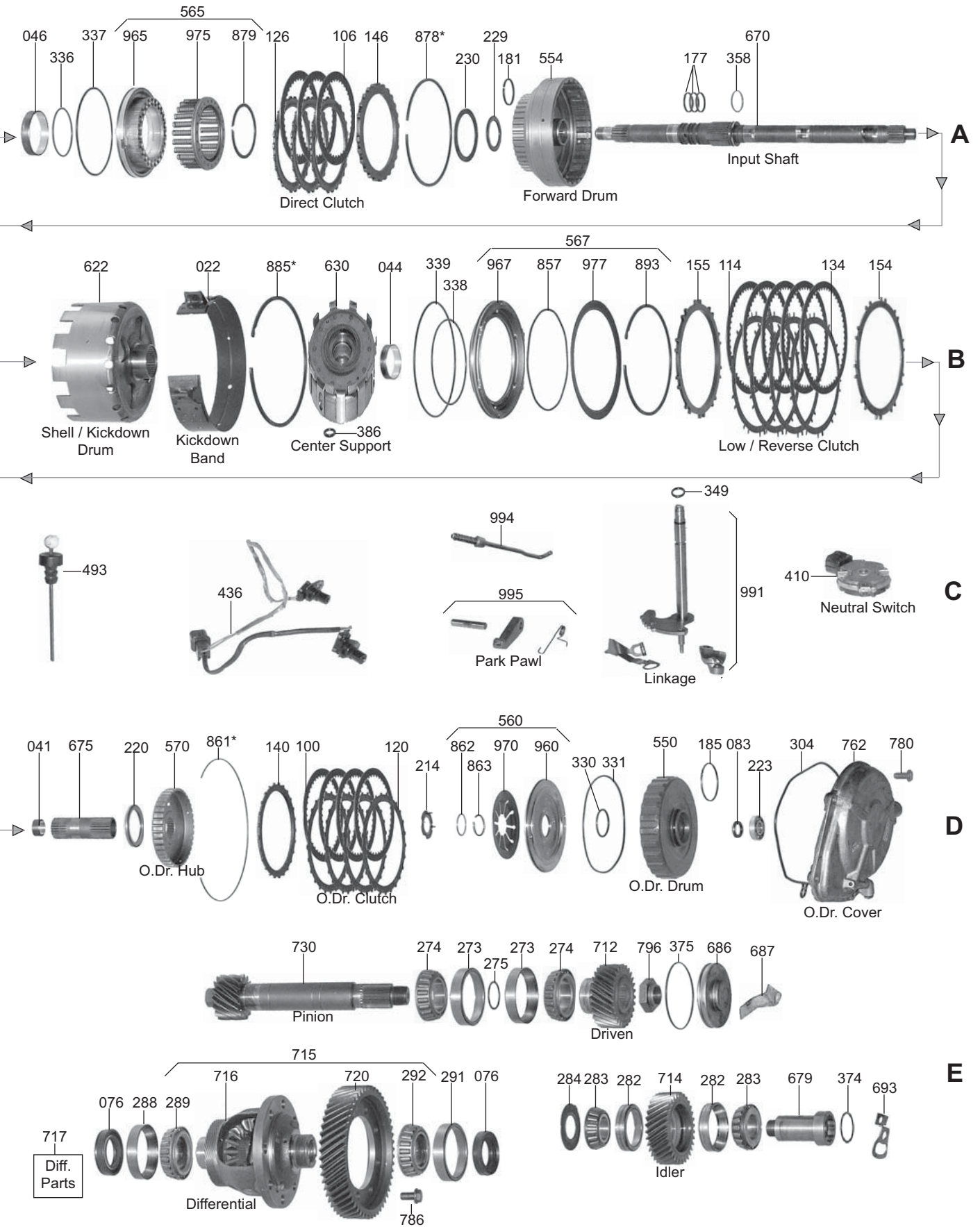
KM170 / KM177-8

FWD 3 & 4 Speed



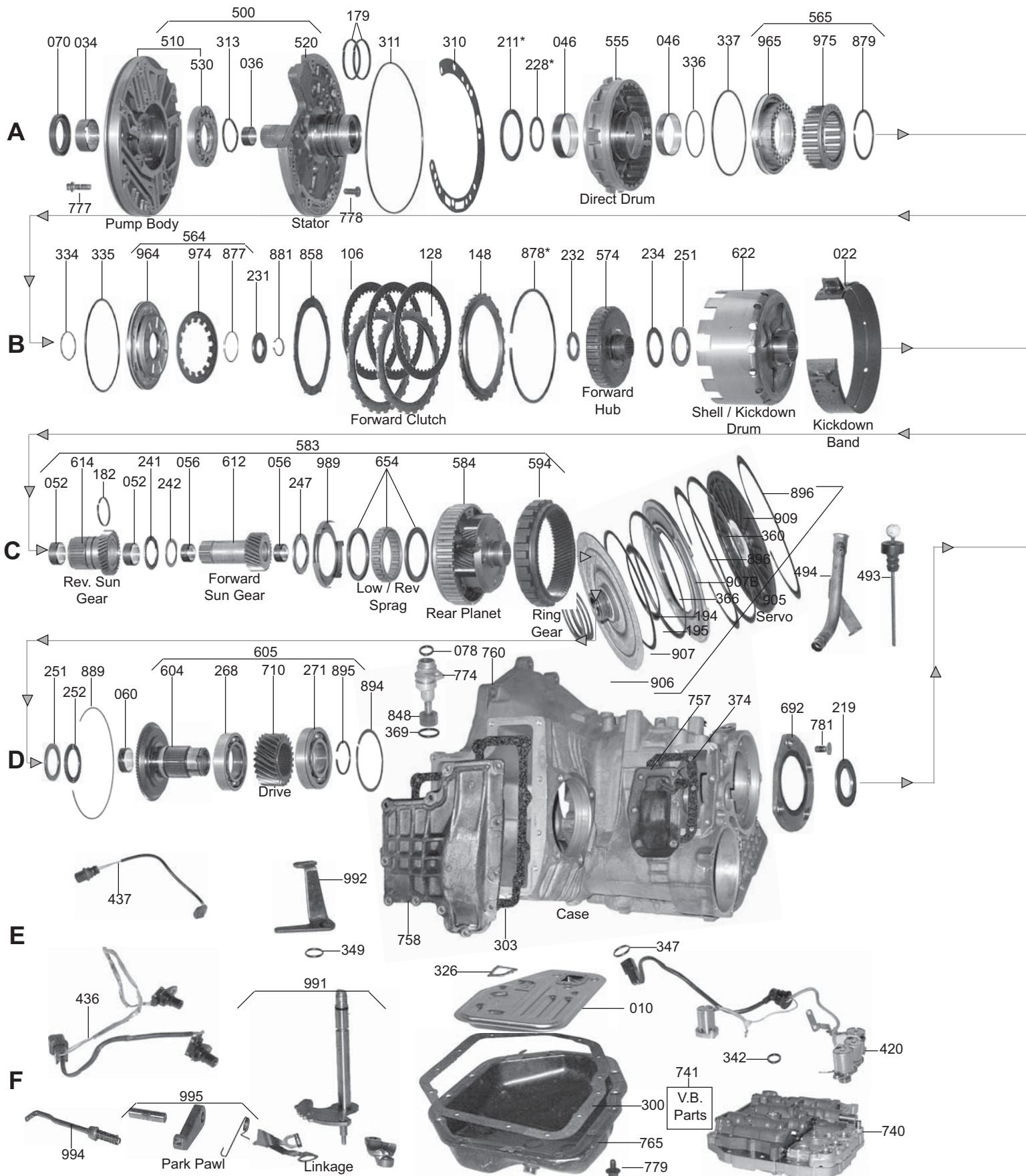
KM170 / KM177-8

FWD 3 & 4 Speed



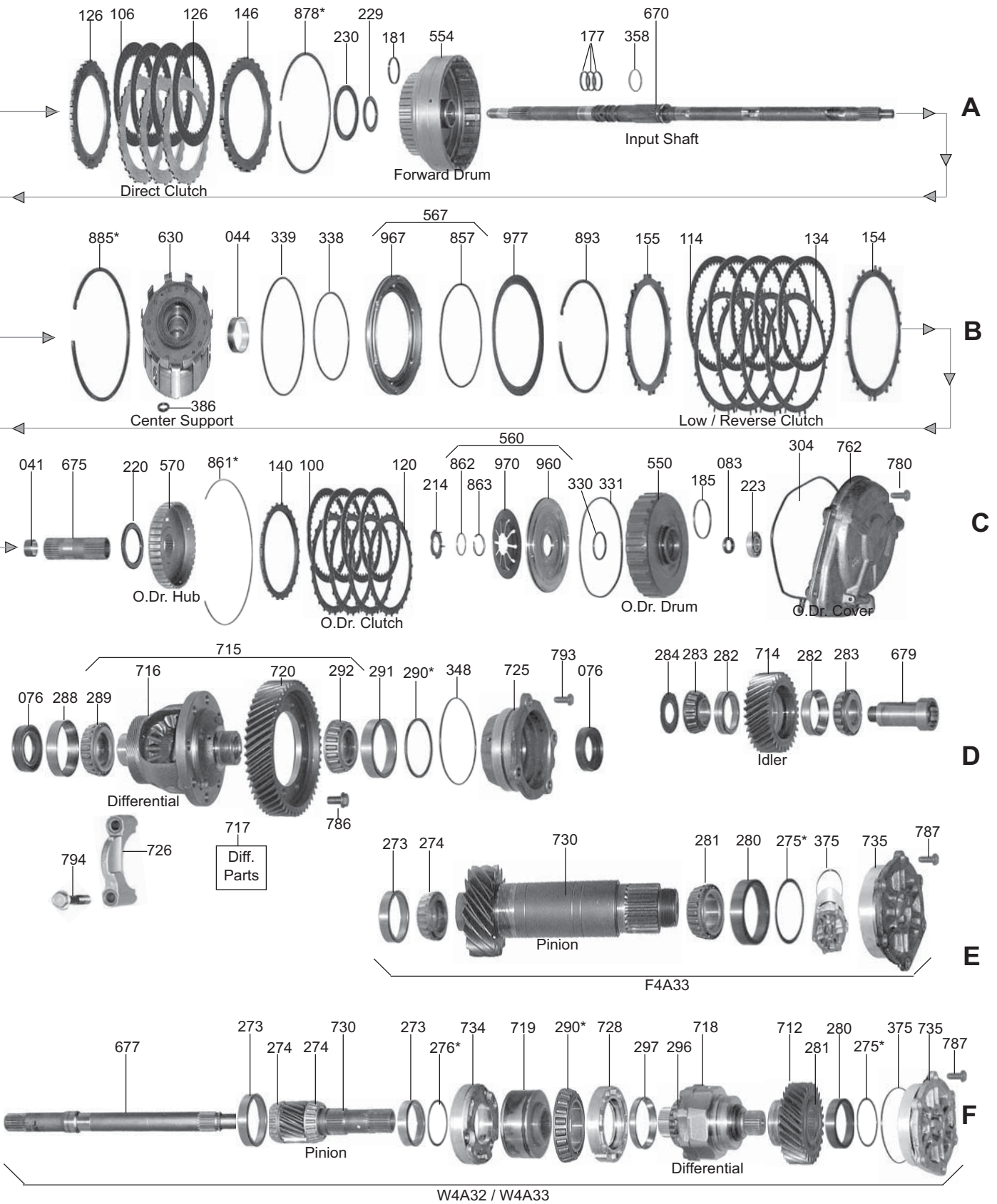
F4A33 / W4A32 / W4A33

FWD 4 Spd



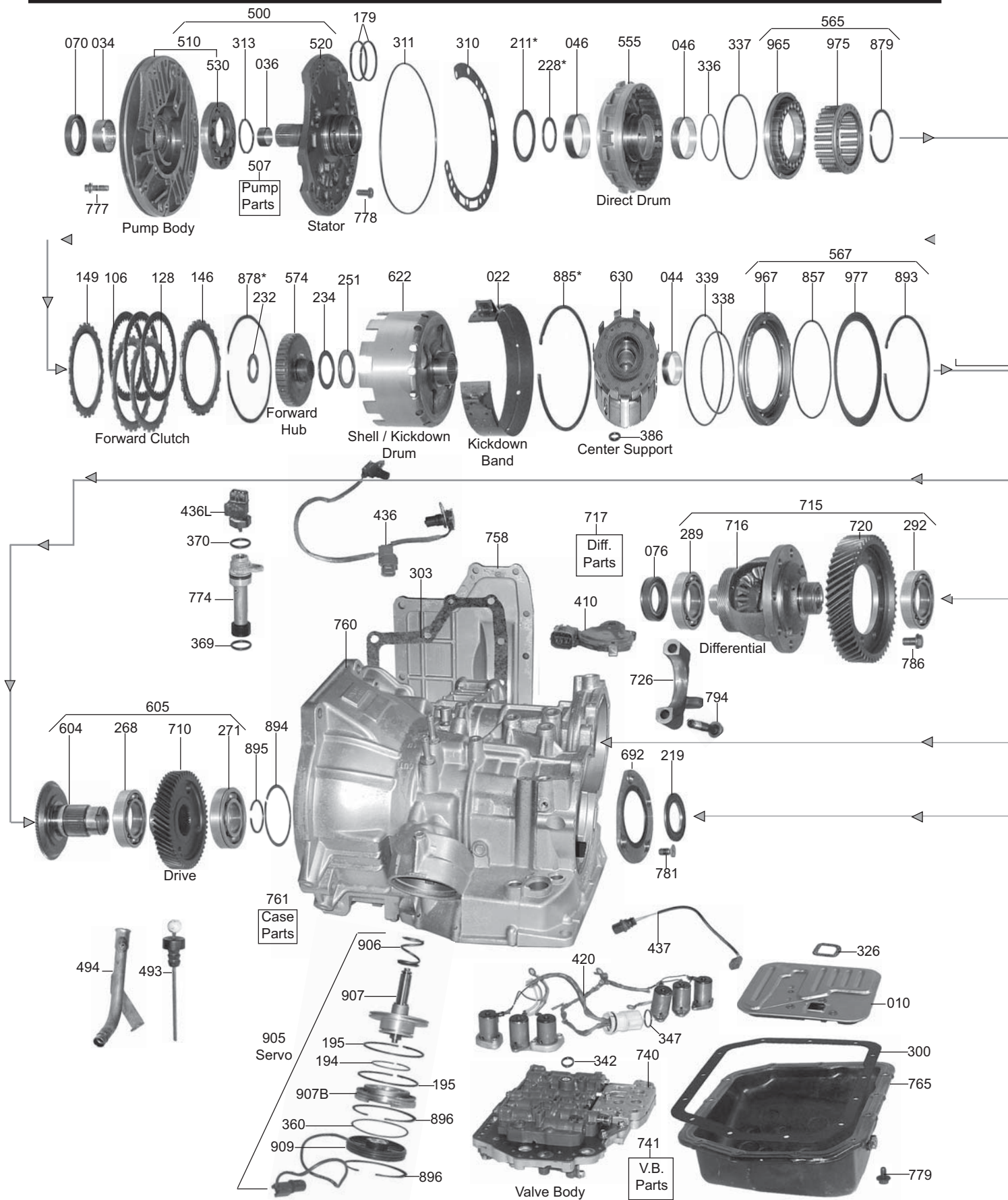
F4A33 / W4A32 / W4A33

FWD 4 Spd



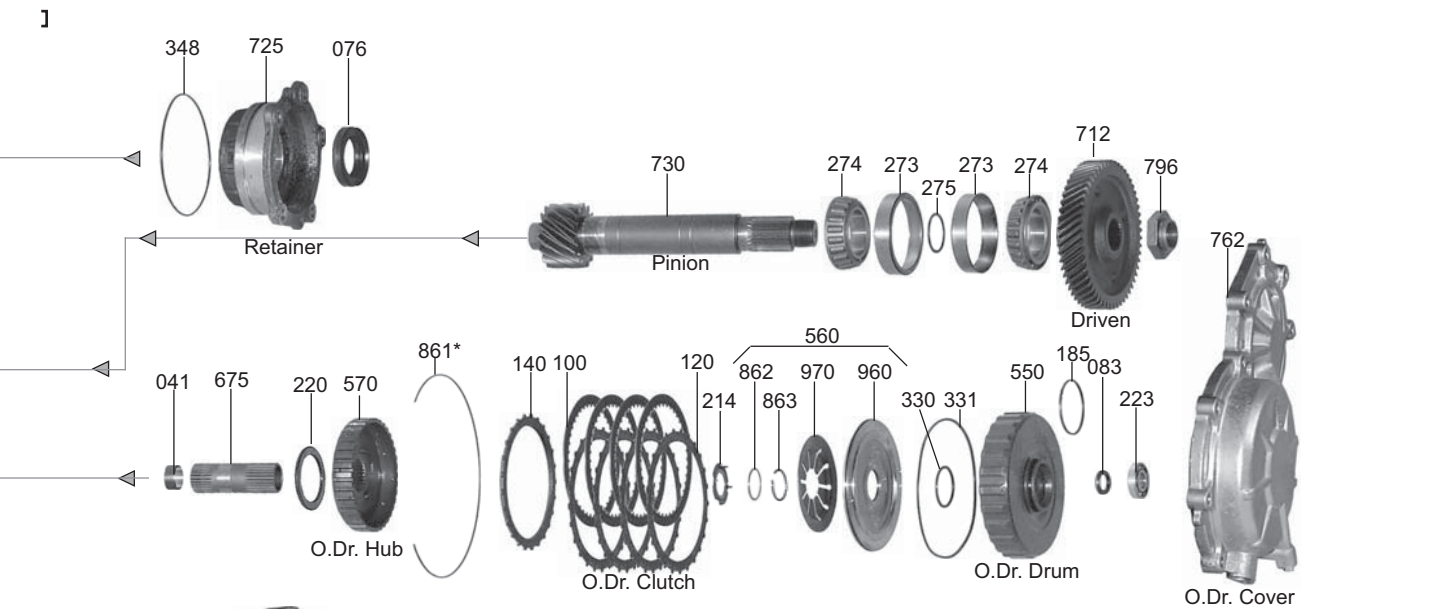
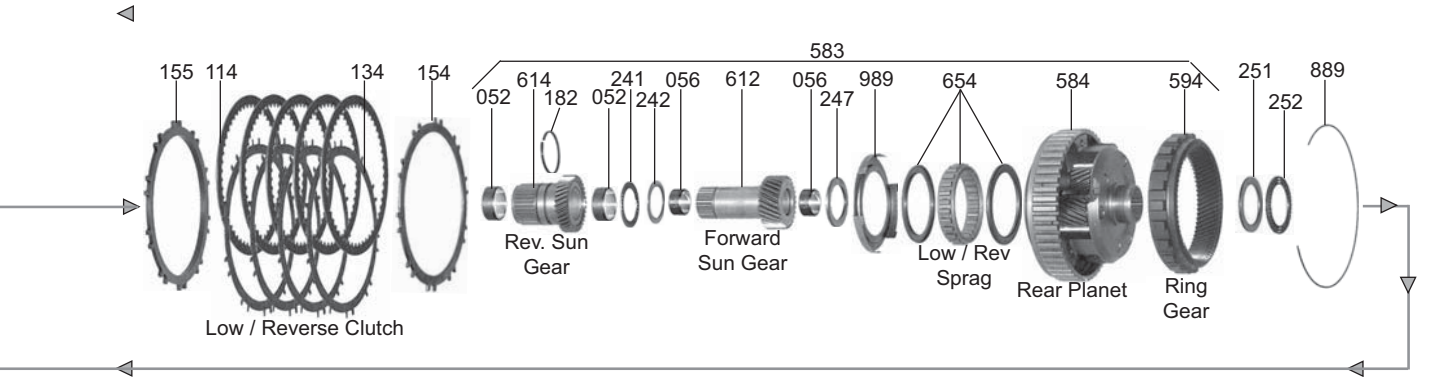
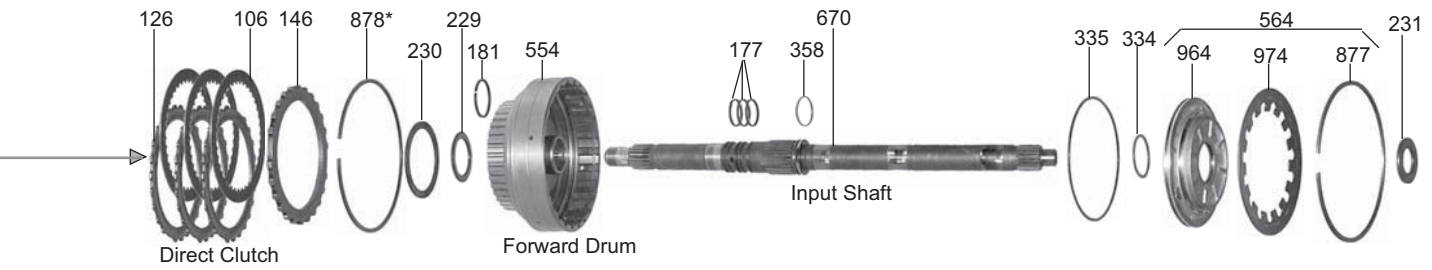
A4AF1 / A4AF2 / A4BF1

FWD 4 Speed



A4AF1 / A4AF2 / A4BF1

FWD 4 Speed



KM170-177

[F4A33/W4A32/W4A33/A4AF1/A4AF2/A4BF1/A4AF3/A4BF1/A4CF1/2]

ILL#	PART#	DESCRIPTION	QTY	REF #
		OVERHAUL KITS		
	K41900F	Overhaul Kit, [A4CF1/2] (4 Speed) 2006-Up	1	
	K42900B	Overhaul Kit, [KM170 / KM171 / KM172] (3 Speed) 1979-88	1	
	K42900F	Overhaul Kit, [KM175 / KM177] (4 Speed) (12 & 13-Bolt Pan) 1985-88	1	
	K42900J	Overhaul Kit, [KM175-5 / KM176-5 / KM177-8] (4 Speed) 1989-Up	1	
	K42900H	Overhaul Kit, [KM171-5 / KM172-5] (3 Speed) 1989-Up	1	
	K41900B	Overhaul Kit, [A4AF1 / A4AF2 / A4BF1 / A4BF2] (Scoupe & Accent) 1993-99	1	
	K41900D	Overhaul Kit, [A4AF3 / A4BF2 / A4BF3] (Elantra, Accent, & Tuburon) 2000-Up	1	
	K41900	Overhaul Kit, [F4A33-1 / W4A32 / W4A33] 1991-Up	1	
	K41900T	Overhaul Kit, [W4A32 / W4A33] (*With Transfer Case) 1990-Up	1	
		MASTER L/STEEL KITS		
	DK4100F-S	Master L/Steels Kit, [A4CF1/2] (4 Speed) 2006-Up	1	
	DK4200B-S	Master L/Steels Kit, [KM170 / KM171 / KM172] (3 Speed) 1979-88	1	
	DK4200E-S	Master L/Steels Kit, [KM177 / KM177-8] (4 Speed) (13-Bolt Pan) 1987-88	1	
	DK4200F-S	Master L/Steels Kit, [KM175 / KM176] (4 Speed) (12-Bolt Pan) 1985-88	1	
	DK4200J-S	Master L/Steels Kit, [KM175-5 / KM176-5 / KM177-8] (4 Speed) 1989-Up	1	
	DK4200H-S	Master L/Steels Kit, [KM171-5 / KM172-5] (3 Speed) 1989-Up	1	
	DK4100B-S	Master L/Steels Kit, [A4AF1 / A4AF2 / A4BF1 / A4BF2] (Scoupe & Accent) 1993-99	1	
	DK4100E-S	Master L/Steels Kit, [A4AF3] (Accent) 2000-Up	1	
	DK4100D-S	Master L/Steels Kit, [A4AF2 / A4BF2] (Elantra & Tiburon) 2000-Up	1	
	DK4100-S	Master L/Steels Kit, [F4A33-1 / W4A33] (*Without Transfer Case Parts) 1990-Up	1	
	DK4100A-S	Master L/Steels Kit, [W4A32-1] (AWD) (*With Transfer Case Parts) 1991-Up	1	
		MASTER W/STEEL KITS		
	DK4100F	Master W/Steels Kit, [A4CF1/2] (4 Speed) 2006-Up	1	
	DK4200B	Master W/Steels Kit, [KM170 / KM171 / KM172] 1979-88	1	
	DK4200E	Master W/Steels Kit, [KM177 / KM177-8] (4 Speed) (13-Bolt Pan) 1987-88	1	
	DK4200F	Master W/Steels Kit, [KM175 / KM176] (4 Speed) (12-Bolt Pan) 1985-88	1	
	DK4200J	Master W/Steels Kit, [KM175-5 / KM176-5 / KM177-8] (4 Speed) 1989-Up	1	
	DK4200H	Master W/Steels Kit, [KM171-5 / KM172-5] (3 Speed) 1989-Up	1	
	DK4100B	Master W/Steels Kit, [A4AF1 / A4AF2 / A4BF1 / A4BF2] (Scoupe & Accent) 1993-99	1	
	DK4100D	Master W/Steels Kit, [A4AF3 / A4BF2] (Elantra & Tiburon) 2000-Up	1	
	DK4100E	Master W/Steels Kit, [A4AF3] (Accent) 2000-Up	1	
	DK4100	Master W/Steels Kit, [F4A33-1 / W4A33] (*Without Transfer Case Parts) 1990-Up	1	
	DK4100A	Master W/Steels Kit, [W4A32-1] (AWD) (*With Transfer Case Parts) 1991-Up	1	
		FILTERS		
010	42710	Filter, [KM170] (Felt) 1979-81	1	MD707786
010	42710B	Filter, [KM170 / KM171 / KM172] (Felt) 1982-87	1	MD710056
010	42710D	Filter, [KM175-5 / KM176-5 / KM177-8] (.700") (*Can Use 42710C) 1987-91	1	MD729954
010	42710C	Filter, [KM175-5 / KM176-5 / KM177-8] (.700") 1987-Up (Metal & Plastic) (Includes: 4-Bolts to Replace 42710D)	1	MD737840
010	42710E	Filter, [KM171-5 / KM172-5 / KM175-5 / KM177-8] (Felt) (.300"Thick) 1981-87	1	MD729955
010	41710A	Filter, [A4AF1 / A4BF1 / A4BF2] (Half Plastic) 1993-99	1	MD735572
010	41710B	Filter, [A4AF3 / A4BF3] (Hyundai) (Half Plastic) 2000-Up	1	4631-22731
010	41710	Filter, [F4A33 / W4A32 / W4A33] (Zero Leak) (Half Plastic) 1991-Up	1	MD735572
010	41710F	Filter, [A4CF1/ 2] 2006-Up	1	
		FILTER KITS		
	FK42710	Filter Kit, [KM170] (Felt) 1979-81	1	
	FK42710B	Filter Kit, [KM170 / KM171 / KM172] (Felt) 1982-87	1	

[F4A33/W4A32/W4A33/A4AF1/A4AF2/A4BF1/A4AF3/A4BF2/A4CF1/2]

ILL#	PART#	DESCRIPTION	QTY	REF #
		FILTER KITS (Cont)		
	FK42710C	Filter Kit, [KM175-5 / KM176-5 / KM177-8] (Zero Leak) (.700") 1987-Up	1	
	FK42710E	Filter Kit, [KM171-5 / KM172-5 / KM175-5 / KM176-5] (Felt) 1981-87	1	
	FK41710A	Filter Kit, [A4AF1 / A4BF1 / A4BF2] (Half Plastic) 1993-99	1	
	FK41710B	Filter Kit, [A4BF-3] (Hyundai) 2000-Up	1	
	FK41710	Filter Kit, [F4A33-1 / W4A32-1 / W4A33-1] (Zero Leak) 1991-Up	1	
		BANDS		
022	42700	Band, [KM170 / 171 / 172 / 175 / 171-5 / 172-5 / 175-5 / 176-5 / A4AF1 / A4AF3] (1-9/16" Wide) 1979-Up	1	MD725287
022	42700A	Band, [KM177 / KM177-8 / A4BF1 / A4BF2 / W4A32] (1-3/4" Wide) 1987-Up	1	MD721408
022	41700	Band, [F4A33 / W4A33] (Kickdown) (2-3/8" Wide) 1990-Up	1	MD736920
		BUSHINGS		
	K42901B	Bushing Kit, [KM170 / KM171] (Small Powertrain) 1979-88	1	
	K42901F	Bushing Kit, [KM172] (Large Powertrain) 1983-88	1	
	K42901D	Bushing Kit, [KM171-5 / KM175-5 / KM176-5 / KM177-8 / A4AF / A4BF] 1989-Up	1	
	K42901C	Bushing Kit, [KM175] (Pump & Stator Kit) 1985-88	1	
	K41901	Bushing Kit, [F4A33]	1	
034	42001	Bushing, [All KM] (Pump Body) 1979-Up	1	
036	42002	Bushing, [All KM] (Stator Support) (Front) (.945"OD) 1979-88	1	
036	42002A	Bushing, [All KM] (Stator Support) (Front) (.988"OD) 1989-Up	1	
041	42012	Bushing, [KM175 / KM177] (Overdrive Shaft) (.732"ID) 1985-88	1	
041	42007A	Bushing, [KM175-5 / KM176-5 / KM177-8 / A4AF-1 / W4A32 / W4A33] (Overdrive Shaft) (.808"ID)	1	MD720766
044	79005	Bushing, [KM170 / KM171] (Center Support) (Wide) (1.537"ID) 1979-88	1	010-323-115
044	42005	Bushing, [KM172 / KM175 / KM177] (Center Support) (Front) (Narrow) (1.653"ID) 1983-88	1	MD731163A
044	42004	Bushing, [KM172 / KM175 / KM177] (Center Support) (Rear) (Narrow) (1.576"ID) 1983-88	1	MD731163R
044	42004A	Bushing, [All KM] (With Steel Center Support) (Narrow) (1.690"ID) 1988-Up	1	
046	42003	Bushing, [KM170 / KM171 / KM172 / KM175 / KM17 / KM176-5 / A4AF1 / A4BF2] (Direct Drum) (Wide) (2.047"ID) 1979-Up	1	MD707283
046	42003C	Bushing, [KM172-5 / KM175-5 / KM177-8 / 4BF1 / F4A33 / W4A32 / W4A33] (Direct Drum) (Front) (Narrow) (2.157"ID) 1987	1	
046	42003B	Bushing, [KM172-5 / KM175-5 / KM177-8 / A4BF1 / F4A33 / W4A32 / W4A33] (Direct Drum) (Rear) (Narrow) (2.047"ID) 1989-Up	1	
046	42003A	Bushing, [A4AF3] (Direct Drum) (Front) (2.054"ID)	1	
052	42006	Bushing, [KM170 / KM171] (Reverse Sun Gear) (.823"ID) 1979-88	2	MD707463
052	42006B	Bushing, [KM175 / KM177] (Reverse Sun Gear) (1.023"ID) 1985-88	2	
052	42006A	Bushing, [KM172 / KM171-5 / KM172-5 / KM175-5 / KM176-5 / KM177-8 / A4AF1 / A4AF3 / A4BF1 / A4BF2 / F4A33 / W4A32 / W4A33] (Reverse Sun Gear) (1.102)	2	MD720760
056	42007	Bushing, [KM170 / KM171 / KM172] (Forward Sun Gear)	2	
056	42012	Bushing, [KM175 / KM177] (Forward Sun Gear) (.732"ID) 1985-88	2-3	MD712766
056	42007A	Bushing, [KM175-5 / KM176-5 / KM177-8 / A4AF / A4BF / F4A33 / W4A32 / W4A33] (Forward Sun Gear) (.808"ID) 1988-Up	2-3	MD720769
	42008	Bushing, [KM170 / KM171 / KM172 / KM171-5 / KM172-5] (Planet) (.469"ID) 1979-Up	1	MD715286
060	42009	Bushing, [KM170 / KM171] (Output Shaft) (.904"ID) 1979-88	1	MD707454B
060	42010	Bushing, [KM172 / KM175 / KM177] (Output Shaft) (Front) (1.178"ID) 1983-88	1	MD733486
060	42010A	Bushing, [KM175-5 / KM176-5 / KM177-8 / A4AF1 / A4AF3 / A4BF1 / A4BF2 / F4A33 / W4A32 / W4A33] (Output Shaft) (Front) (1.300"ID) 1989-Up	1	MD733486
060	42010B	Bushing, [KM171-5] (Output Shaft) (.924"ID) 1989-Up	1	
		METAL CLAD SEALS		
070	42151	Seal, [All] (Front) 1979-Up	1	MD955601

KM170-177

[F4A33/W4A32/W4A33/A4AF1/A4AF2/A4BF1/A4AF3/A4BF2/A4CF1/2]

ILL#	PART#	DESCRIPTION	QTY	REF #
METAL CLAD SEALS (Cont)				
076	41151G	Seal, [A4CF1/2] (Axle) (Both Sides) 2006-Up	1-2	
076	42152	Seal, [All KM] (Both) 1979-Up (.395" Thick) (*Except Hyundai 1995-99 & [F4A33] 6/1992-Up)	2	MD707184
076	42152B	Seal, [A4AF1 / A4AF2 / A4BF1] (Both Axles) 1993-Up	2	43119-28001
076	42152A	Seal, [F4A33] (Both Axles) 6/1992-Up	2	MD742053
083	42154	Seal, [KM175 / KM176 / KM177] (Overdrive Drum / End Clutch Cover) (11/16"ID) 1985-88	1	MD722531
083	42154A	Seal, [KM175-5 / KM176-5 / KM177-8 / A4AF1 / W4A32] (Overdrive Drum / End Clutch Cover) (1/2"ID) 1989-Up	1	MD736847
FRICITION CLUTCHES				
100	42111	Friction, [KM175 / KM175-5 / KM176-5 / KM177-8 / A4AF1 / A4BF1 / A4BF2 / F4A33 / W4A32 / W4A33] (Overdrive Clutch (.074") (40-Teeth) 1985-Up	3-4	MD739092
100	K42112	Friction & Steel Kit, [All KM Series] (Overdrive Clutch) "Anti-Warp" Power Pack (Contains: 4-Red /.059" Frictions, & 4-Kolene /.047" Steels)	1	Alto
100	42111D	Friction, [A4AF3] (Overdrive Clutch) (.065") (36-Teeth) 2000-Up	3-4	45560-22761
106	42100A	Friction, [KM171 / KM172] (Forward Clutch) (.075") (10-Teeth) 1979-88	2-3	MD714345
106	42100	Friction, [KM170 / KM171 / KM172 / KM175 / KM177] (Forward & Direct Clutch) (.075") (38-Teeth) (3.95"ID) 1979-88	4-6	MD713655
106	42100B	Friction, [KM171-5 / KM172-5 / KM175-5 / KM176-5 / KM177-8 / A4AF1 / W4A32] (Forward & Direct Clutch) (.075") (38-Teeth) (4.996"ID) 1989-Up	4-6	MD722555
106	41102A	Friction, [A4BF3] (Forward Clutch) (.066") (38-Teeth) 2000-Up	4-6	45449-22770
106	41100	Friction, [F4A33 / W4A33] (Direct Clutch) (.067") (38-Teeth) (5-7/16"OD) 1990-Up	4	MD735828
106	41100A	Friction, [A4AF2 / A4BF2] (Direct Clutch) (Elantra & Tiburon) 2000-Up	3	45632-39000
106	41100B	Friction, [A4AF3] (Direct Clutch) (Accent) 2000-Up	2	
106	41102	Friction, [F4A33 / W4A33] (Forward Clutch) (.067") (42-Teeth) (5-7/16"OD) 1990-Up	5	MD731582
114	42103	Friction, [KM170 / KM171 / KM172 / KM175] (Low / Reverse Clutch) (.072") (48-Teeth) 1979-88	4-6	MD728108
114	42107	Friction, [KM171-5 / KM172-5 / KM175-5 / KM176-5 / KM177-8 / A4AF1 / W4A32] (Low / Reverse Clutch) (.071") (51-Teeth) 1989-Up	6	MD719833
114	41104A	Friction, [A4AF2 / A4BF2] (Low/ Reverse Clutch) (.071") (51-Teeth) (Elantra & Tiburon) 2000-Up	5-6	
114	41104B	Friction, [A4AF3] (Low / Reverse Clutch) (Accent) 2000-Up	4	45621-36071
114	41104	Friction, [F4A33 / W4A33] (Low / Reverse Clutch) (.067") (54-Teeth) (6-1/4"OD) 1990-Up	5-6	MD731586
	K42100J	Friction Module, [KM175-5 / KM176-5 / KM177-8] 1989-Up	1	
	K42100H	Friction Module, [KM171-5 / KM172-5] 1989-Up	1	
	K41100E	Friction Module, [A4AF3] (Accent) 2000-Up	1	
	K41100	Friction Module, [F4A33 / W4A33] 1990-Up	1	
	K41100D	Friction Module, [A4AF2 / A4BF2] (Elantra & Tiburon) 2000-Up	1	
	K41100F	Friction Module, [A4CF1 / A4CF2] 2006-Up	1	
STEEL CLUTCHES				
120	42112	Steel, [KM175 / KM175-5 / KM176-5 / KM177-8 / F4A33 / W4A32 / W4A33] (Overdrive Clutch) (.032") (25-Teeth) 1985-Up	3-4	MD712528
120	42112B	Steel, [A4AF1 / A4AF2] (Overdrive Clutch) (.039") (25-Teeth) 1994-Up	3	45561-37001
120	42112C	Steel, [A4AF2 / A4BF2] (Overdrive Clutch) (.097") (25-Teeth) (3.770"ID) (Elantra & Tiburon) 2000-Up	4-5	45561-28801
120	42112D	Steel, [A4AF3] (Overdrive Clutch) (.160") (25-Teeth) (3.770"ID) (Accent) 2000-Up	3-4	45561-22701
126	42101	Steel, [KM170 / KM171 / KM172 / KM175 / M177] (Direct Clutch) (.150") (24-Teeth) (3.970"ID) 1979-88 (*This is also the Pressure Plate #146)	3-4	MD707256
126	42101A	Steel, [KM171-5 / KM172-5 / KM175-5 / KM176-5 / KM177-8 / A4AF1 / W4A32] (Direct Clutch) (.146") (24-Teeth) (4.117"ID) 1989-Up	2-3	MD722559
126	42101B	Steel, [F4A33] (Direct Clutch) (.120") (24-Teeth) (4.117"ID) 1992-Up	2-3	MD739509
126	41101	Steel, [F4A33 / W4A33] (Direct Clutch) (.088") (26-Teeth) (4.115"ID) 1990-Up	3	MD739384

KM170-177

[F4A33/W4A32/W4A33/A4AF1/A4AF2/A4BF1/A4AF3/A4BF2/A4CF1/2]

ILL#	PART#	DESCRIPTION	QTY	REF #
		STEEL CLUTCHES (Cont)		
126	41101C	Steel, [A4AF3] (Direct Clutch) (.150") (26-Teeth) (4.115"ID) (Accent) 2000-Up	1	45475-36000
126	41101B	Steel, [A4AF3] (Direct Clutch) (.120") (Accent) 2000-Up	1	45475-22700
126	41101D	Steel, [A4AF2 / A48F2] (Direct Clutch) (.120") (Elantra & Tiburon)	2	MD739509
128	42102	Steel, [KM170 / KM171 / KM172 / KM175 / KM177] (Forward Clutch) (.071") (4.00"ID) (24-Teeth) 1979-88	2	MD707255
128	42102A	Steel, [KM171-5 / KM172-5 / KM175-5 / KM176-5 / KM177-8 / A4AF1 / W4A32] (Forward Clutch) (.071") (24-Teeth) (4.100"ID) 1989-Up	2-3	MD722556
128	41103B	Steel, [A4AF3] (Forward Clutch) (.077") (24-Teeth) (4.100"ID) (Accent & Tiburon) 2000-Up	4-5	45451-22700
128	41103C	Steel, [A4AF2] (Forward Clutch) (.087") 1999-Up	5	45451-28000
128	41103	Steel, [F4A33 / W4A33] (Forward Clutch) (.071") (26-Teeth) (4.360"ID) 1990-Up	5	MD731604
134	42104	Steel, [KM170] (Low / Reverse Clutch) (.071") (6-Teeth) (5.00"ID) 1979-81	3	MD707401
134	42105	Steel, [KM171] (Low / Reverse Clutch) (.071") (12-Teeth) (5.00"ID) 1982-84	3	MD707425
134	42109	Steel, [KM172 / KM175 / KM177] (Low / Reverse Clutch) (.039") (24-Teeth) (5.00"ID) 84-88	5	MD704948
134	42106	Steel, [KM171 / KM172 / KM175] (Low / Reverse Clutch) (.071") (24-Teeth) (5.00"ID) 85-88	3	MD715438
134	42113	Steel, [KM172-5 / KM175-5 / KM176-5 / KM177-8 / A4AF3] (Low / Reverse Clutch) (.039") (5.30"ID) (20-Teeth) 1987-Up	5	MD727798
134	42114	Steel, [KM171-5 / KM176-5 / A4AF1 / A4BF1 / A4BF2 / W4A32] (Low / Reverse Clutch) (.071") (5.30"ID) (20-Teeth) 1989-Up	3	MD727799
134	41105	Steel, [F4A33 / W4A33] (Low / Reverse Clutch) (.039") (20-Teeth) (5.540"ID) 1990-Up	4-5	MD731587
134	42110	Steel, [KM177] (Low / Reverse Clutch) (.039") (24-Teeth) (5.300"ID) 1987-88	5	MD719834
134	41105A	Steel, [A4AF3] (Low / Reverse Clutch) (Accent)	3	45622-36000
134	41105B	Steel, [A4AF2 / A4BF2] (Low / Reverse Clutch) (Elantra & Tiburon)	5	45622-37000
	K42110J	Steel Module, [KM175-5 / KM177-8] 1989-Up	1	
	K42110H	Steel Module, [KM171-5 / KM172-5] 1989-Up	1	
	K41110	Steel Module, [F4A33 / W4A33] 1990-Up	1	
	K41110F	Steel Module, [A4CF1 / A4CF2] 2006-Up	1	
		CLUTCH PRESSURE PLATES		
140	42729	Pressure Plate, (Overdrive Clutch) (25-Teeth) (.177") (4.170"ID) 1985-Up	1	
140	41132	Pressure Plate, [A4AF3] (Overdrive Clutch) (25-Teeth) (.177") (3.770"ID) 1993-Up	1	MD713149
146	42101	Steel, [KM170 / KM171 / KM172 / KM175 / KM177] (Direct Clutch) (.150") (24-Teeth) (3.970"ID) 1979-88	1	MD727157
146	42101A	Pressure Plate, [KM171-5 / KM172-5 / KM175-5 / KM176-5 / KM177-8 / A4AF / W4A32] (Forward & Direct Clutch) (.146") (24-Teeth) (4.117"ID) 1989-Up	1	
146	42732J	Pressure Plate, [KM171-5 / KM172-5 / KM175-5 / KM176-5 / KM177-8 / A4AF1 / A4BF1 / W4A32] (Forward & Direct Clutch) (.192") (24-Teeth) (4.100"ID) 1989-Up	1	
146	41130	Pressure Plate, [A4AF3] (Forward Clutch) (.246") (24-Teeth) (4.215"ID)	1	MD731585
146	41131A	Pressure Plate, [F4A33 / W4A33] (Direct Clutch) (.195") (26-Teeth) (4.120"ID) 1990-Up	1	
148	41131B	Pressure Plate, [F4A33 / W4A33] (Forward Clutch) (.240") (26-Teeth) (Stepped) 1990-Up	1	
149	42715	Apply Plate, [KM170 / KM171 / KM172 / KM175 / KM177] (Forward Clutch) (Bottom) (.195") (24-Teeth) (4.00"ID) (Beveled) 1979-88	1	MD707251
149	42715A	Pressure Plate, [KM171-5 / KM172-5 / KM175-5 / KM176-5 / KM177-8 / A4AF1 / A4BF1 / A4BF2 / W4A32] (Forward Beveled) (24-Teeth) (.195") (4.100"ID) (Bottom) 1989-Up	1	MD732408
149	41130A	Pressure Plate, [F4A33 / W4A33] (Forward Clutch) (26-Teeth) (.160") (Stepped) (Bottom) 1990-Up	1	
154	42719B	Pressure Plate, [KM170] (Low / Reverse Clutch) (.150") (6-Teeth) (5.00"ID) 1979-81	1	
154	42720A	Pressure Plate, [KM171 / KM172 / KM175] (Low / Reverse Clutch) (.145") (12-Teeth) (5.00"ID) 1982-88	1	
154	42724	Pressure Plate, [KM171-5 / KM172-5 / KM175-5 / KM176-5 / KM177-8 / A4AF1 / A4AF3 / A4BF1 / A4BF2 / W4A32] (Low / Reverse Clutch) (.145") (20-Teeth) (5.300"ID) 1989-Up	1	
154	42724A	Pressure Plate, [KM177-8] (Low / Reverse Clutch) (20-Teeth) (.100") (5.300"ID) 1989-Up	1	
154	41133A	Pressure Plate, [F4A33 / W4A33] (Low / Reverse Clutch) (.160") (20-Teeth) (5.540"ID) 1990-Up	1	

KM170-177

[F4A33/W4A32/W4A33/A4AF1/A4AF2/A4BF1/A4AF3/A4BF2/A4CF1/2]

ILL#	PART#	DESCRIPTION	QTY	REF #
CLUTCH PRESSURE PLATES (Cont)				
154	42719G	Pressure Plate, [KM177] (Low / Reverse Clutch) (.166") (20-Teeth) (5.540"ID) 1988	1	MD719832
155	42719A	Apply Plate, [KM170] (Low / Reverse Clutch) (.150") (6-Teeth) (5.00"ID) 1979-83	1	MD707402
155	42719C	Apply Plate, [KM171 / KM172 / KM175] (Low / Reverse Clutch) (.220") (12-Teeth) (5.00"ID) (Beveled) 1982-88	1	
155	42724A	Apply Plate, [KM171-5 / KM172-5 / KM175-5 / KM176-5 / A4AF1 / A4AF3 / A4BF1 / A4BF2 / W4A32] (Low / Reverse Clutch) (.245") (20-Teeth) (5.300"ID) (Beveled) 1989-Up	1	
155	42724B	Apply Plate, [KM171-5 / KM172-5 / KM175-5 / KM176-5 / A4AF1 / A4AF3 / A4BF1 / A4BF2 / W4A32] (Low / Reverse Clutch) (.155") (20-Teeth) (5.300"ID) (Beveled) 1989-Up	1	
155	41133B	Apply Plate, [F4A33 / W4A33] (Low / Reverse Clutch) (.255") (20-Teeth) (5.540"ID) (Beveled) 1990-Up	1	
VALVE BODY KITS				
	K42908	Shift Kit, [KM175 / KM177 / KM175-5 / KM176-5 / KM177-5] (4-Speed) 1988-Up	1	Transgo
	STL-175-6	Valve Body Kit, [A4AF3 / A4BF2] (With 6-Solenoids)	1	Translab
OIL SEALING RINGS				
	K42903	Ring Kit, [KM170 / KM171 / KM172] 1979-88	1	
	K42903AT	Ring Kit, [All KM Series] (4-Speed) (*Except: [F4A33 / W4A33] (Combo) 1985-Up	1	
	K42903CT	Ring Kit, [KM175-5 / KM176-5 / KM177-8 / A4AF1 / A4AF2 / A4BF1 / A4BF2 / W4A32] 89-Up	1	
	K42903BT	Ring Kit, [KM171-5 / KM172-5] 1989-Up	1	
	K41300	Ring Kit, [F4A33 / W4A33] 1990-Up	1	
177	42306	Ring, [KM170 / KM171 / KM172 / KM175] (Input Shaft) (Front) (Small .944"OD) (Metal) 1979-88	1-3	MD707236
177	42313T	Ring, [All KM Series] (Input Shaft) (Front) (Small 1.023"OD) (Teflon) 1989-Up	3	MD722551
179	42301	Ring, [All KM Series] (Pump Stator) (2.165"OD) (Metal) 1979-Up	2	MD707646
179	42301T	Ring, [All KM Series] (Pump Stator) (2.165"OD) (Teflon) 1979-Up	2	MD713991
181	42305	Ring, [KM170 / KM171 / KM172 / KM175] (Forward Drum) (Front) (1.259"OD) (Metal) 79-88	1	MD707235
181	97301T	Ring, [KM170 / KM171 / KM172 / KM175] (Forward Drum) (Front) (1.259"OD) (Teflon) 79-88	1	35712-30020
181	42314T	Ring, [All KM Series] (Forward Drum) (Front) (1.370"OD) (Teflon) 1989-Up	1	MD722639
182	42315T	Ring, [All KM Series] (Reverse Sun Gear) (1.574"OD) (Teflon) 1989-Up	1	MD722278
	42307T	Ring, [All KM 3-Speed Series] (Input Shaft) (Rear) (.513"OD) (Teflon) 1979-Up	1	MD707237
185	42312	Ring, [All KM 4-Speed Series] (Overdrive Drum) (Lock Joint) (Metal) 1985-Up	1	MD711875
	42300	Ring, [KM170 / KM171 / KM172 / KM171-5 / KM172-5] (Governor) (1.389"OD) (Metal) 1979-Up	3	MD715020
	42303	Ring, [KM170 / KM171 / KM172] (Accumulator Piston) (Inner) (.882"OD) (Metal)	1	MD707204
	42302	Ring, [KM170 / KM171 / KM172] (Accumulator Piston) (Outer) (1.772"OD) (Metal)	1	MD707202
194	42308TA	Ring, [All KM Series] (Servo Piston) (Small) (1.785"OD) (Teflon)	1	MD707369
194	42308T	Ring, [All KM Series] (Servo Piston) (Small) (1.947"OD) (Teflon)	1	MD715047
194	42309T	Ring, [All KM Series] (Servo Piston) (Small) (2.086"OD) (Teflon)	1	MD716881
195	41308	Ring, [F4A33-1] (Servo Piston) (Large) (Teflon)	1	MD731133
195	41309	Ring, [A4AF1 / A4AF2] (Servo Piston) (Large) (Teflon)	1	45631-36001
195	42319T	Ring, [All KM Series] (Servo Piston) (Large) (3.070"OD) (Teflon)	1	MD727999
195	42311T	Ring, [All KM Series] (Servo Piston) (Large) (3.267"OD) (Teflon)	1	MD722769
WASHERS & BEARINGS				
211	42907AA	Washer, [All KM Series] (Stator to Direct Drum) (.055") (Fiber) (*Also Forward Drum to Direct Drum)	1-2	
211	42907	Washer, [All KM Series] (Stator to Direct Drum) (.072") (Fiber)	1	MD707901
211	42907A	Washer, [All KM Series] (Stator to Direct Drum) (.084") (Fiber)	1	MD707902
211	42907B	Washer, [All KM Series] (Stator to Direct Drum) (.101") (Fiber)	1	MD707903
211	42907C	Washer, [All KM Series] (Stator to Direct Drum) (.118") (Fiber)	1	
211	42000-01K	End Play Shim Kit, [All KM Series] (Stator to Drums) (7-Fiber Washers & 6-Steel Shims)	1	Sonnax

KM170-177

[F4A33/W4A32/W4A33/A4AF1/A4AF2/A4BF1/A4AF3/A4BF2/A4CF1/2]

ILL#	PART#	DESCRIPTION	QTY	REF #
		WASHERS & BEARINGS (Cont)		
234	42902	Race, [All KM Series] (Forward Hub to Kickdown Drum) (.030")	1	MD707263
241	42909	Bearing, [KM172 / KM175] (Reverse Sun Gear to Forward Sun Gear) (1.106"ID)	1	MD955661
241	42909A	Bearing, [KM170 / KM171] (Reverse Sun Gear to Forward Sun Gear) (1.030"ID)	1	
241	42909B	Bearing, (Reverse Sun Gear to Forward Sun Gear) (1.208"ID)	1	
241	41909	Race, [F4A33 / W4A33] (Reverse Sun Gear to Forward Sun Gear) (1.225"ID)	1	
242	42908	Race, [KM172 / KM175] (Reverse Sun Gear to Forward Sun Gear) (1.108"ID)	1	MD955677
242	42908A	Race, (Reverse Sun Gear to Forward Sun Gear) (1.208"ID)	1	
242	41908	Bearing W/Race, [F4A33 / W4A33] (Reverse Sun Gear to Forward Sun Gear)	1	
247	42523	Bearing, (Forward Sun Gear to Planet) (Stays In Planet)	1	
247	42901	Bearing, [KM172 / KM175] (Some) (Forward Sun Gear to Planet)	1	MD707271
247	41901A	Bearing W/Races, [A4AF3 / A4BF1 / A4BF2] (Forward Sun Gear to Planet) (Stays In Planet)	1	
247	41901	Bearing W/Race, [F4A33 / W4A33] (Forward Sun Gear to Planet) (Stays In Planet)	1	
251	42523	Bearing W/Race, [KM170 / KM171] (Planet to Output Hub & Forward to Kickdown Drum) (1.805"OD)	1-2	MD707262
251	42523A	Bearing W/Race, [KM172 / KM175 / KM171-5 / KM172-5 / KM175-5 / KM176-5 / A4AF1] (Planet to Output Hub & Forward Drum to Kickdown Drum) (2.045"OD)	1-2	
251	42523B	Bearing W/Race, [KM177-8 / F4A33 / W4A33] (Planet to Output Hub) (2.128"OD) (*Also Forward Hub to Kickdown Drum)	1-2	
251	41523	Bearing W/Races, [A4BF3 / A4BF1 / A4BF2] (Planet to Hub) (.142" Thick) (2.100"OD)	1	
252	42902A	Race, [KM170 / KM171] (Planet to Output Hub) (1.455"ID)	1	
252	42902B	Race, [KM175 / KM171-5 / KM172-5] (Planet to Output Hub) (1.528"ID)	1	
268	42913	Ball Bearing, [KM170 / KM171 / KM171-5] (Drive Gear) (Front) (1.358"ID)	1	
268	42913A	Ball Bearing, [KM172 / KM175] (Drive Gear) (Front) (1.575"ID) (2.830"OD)	1	
268	42913B	Ball Bearing, [KM175-5 / KM176-5 / KM177-8] (Drive Gear) (Front) (1.770"ID)	1	
268	41913	Ball Bearing, [A4AF1 / F4A33 / W4A32 / W4A33] (Drive Gear) (Front) (2.365"ID)	1	
268	41913A	Double Ball Bearing, [A4AF3] (Drive Gear) (Front) (With 4-Bolt Flange) (2.045"ID) (4.109"OD) (With Flange)	1	
268	41913B	Ball Bearing, [A4BF1 / A4BF2] (Drive Gear) (Front) (2.165"ID)	1	
268	42913C	Ball Bearing, [KM172-5] (Drive Gear) (Front) (1.575"ID) (3.145"OD)	1	
271	42914	Ball Bearing, [KM170 / KM171 / KM171-5] (Drive Gear) (Rear) (1.175"ID)	1	
271	42914A	Ball Bearing, [KM172 / KM175] (Drive Gear) (Rear) (1.375"ID)	1	
271	42914B	Ball Bearing, [KM175-5 / KM176-5 / KM177-8] (Drive Gear) (Rear) (1.572"ID)	1	
271	41914	Ball Bearing, [A4AF1 / F4A33 / W4A32 / W4A33] (Drive Gear) (Rear) (2.165"ID)	1	
271	41914A	Ball Bearing, [A4AF1 / A4AF2] (Drive Gear) (Rear) (1.930"ID)	1	
271	42914C	Ball Bearing, [KM172-5] (Drive Gear) (Rear) (1.575"ID)	1	
273	42975	Cup Race, [KM] (Pinion to Case & Driven Transfer Gear to Case)	1-2	
273	42975A	Cup Race, [KM175-5 / KM176-5 / KM177-8] (Pinion to Case & Driven Transfer Gear to Case)	1-2	
273	41975A	Cup Race, [A4AF1 / A4AF3 / A4BF1 / A4BF2] (Pinion to Case) (2.840"OD)	1	
273	41975	Race, [F4A33 / W4A32 / W4A33] (Pinion to Case & Driven Transfer Gear to Case) (Cast# 32209J)	1-2	
273	41975B	Cup Race, [F4A33] (Pinion to Case & Driven Transfer Gear to Case) (Cast # 57583-N)	1-2	
274	42976	Cone Bearing, [KM170 / KM171 / KM172 / KM175 / KM171-5 / KM172-5] (Pinion & Driven Transfer Gear)	1-2	
274	42976A	Cone Bearing, [KM175-5 / KM176-5 / KM177-8 / A4AF / F4A33 / W4A32 / W4A33] (Pinion & Driven Transfer Gear)	1-2	
274	41976	Cone Bearing, [A4AF1 / A4AF3 / A4BF1 / A4BF2] (Pinion Shaft) (17-Rollers) (1.375"ID)	1	
275	42915	Shim, [KM175-5 / KM176-5 / KM177-8 / A4AF1 / A4AF3 / A4BF2] (Pinion Shaft to Driven Trans Gear) (.062")	1	
280	41977	Cone Bearing, [A4AF3 / A4BF1 / A4BF2] (Transfer Drive Gear) (19-Rollers) (1.770"ID)	1	

KM170-177

[F4A33/W4A32/W4A33/A4AF1/A4AF2/A4BF1/A4AF3/A4BF2/A4CF1/2]

ILL#	PART#	DESCRIPTION	QTY	REF #
WASHERS & BEARINGS (Cont)				
281	41978	Cup Race, [A4AF3 / A4BF1 / A4BF2] (Transfer Drive Gear) (.627" Thick) (3.350"OD) (2.805"ID)	1	
284	42917	Washer, [All KM Series] (*Except F4A33 / W4A33) (Idle Gear to Case) (1-Tab) (2.440"OD)	1	MD707267
284	41917	Washer, [F4A33 / W4A33] (Idle Gear to Case) (1-Tab) (1.965"OD)	1	
289 292	41208	Ball Bearing, [A4AF3] (Differential Housing) (Both Sides) (2.835"OD) (1.377"ID) (.715" Thick) (8-Balls)	2	
	42919	Shim, [KM175-5 / KM176-5 / KM177-8] (Differential Bearing Race to Case) (.090")	1	
290	41919	Shim, [A4AF3 / A4BF1 / A4BF2] (Differential Bearing Race to Case) (.063")	1	
288 291	41979	Cup Race, [F4A33] (Differential Bearing) (Both Sides)	2	
289 292	41982	Cone Bearing, [F4A33] (Differential) (Both Sides)	2	
GASKETS & RUBBER COMPONENTS				
300	42500	Gasket, [KM171 / KM172 / KM175 / KM171-5 / KM172-5 / KM175-5 / KM176-5] (Bottom Pan) (12-Bolt)	1	MD707222
300	41500A	Gasket, [A4AF1 / A4AF3] (Bottom Pan) (13-Bolt) 1993-Up (Accent / 2000-Up)	1	45285-22010
300	41500AD	Gasket, [A4AF1 / A4AF3] (Bottom Pan) (13-Bolt) (Duraprene) 1993-Up (Accent 2000-Up)	1	
300	41500B	Gasket, [A4BF2] (Bottom Pan) (13-Bolt) 1996-Up (Elantra & Tiburon)	1	45285-28010
300	41500BD	Gasket, [A4BF2] (Bottom Pan) (13-Bolt) 1996-Up (Duraprene) (Elantra & Tiburon)	1	
300	41500	Gasket, [F4A33 / W4A32 / W4A33] (Bottom Pan) (14-Bolt) 1991-Up	1	MD739243
300	42504	Gasket, [KM177 / KM177-8] (Bottom Pan) (13-Bolt) 1987-Up	1	MD722527
	13268C	Seal, [All KM Series] (Pump Bolt) 1979-Up	6	MD707653
310	42502	Gasket, [KM170] (Pump) 1979-81	1	MD707652
310	42502A	Gasket, [All KM Series] (Pump) (*Except [F4A33 / W4A32 / W4A33]) 1982-Up	1	MD722385
310	41501A	Gasket, [A4AF1 / A4AF2] (Pump to Case) 1993-Up	1	46156-22040
310	41501	Gasket, [F4A33 / W4A32 / W4A33] (Pump) 1991-Up	1	MD752978
311	42522	O-Ring, [All KM Series] (Pump) 1979-Up (*Except [F4A33 / W4A32 / W4A33])	1	MD707636
311	41522	O-Ring, [F4A33 / W4A32 / W4A33] (Pump) 1991-Up	1	
313	42925	Seal, [KM171-5 / KM172-5 / KM175-5 / KM176-5 / KM177-8 / A4AF / F4A33] (Inner Pump Gear to Converter Hub) L1988-Up	1	MD729928
318	42501	Gasket, [KM170 / KM171 / KM172] (Case to Bell Housing Gasket) (14-Hole Paper) 79-88	1	MD707221
318	42501A	Gasket, [KM171 / KM172 / KM175] (Case to Bell Housing Gasket) (18-Hole Paper) 84-88	1	MD700782
318	42501B	Gasket, [KM171-5 / KM172-5 / KM175-5 / KM176-5 / KM177-8] (Case to Bell Housing) (18-Hole, Metal) 1989-Up	1	MD730804
326	42503	Gasket, [All KM Series] (Filter) 1979-81	1	MD707782
326	42503A	Gasket, [All KM Series] (Filter) 1982-Up	1	MD752800
330	K42900F-4	Repair Kit, [KM175 / KM175-5 / KM176-5 / KM177 / KM177-8] (Overdrive Clutch) (O-Rings) 1987-Up	1	
330	K41900-4	Repair Kit, [F4A33 / W4A32 / W4A33] (Overdrive Clutch) (End Clutch) 1991-Up	1	
	K42541	Repair Kit, (Kickdown Servo) (78mm Bore)	1	K77900-2
	K42541A	Repair Kit, (Kickdown Servo) (83mm Bore)	1	K77900-8
TECHNICAL MANUALS				
	TMKM171	Technical Manual, [KM171 / KM172] (3-Speed)	1	
	TMKM175	Technical Manual, [KM175] (4-Speed)	1	
	TMF4A32	Technical Manual, [F4A33 / W4A32 / W4A33] (4-Speed) (1-Piece Case)	1	
	TMKM177	Technical Manual, [KM177 / KM177-8] (4-Speed) (With V-6)	1	
ELECTRICAL COMPONENTS				
410	42991	Neutral Switch, [KM171 / KM172] (4-Prong Round Connector)	1	
410	42991A	Neutral Switch, [KM175] (11-Prong Round Connector)	1	

[F4A33/W4A32/W4A33/A4AF1/A4AF2/A4BF1/A4AF3/A4BF2/A4CF1/2]

ILL#	PART#	DESCRIPTION	QTY	REF #
ELECTRICAL COMPONENTS (Cont)				
410	42991B	Neutral Switch/With Wire Harness, [KM171-5 / KM175-5 / KM176-5] (11-Prong Rectangle Connector, 10-1/4" Long)	1	
410	42991C	Neutral Switch, [KM175-5] (7-Prong Connector) (Cast # PPS-GF15)	1	
410	42991D	Neutral Switch, [F4A22 / F4A23] (11-Prong Oval Connector that Points Up) (Cast # PPS-GF15)	1	
410	42991E	Neutral Switch/With Wire Harness, [KM177-8] (11-Prong Rectangle Connector) (17" Long)	1	
410	41991C	Neutral Switch, [A4AF3 / A4BF1 / A4BF2] (11-Prong Oval Connector) (Cast # PA66-0GF15)	1	
	41991	Neutral Switch/With Wire Harness, [F4A33 / W4A33] (11-Prong Rectangle Connector) (13-1/4" Long)	1	
	41991A	Neutral Switch/With Wire Harness, [F4A33] (11-Prong Oval Connector) (13-3/4" Long)	1	
	41991B	Neutral Switch, [F4A33] (11-Prong Oval Connector that Points Down) (Cast # PPS-GF15)	1	
410	42991F	Neutral Switch, [KM172-5] (4-Prong Square Connector)	1	
420	K42935R	Solenoid Kit, [KM 4-Speed] (4-Solenoid) (With 3-OHM Lock/Up Solenoid) (All Hyundai>1985-99), (Mitsubishi>1987-92)	1	Rostra
420	MS-KM175	Solenoid Master Kit, [KM 4-Speed] (All Hyundai>1985-99) (Mitsubishi>1987-92)	1	Teckpak
420	K42936R	Solenoid Kit, [All KM 4-Speed] (With 4-Solenoids) (With 12-OHM Lock-Up Solenoid) (Mitsubishi>1993-Up) (*Includes: F4A33) (*Flat Nose Solenoids but f t for Long Snout Solenoids)	1	Rostra
420	MS-KM175A	Solenoid Master Kit, [KM 4-Speed] 1993-Up (*Except Hyundai)	1	Teckpak
420	K42937R	Solenoid Assembly, [A4BF3] (6-Solenoids With Case Connector) 2000-Up	1	Rostra
420	41990	Solenoid Assembly, [F4A33] (Diamante, 3000GT, Expo, Gallant) 1990-92	1	MD734199
420	41990A	Solenoid Assembly, [F4A33] (Mitsubishi, Eclipse>1991-92) (Diamante, Stealth, 3000GT>1993)	1	MD-755009
420	41990B	Solenoid Assembly, [F4A33] (Expo>1993-94), (Mirage>1993-95), (Eclipse>1994-97), (Galant>1994-98), (3000GT>1994-99)	1	MD-754832
	42930	Solenoid, [KM 4-Speed] (1-2 Shift) (Orange Wire) 1989-97	1	
	42930A	Solenoid, [KM 4-Speed] (3-4 Shift) (Yellow Wire) 1989-97	1	
	42935	Solenoid, [KM Series] (TCC) (Red Wire) 1989-93 (3-OHM)	1	
	42936	Solenoid, [KM Series] (TCC) (Lock-Up) (White Wire) 1993-Up (12-OHM)	1	
	42935A	Solenoid, [KM Series] (EPC) (Blue Wire) 1989-97	1	Teckpak
420	K42937	Solenoid Assembly, [A4BF3] (6-Solenoids With Case Converter) 2000-Up	1	
420	MSKMA4AF3	Solenoid Assembly, [A4BF3] (6-Solenoids With Case Converter) 2000-Up	1	Teckpak
436	T42436P	Switch, [KM171 / KM172 / KM175] (Pulse Generator) (Speed Sensors) 1990-98	1	
436	T42436G	Switch, [KM177-8] (Pulse Generator) (Speed Sensor) 1992-98	1	
436	T42436LB	Switch, [A4AF3 / A4BF1 / A4BF2] (Pulse Generator) (Speed Sensors) 1996-02	1	
436	T42436M	Switch, [F4A33 / W4A33] (Pulse Generator) (Speed Sensors) 1995-98	1	
437	42437J	Sensor, [KM176-5 / F4A21] (Oil Temperature) (TOT) 1985-98	1	
437	42437L	Sensor, [A4AF1 / A4AF3 / A4BF1 / A4BF2] (Oil Temperature) (TOT) 1993-Up	1	
437	42437MA	Sensor, [F4A33 / W4A33] (Oil Temperature) (Brass)	1	
437	42437M	Sensor, [F4A33 / W4A33] (Oil Temperature) (TOT) (Plastic) 1995-98	1	
909	42438	Switch, [KM175 / KM177] (Kickdown Servo) 1985-88	1	
909	42438A	Switch, [KM175-5 / KM177-8] (Kickdown Servo) 1989-Up	1	
909	42438B	Switch, [KM176-5] (Kickdown Servo)	1	
909	41438	Switch, [F4A33 / W4A33] (Kickdown Servo)	1	
HARD PARTS				
500	42912	Pump, [KM170] 1979-81	1	
500	42912A	Pump, [KM171] (Non Vented Body) (*Use With Vented Case) 1983-88	1	
500	42912AA	Pump, [KM171] (With Vented Body) (*Use With Non Vented Case) 1983-88	1	
500	42912D	Pump, [KM175] (Non Vented Body) (*Use With Vented Case) 1985-88	1	
500	42912DA	Pump, [KM175] (With Vented Body) (*Use With Non Vented Case) 1985-88	1	

KM170-177

[F4A33/W4A32/W4A33/A4AF1/A4AF2/A4BF1/A4AF3/A4BF2/A4CF1/2]

ILL#	PART#	DESCRIPTION	QTY	REF #
		HARD PARTS (Cont)		
500	42912B	Pump, [KM172] (Non Vented Body) (*Use With Vented Case) 1983-88	1	MD707571
500	42912C	Pump, [KM172] (With Vented Body) (*Use With Non Vented Case) 1983-88	1	MD725846
500	42912E	Pump, [KM175-5] 1989-Up	1	MD729247
500	42912F	Pump, [KM177-8] 1989-Up	1	MD729246
500	42912H	Pump, [KM171-5 / KM176-5] (With 3-Rings on Input Shaft) (1-Bushing Direct Drum) 89-Up	1	
500	41912C	Pump, [A4AF1] (1-Bushing Direct Drum) (Ring Tower 1-5/8" From Washer Surface to End) 1991-99	4	
500	41912D	Pump, [A4BF1] (2-Bushing Direct Drum) 1991-99	1	
500	41912E	Pump, [A4BF2] (1-Bushing Direct Drum) (Ring Tower 1-1/2" From Washer Surface to End) 2000-Up	4	
500	41912F	Pump, [A4AF3] (1-Bushing Direct Drum) (Ring Tower 1-5/16" From Washer Surface to End) 2000-Up	1	
500	41912G	Pump, [A4BF3] (1-Caged Needle Bearing In Direct Drum) (Ring Tower 1-5/16" From Washer Surface to End) (Steel Sleeve on the End Where the Needle Bearing Rides)	1	
500	41912	Pump, [F4A33 / W4A33] (With 1-Ring on Input Shaft) 1990-Up	1	MD735138
500	41912A	Pump, [F4A33 / W4A32 / W4A33] (With 3-Rings on Input Shaft) (2-3/4" Stator Shaft) 90-Up	1	
500	41912B	Pump, [F4A33 / W4A32 / W4A33] (With 3-Rings on Input Shaft) (2-1/2" Stator Shaft) 90-Up	1	
500	42912G	Pump, [KM177] (With 1-Ring on Input Shaft) (1-Bushing Direct Drum) 1987-88	1	MD729076
500	42912CA	Pump, [KM172-5] 1989-Up	1	
510	42910D	Pump Body W/Gears, [KM171 / KM172 / KM175] (Non Vented) (*Use With Vented Case) 1983-88	1	
510	42910DA	Pump Body W/Gears, [KM171 / KM172 / KM175] (Vented) (*Use With Non Vented Case) 1983-88	1	
510	42910E	Pump Body W/Gears, [KM171-5 / KM175-5 / KM176-5 / KM177-8] 1989-Up	1	
510	41910A	Pump Body W/Gears, [A4AF1 / A4BF1] (13-Teeth Inner Pump Gear) 1991-99	1	
510	41910B	Pump Body W/Gears, [A4AF3 / A4BF2] (11-Teeth Inner Pump Gear) 2000-Up	1	
510	41910	Pump Body W/Gears, [F4A33 / W4A32 / W4A33] 1990-Up	1	
510	42910C	Pump Body W/Gears, [KM172-5] 1989-Up	1	
520	42911	Stator, [KM171 / KM172 / KM175] (With 3-Rings on Input Shaft) (*Use With Vented Case) 1983-88	1	
520	42911A	Stator, [KM171 / KM172 / KM175] (With 3-Rings on Input Shaft) (*Non Vented Case) 83-88	1	
520	42911B	Stator, [KM175-5 / KM172-5] (With 3-Rings on Input Shaft) (2-Bushing Direct Drum) 89-Up	1	
520	42911D	Stator, [KM177-8] (With 1-Ring on Input Shaft) (2-Bushing Direct Drum) 1989-Up	1	
520	42911C	Stator, [KM171-5 / KM176-5] (With 3-Rings on Input Shaft) (1-Bushing Direct Drum) 89-Up	1	
520	42911D	Stator, [KM171-5] (With 1-Ring on Input Shaft) (1-Bushing Direct Drum) 1989-Up	1	
520	41911C	Stator, [A4AF1] (1-Bushing Direct Drum) (Ring Tower 1-5/8" From Washer Surface to End) 1991-99	1	
520	41911D	Stator, [A4BF1] (2-Bushing Direct Drum) (Ring Tower 1-7/8" From Washer Surface to End) 1991-99	1	
520	41911E	Stator, [A4BF2] (1-Bushing Direct Drum) (Ring Tower 1-1/2" From Washer Surface to End) 2000-Up	1	
520	41911F	Stator, [A4AF3] (1-Bushing Direct Drum) (Ring Tower 1-5/16" From Washer Surface to End) 2000-Up	1	
520	41911G	Stator, [A4BF3] (1-Caged Needle Bearing In Direct Drum) (Ring Tower 1-5/16" From Washer Surface to End) (Steel Sleeve on the End Where the Needle Bearing Rides)	1	
520	41911	Stator, [F4A33 / W4A33] (With 1-Ring on Input Shaft) 1990-Up	1	
520	41911A	Stator, [F4A33 / W4A32 / W4A33] (With 3-Rings on Input Shaft) (2-3/4" Long Shaft) 90-Up	1	
520	41911B	Stator, [F4A33 / W4A32 / W4A33] (With 3-Rings on Input Shaft) (2-1/2" Long Shaft) 90-Up	1	
520	42911E	Stator, [KM177] (With 1-Ring on Input Shaft) (1-Bushing Direct Drum) 1987-88	1	
		PUMP COMPONENTS		
507	42924	Check Ball, [KM Series] (Pump Stator)	1	16011-10000

KM170-177

[F4A33/W4A32/W4A33/A4AF1/A4AF2/A4BF1/A4AF3/A4BF2/A4CF1/2]

ILL#	PART#	DESCRIPTION	QTY	REF #
		PUMP COMPONENTS (Cont)		
530	K42201	Pump Gears, [KM171-5 / KM172-5 / KM175-5 / KM176-5 / KM177-8 / A4AF]	1	
530	K41201	Pump Gears, [W4A32 / F4A33 / W4A33]	1	
		HARD PARTS		
550	42926	Drum, [KM175] (Overdrive) (3 Clutch) (1-Groove on ID) 1985-89	1	MD712526
550	42926A	Drum, [KM175-5 / KM176-5 / A4AF1] (Overdrive) (3 Clutch) (Stepped Lugs on Overdrive) (1-1/8" Tall)	1	MD722933
550	42926B	Drum, [KM175-5 / KM176-5] (Overdrive) (3 Clutch) (Lugs on Overdrive are not Stepped)	1	MD723510
550	42926C	Drum, [KM177-8 / F4A23] (Overdrive) (4 Clutch) (Stepped Lugs on Overdrive)	1	
550	42926D	Drum, [KM177-8 / A4BF1 / A4BF2] (Overdrive) (4 Clutch) (Lugs on Overdrive are Not Stepped) (1-1/4" Tall)	1	
550	41926	Drum, [A4BF] (Overdrive) (3 Clutch) (Stepped Lugs on Overdrive) (1-5/8" Tall)	1	
550	41926A	Drum, [A4AF3] (Overdrive) (5 Clutch) (Lugs on Overdrive are Not Stepped) (1-3/4" Tall)	1	
550	41810	Drum, [F4A33 / W4A32 / W4A33] (Overdrive) (4 Clutch) (1.230" ID Piston) 1990-Up	1	MD736483
554	42733	Drum, [KM171] (Forward With Input Shaft) (2 Clutch)	1	MD707231
554	42733D	Drum, [KM175] (Forward Without Shaft) (3 Clutch) (5-5/8" OD) 1985-89	1	MD719965
554	42733A	Drum, [KM172] (Forward With Input Shaft) (3 Clutch)	1	MD707245
554	42733G	Drum, [KM175-5 / KM177-8 Some / A4BF1] (Forward Without Shaft) (3 Clutch) (5-5/8" OD) (.640" Tall) (Inner Piston Hub) 1989-Up	1	MD726011
554	42733H	Drum, [KM177-8 Some] (Forward Without Shaft) (3 Clutch) (5-5/8" OD) (.570" Tall) (Inner Piston Hub) 1994-Up	1	MD729139
554	42733E	Drum, [KM171-5] (Forward Without Shaft) (2 Clutch) (5-5/8" OD) 1989-Up	1	MD731449
554	42733F	Drum, [KM171-5] (Forward With 3-Ring Input Shaft) (2 Clutch) (5-5/8" OD) 1989-Up	1	MD731440
554	42733J	Drum, [KM176-5 / A4AF1] (Forward Without Shaft) (2 Clutch) (5-5/8" OD) 1989-Up	1	
554	41733B	Drum, [A4BF2] (Forward Without Shaft) (5 Clutch) (5-1/2" OD) (1" Tall) (Inner Piston Hub) 2000-Up	1	
554	41733A	Drum, [A4AF3] (Forward Without Shaft) (4 Clutch) (5-1/2" OD) (7/8" Tall) (Inner Piston Hub) 2000-Up	1	
554	41733	Drum, [F4A33 / W4A33] (Forward Without Shaft) (5 Clutch) (6" OD) 1990-Up	1	
554	42733C	Drum, [KM172-5] (Forward With Input Shaft) (3 Clutch) 1989-Up	1	MD718043
555	42716	Drum, [KM171] (Direct) (2 Clutch) (4.50" OD Piston) (8-Lugs) 1983-88	1	MD707283
555	42716A	Drum, [KM171] (Direct) (2 Clutch) (5.00" OD Piston) (8-Lugs) 1983-88	1	MD704959
555	42716D	Drum, [KM172-5] (Direct) (3 Clutch) (1-1/2" Tall) (2-Bushing) 1989-Up	1	
555	42716E	Drum, [KM175] (Direct) (3 Clutch) (1-3/4" Tall) (1-Bushing) 1985-89	1	
555	42716B	Drum, [KM172] (Direct) (3 Clutch) (1-1/2" Tall) (1-Bushing) 1983-89 (.085" Snap Ring Groove For #879)	1	
555	42716BA	Drum, [KM172] (Direct) (3 Clutch) (1-1/2" Tall) (1-Bushing) 1983-89 (.060" Snap Ring Groove For #879)	1	
555	42716F	Drum, [KM175-5 / KM177-8 / A4BF1] (Direct) (3 Clutch) (1-5/8" Tall) (2-Bushing) 1989-Up	1	
555	42716C	Drum, [KM171-5 / KM176-5 / A4AF] (Direct) (2 Clutch) (1-Bushing) (12-Lugs) 1989-Up	1	
555	41716	Drum, [F4A33 / W4A33] (Direct) (4 Clutch) (2-Bushings) 1990-Up	1	
555	41716A	Drum, [A4AF3] (Direct) (2 Clutch) (1.325" Tall) (1-Bushing 5/16") (Lugs 1/4" Down From Top of Drum) 2000-Up	1	
555	41716B	Drum, [A4BF3] (Direct) (3 Clutch) (1.550" Tall) (1-Bushing 1/2") (Lugs 1/2" Down From Top of Drum) 2000-Up	1	
555	41716C	Drum, [A4BF3] (Direct) (2 Clutch) (1.325" Tall) (1-Caged Needle Bearing Inside Instead of Bushing)	1	
570	42950	Clutch Hub, [KM175] (Overdrive) (2 Clutch) (26-Splines) 1985-89	1	MD711850
570	42950A	Clutch Hub, [KM171-5 / KM176-5 / A4AF1 / A4BF1 / A4BF2] (Overdrive) (3 Clutch) (27-Splines) 1980-Up	1	MD720760
570	42950B	Clutch Hub, [KM177-8 / W4A32] (Overdrive) (4 Clutch) (27-Splines) (.930" Tall) 1989-Up	1	MD724203
570	41950A	Clutch Hub, [A4AF3] (Overdrive) (4 Clutch) (36-Teeth Clutch Hub) (3.660" OD) 2000-Up	1	

KM170-177

[F4A33/W4A32/W4A33/A4AF1/A4AF2/A4BF1/A4AF3/A4BF2/A4CF1/2]

ILL#	PART#	DESCRIPTION	QTY	REF #
		HARD PARTS (Cont)		
570	41950	Clutch Hub, [F4A33 / W4A33] (Overdrive) (4 Clutch) (40-Teeth) (4.030"OD) 1990-Up	1	
574	42796	Clutch Hub, [KM171] (Forward) (10-Teeth) 1983-88	1	MD707273
574	42796A	Clutch Hub, [KM171] (Forward) (38-Teeth) 1983-88	1	
574	42796B	Clutch Hub, [KM172 / KM175] (Forward) (38-Teeth) 1983-89	1	
574	42796C	Clutch Hub, [KM172-5 / KM177-5 Some / KM177-8 / A4BF1 / A4BF2 / W4A32] (Forward) (38-Teeth) 1989-Up	1	
574	42796D	Clutch Hub, [Some KM177-8] (Forward) (38-Teeth) (With 4.060"OD at Friction Splines)	1	
574	42796E	Clutch Hub, [KM171-5 / KM176-5 / A4AF] (Forward) (38-Teeth) 1989-Up	1	
574	41796	Clutch Hub, [A4AF3] (Forward) (38-Teeth) (4 Clutch) (1-3/16" Tall) (4-1/16"OD)	1	
574	41796A	Clutch Hub, [F4A33 / W4A33] (Forward) (42-Teeth) (5 Clutch) (27-Splines) (1.580" Tall) 1990-Up	1	
583	K42747	Planet Kit, [KM171] 1983-88	1	
583	K42747A	Planet Kit, [KM175] (26-Teeth Forward Sun Gear) 1985-89	1	
583	K42747B	Planet Kit, [KM175] (29-Teeth Forward Sun Gear) 1985-89	1	
583	K42747C	Planet Kit, [KM172] (15/16" Thick Low / Reverse Clutch Hub) 1983-88	1	
583	K42747D	Planet Kit, [KM172] (13/16" Thick Low / Reverse Clutch Hub) 1983-88	1	
583	K42747E	Planet Kit, [KM175-5 / A4AF-2] (No Groove) (Lug Height Is .950") 1989-Up (*Can Use K42747EA)	1	
583	K42747EA	Planet Kit, [KM175-5 / A4BF-2] (1-Groove) (Lug Height Is .950") 1989-Up (*Can Use K42747E)	1	
583	K42747G	Planet Kit, [KM177-8] (No Groove) 1989-Up (Planet With Sun Gears & Bearings, Less Ring Gear) (Forward Sun Gear 29-Teeth) (Reverse Sun Gear 34-Teeth)	1	
583	K42747H	Planet Kit, [KM177-8 / W4A32] (1-Groove) (*Can Use K42747G 1989-Up) (Contains: Planet With Sprag, Forward & Reverse Sun Gears, Bearings, Races)	1	
583	K42747J	Planet Kit, [KM171-5] (No Groove) 1989-Up	1	
583	K42747K	Planet Kit, [KM176-5 / A4AF1 / A4AF2] (Lug Height .844") (Bearing #247 Has 1-Race on Bottom) 1989-Up	1	
583	K41747A	Planet Kit, [A4AF3] (Lug Height Is .844") (Bearing #247 Has 2-Races) 2002-Up	1	
583	K41747B	Planet Kit, [A4BF1 / A4BF2] (Lug Height Is .950") (Bearing #247 Has 2-Races) 2002-Up	1	
583	K41747	Planet Kit, [F4A33 / W4A33] 1990-Up	1	
583	K42747L	Planet Kit, [KM172-5] 1989-Up	1	
584	42747	Planet W/Sprag, [KM171] 1983-88	1	MD707467
584	42747E	Planet W/Sprag, [KM175] (26-Teeth Forward Sun Gear) 1985-89	1	MD717321
584	42747F	Planet W/Sprag, [KM175] (29-Teeth Forward Sun Gear) 1985-89	1	MD729942
584	42747B	Planet W/Sprag, [KM172] (15/16" Thick) (Low / Reverse Clutch Hub) 1983-88	1	MD714025
584	42747BA	Planet W/Sprag, [KM172] (13/16" Thick) (Low / Reverse Clutch Hub) 1983-88	1	
584	42747A	Planet W/Sprag, [KM175-5] (22-Teeth on Short Gears With No Groove) 1989-Up	1	MD707459
584	42747C	Planet W/Sprag, [KM175-5] (22-Teeth on Short Gears With 1-Groove) 1989-Up	1	MD707477
584	42747G	Planet W/Sprag, [KM175-5] (19-Teeth on Short Gears With 1-Groove) 1989-Up	1	MD722935
584	42747H	Planet W/Sprag, [KM177-8] (No Groove on Short Gears) 1989-Up	1	MD727350
584	42747J	Planet W/Sprag, [KM177-8 / W4A32] (With 1-Groove on Short Gears) 1989-Up	1	
584	42747B	Planet W/Sprag, [KM171-5] 1989-Up	1	MD714025
584	42747D	Planet W/Sprag, [KM176-5 / A4AF] 1989-Up	1	MD730621
584	41747	Planet W/Sprag, [F4A33 / W4A33] 1990-Up	1	
584	42747BA	Planet W/Sprag, [KM172-5] 1989-Up	1	
594	42713	Ring Gear, [All KM] (*Except [F4A33 / W4A33] (Annulus) (74-Teeth) (22-Outer Lugs) (5-1/4"OD)	1	MD707491
594	41713	Ring Gear, [F4A33 / W4A33] (Annulus) (5-7/8"OD) 1990-Up	1	
604	41817	Hub, [A4AF3] (Annulus Gear) (2.550" Overall Height) (3/4" Spline) (*Uses Nut to Hold on the Gear)	1	

[F4A33/W4A32/W4A33/A4AF1/A4AF2/A4BF1/A4AF3/A4BF2/A4CF1/2]

ILL#	PART#	DESCRIPTION	QTY	REF #
		HARD PARTS (Cont)		
604	41817A	Hub, [A4BF1 / A4BF2] (Annulus Gear) (2.940" Overall Height) (1-1/8" Spline) (*Snap Ring to Hold on Gear)	1	
605	42817	Hub, [KM171] (Annulus With 22-Teeth Gear & Ball Bearings) 1983-88	1	
605	42817A	Hub, [KM175] (Annulus With 20-Teeth Gear & Ball Bearings) 1985-89	1	
605	42817B	Hub, [KM172] (Annulus With 20-Teeth Gear & Ball Bearings) 1983-88	1	
605	42817C	Hub, [KM175-5 / KM176-5] (Annulus With 24-Teeth Gear & Ball Bearings) (No Groove) 1989-Up	1	
605	42817CA	Hub, [KM175-5 / KM176-5] (Annulus With 24-Teeth Gear & Ball Bearings) (1-Groove) 1989-Up	1	
605	42817CB	Hub, [KM175-5 / KM176-5] (Annulus With 24-Teeth Gear & Ball Bearings) (2-Grooves) 1989-Up	1	
605	42817D	Hub, [KM177-8] (Annulus With 24-Teeth Gear & Ball Bearings) (No Groove) 1989-Up	1	
605	42817DA	Hub, [KM177-8] (Annulus With 24-Teeth Gear & Ball Bearings) (1-Groove) 1989-Up	1	
605	42817E	Hub, [KM171-5] (Annulus With 24-Teeth Gear & Ball Bearings) 1989-Up	1	
605	41817B	Hub, [A4AF1] (Annulus With 58-Teeth Gear & Ball Bearings) 1991-Up	1	
605	41817C	Hub, [F4A33] (Annulus With 35-Teeth Gear & Ball Bearings) (3.680"OD) 1990-Up	1	
605	41817D	Hub, [F4A33 / W4A32 / W4A33] (Annulus With 35-Teeth Gear & Ball Bearings) (3.705"OD) 1990-Up	1	
605	42817F	Hub, [KM172-5] (Annulus With 23-Teeth Gear & Ball Bearings) 1989-Up	1	
612	42746	Sun Gear, [KM] (Forward) (*Specify Height & Tooth Count)	1	
612	42746C	Sun Gear, [KM171] (Forward) (26-Teeth) (3.780" Long) 1983-88	1	
612	42746A	Sun Gear, [KM175] (Forward) (26-Teeth) (3.195" Long) (1.020"OD of Shaft) 1985-89	1	
612	42746B	Sun Gear, [KM175] (Forward) (29-Teeth) (3.195" Long) (1.020"OD of Shaft) 1985-89	1	
612	42746D	Sun Gear, [KM172] (Forward) (26-Teeth) (3.930" Long) 1983-88	1	MD-715285
612	42746E	Sun Gear, [KM172] (Forward) (29-Teeth) (3.760" Long) 1983-88	1	
612	42746F	Sun Gear, [KM175-5] (Forward) (26-Teeth) (3.195" Long) (1.095"OD Shaft) (1.610"OD Gear) (No Groove) 1989-Up	1	MD-758066
612	42746G	Sun Gear, [KM175-5] (Forward) (26-Teeth) (3.195" Long) (1.095"OD Shaft) (1.610"OD Gear) (1-Groove) 1989-Up	1	
612	42746H	Sun Gear, [KM175-5] (Forward) (26-Teeth) (3.195" Long) (1.095"OD Shaft) (1.775"OD Gear) (1-Groove) 1989-Up	1	
612	42746I	Sun Gear, [KM177-8] (Forward) (29-Teeth) (3.195" Long) (No Groove) 1989-Up	1	
612	42746J	Sun Gear, [KM177-8 / W4A32] (Forward) (29-Teeth) (3.195" Long) (1-Groove) 1989-Up	1	
612	42746K	Sun Gear, [KM171-5] (Forward) (26-Teeth) (3.740" Long) 1989-Up	1	MD-758035
612	42746L	Sun Gear, [KM176-5] (Forward) (26-Teeth) (3.010" Long) 1989-Up	1	MD-758038
612	41746A	Sun Gear, [A4AF3] (Forward) (26-Teeth) (3.040" Long)	1	
612	41746B	Sun Gear, [A4BF1 / A4BF2] (Forward) (29-Teeth) (1-Groove) (3.222" Long)	1	
612	41746	Sun Gear, [F4A33 / W4A33] (Forward) (29-Teeth) (3.435" Long) 1990-Up	1	
612	42746M	Sun Gear, [KM172-8] (Forward) (26-Teeth) (3.925" Long) 1989-Up	1	
614	42748	Sun Gear, [KM] (Reverse) (*Specify Height & Tooth Count)	1	
614	42748C	Sun Gear, [KM171] (Reverse) (34-Teeth) (2.075" Long) (No Groove) 1983-88	1	
614	42748A	Sun Gear, [KM175] (Reverse) (34-Teeth) (2.275" Long) (2-Grooves) (With Snap Ring) 1985-88	1	
614	42748B	Sun Gear, [KM175] (Reverse) (34-Teeth) (2.275" Long) (No Grooves) (With Snap Ring) 1985-88	1	MD-712766
614	42748E	Sun Gear, [KM172] (Reverse) (34-Teeth) (2.075" Long) 1983-88	1	
614	42748F	Sun Gear, [KM175-5] (Reverse) (34-Teeth) (2.265" Long) (No Groove) (Uses 1-Snap Ring & 1-Sealing Ring) 1988-Up	1	MD-758068
614	42748G	Sun Gear, [KM175-5 / A4BF1 / A4BF2] (Reverse) (34-Teeth) (2.265" Long) (1-Groove In Middle) (Uses 1-Snap Ring & 1-Sealing Ring) 1988-Up	1	
614	42748I	Sun Gear, [KM177-8] (Reverse) (34-Teeth) (2.265" Long) (1-Groove at Edge) (Uses 1-Snap Ring & 1-Sealing Ring) 1989-Up	1	MD-722185

KM170-177

[F4A33/W4A32/W4A33/A4AF1/A4AF2/A4BF1/A4AF3/A4BF2/A4CF1/2]

ILL#	PART#	DESCRIPTION	QTY	REF #
		HARD PARTS (Cont)		
614	42748J	Sun Gear, [KM177-8] (Reverse) (34-Teeth) (2.265" Long) (No Groove) (Uses 1-Snap Ring & 1-Sealing Ring) 1989-Up	1	
614	42748K	Sun Gear, [KM171-5 / KM176-5 / A4AF1 / A4AF3] (Reverse) (34-Teeth) (2.080" Long) (Uses 1-Snap Ring & 1-Sealing Ring) 1989-Up	1	MD-758040
614	41748	Sun Gear, [F4A33 / W4A33] (Reverse) (34-Teeth) (2.305" Long) (Uses 1-Sealing Ring) 1990-Up	1	MD-735060
614	42748M	Sun Gear, [KM172-5] (Reverse) (34-Teeth) (2.265" Long) (Uses 1-Snap Ring & 1-Sealing Ring) 1989-Up	1	
622	42734B	Shell, [KM171] (Kickdown Drum) 1983-88	1	MD717319
622	42734D	Shell, [KM172 / KM175 / KM177] (Kickdown Drum) 1983-89	1	
622	42734G	Shell, [KM172-5 / KM175-5 / KM177-8 / A4BF1 / A4BF2 / F4A32 / W4A32] (3-7/8" Overall Height) (3/4" Lugs) 1989-Up	1	MD727532
622	42734E	Shell, [KM171-5 / KM176-5 / A4AF1 / A4AF3] (3-1/2" Overall Height) (3/8" Lugs) 1989-Up	1	MD730624
622	41800	Shell, [F4A33 / W4A33] (4-1/8" Overall Height) 1990-Up	1	
630	42797	Center Support, [KM171 / KM172 Some] (Aluminum) (2.080" Wide) (24-Teeth Steels) (1-Bushing) 1983-88	1	
630	42797A	Center Support, [KM175 / KM172 Some] (Aluminum) (2.275" Wide) (24-Teeth Steels) (2-Bushings) 1983-89	1	MD715375
630	42797B	Center Support, [KM172-5 / KM175-5 / KM177-8 / A4BF1 / W4A32] (Steel) (1.585" Overall Thickness) 1988-Up	1	MD707380
630	42797C	Center Support, [KM171-5 / KM176-5 / A4AF1 / A4AF3] (Steel) (1.460" Overall Thickness) 1989-Up	1	MD713163
630	41797	Center Support, [F4A33 / W4A33] (Steel) (1.535" Overall Thickness) 1990-Up	1	
		SPRAGS & ONE WAY CLUTCHES		
654	42779	Sprag, [KM170 / KM171] (Low / Reverse) (26-Lugs) (Narrow) 1979-88	1	MD-73185
654	77725	Sprag, [KM172 / KM175 / KM171-5 / KM172-5 / KM175-5 / KM177-8 / A4AF1 / A4BF1 / A4BF2] (Low / Reverse) (26-Lugs) (.700" Thick) 1983-Up	1	MD711342
654	42779A	Sprag, [KM176-5 / A4AF3] (Low / Reverse) (26-Lugs) (.622" Thick)	1	
654	41725	Sprag, [F4A33 / W4A33] (Low / Reverse) (28-Lugs) 1990-Up	1	
		HARD PARTS (Cont)		
670	42806	Input Shaft, [KM175] (14-3/4" Long) (3-Rings) (24-Spline) 1985-89	1	
670	42806A	Input Shaft, [KM175] (14-15/16" Long) (3-Rings) (24-Spline) 1985-89	1	
670	42806B	Input Shaft, [KM175-5 / A4BF1] (15-1/8" Long) (3-Rings) (11/16"OD of Rear Pilot) 1989-Up	1	
670	42806C	Input Shaft, [KM175-5 / W4A32] (15-1/8" Long) (3-Rings) (1/2"OD Rear Pilot) 1989-Up	1	
670	42806D	Input Shaft, [KM175-5 Some / KM177-8] (15-7/16" Long) (3-Rings) (1/2"OD Rear Pilot) 1989-Up	1	
670	42806E	Input Shaft, [KM177-8] (15-7/16" Long) (1-Ring) (11/16"OD Rear Pilot) 1989-Up	1	
670	42806F	Input Shaft, [KM176-5 / A4AF1] (14-1/2" Long) (3-Rings) (11/16"OD Rear Pilot) (With 1) O-Ring on Shaft Under Drum) 1990-Up	1	
670	41806	Input Shaft, [A4AF3] (14-1/2" Long) (3-Rings) (11/16"OD Rear Pilot) (With 2) O-Rings on Shaft Under Drum) 1990-Up	1	
670	41806A	Input Shaft, [A4BF2] (15-1/8" Long) (3-Rings) (11/16"OD Rear Pilot) (With 2) O-Rings on Shaft Under Drum) 1990-Up	1	
670	41806B	Input Shaft, [F4A33 / W4A33] (16-11/16" Long) (3-Rings) 1990-Up	1	
670	41806C	Input Shaft, [F4A33 / W4A33] (16-1/16" Long) (1-Ring) 1990-Up	1	
670	41806D	Input Shaft, [F4A33 / W4A33] (16-5/8" Long) (3-Rings) (.670"OD Rear Pilot) 1990-Up	1	
670	41806E	Input Shaft, [F4A33 / W4A33] (16-5/8" Long) (3-Rings) (.510"OD Rear Pilot) 1990-Up	1	
670	42806G	Input Shaft, [KM177] (1-Ring) 1987-88	1	
675	42983	Shaft, [KM175] (Overdrive) (26-Spline) (3.060" Long) 1985-89	1	MD719983
675	42983A	Shaft, [KM175-5 / KM176-5 / A4AF1 / A4AF3 / W4A32] (Overdrive) (27-Spline) (3.065" Long) 1989-Up	1	MD731563

KM170-177

[F4A33/W4A32/W4A33/A4AF1/A4AF2/A4BF1/A4AF3/A4BF2/A4CF1/2]

ILL#	PART#	DESCRIPTION	QTY	REF #
		HARD PARTS (Cont)		
675	42983B	Shaft, [KM177-8] (Overdrive) (27-Spline) (3.340" Long) (Splines on Overdrive End are 3/4" Long) 1989-Up	1	
675	41983A	Shaft, [A4BF1 / A4BF2] (Overdrive) (27-Spline) (2.914" Long)	1	
675	41983	Shaft, [F4A33 / W4A33] (Overdrive) (27-Spline) (3.340" Long) (Splines on Overdrive End 15/16" Long) 1990-Up	1	
677	41737	Output Shaft, [W4A32 / W4A33] (Rear) (15-1/2" Long) 1990-Up	1	
679	42823S	Idler Shaft, [KM171 / KM171-5 / KM175-5 / KM176-5] (1.175"OD) (2.740" Long) 1983-Up	1	
679	42823AS	Idler Shaft, [KM172 / KM175] (1.375"OD) 1983-89	1	
679	42823BS	Idler Shaft, [KM177-8] (1.175"OD) (3.085" Long) 1989-Up	1	
679	41823S	Idler Shaft, [F4A33 / W4A33] (1.175"OD) (3.110" Long) 1990-Up	1	
679	42823CS	Idler Shaft, [KM172-5 / W4A32] (1.175"OD) (2.725" Long) 1989-Up	1	
	42410	Governor, [KM171 / KM171-5 / KM172-5] (With Valve) (1.095"OD of Weight) 1979-Up	1	
	42410D	Governor, [KM172] (With Valve) (1.295"OD of Weight) 1979-Up	1	
686	42409	Cover, [KM171 / KM172 / KM175] (Pinion Shaft) (Tin) (3.130"OD) 1983-89	1	
686	42409A	Cover, [KM171-5 / KM172-5 / KM175-5 / KM176-5 / KM177-8] (Pinion Shaft) (Tin) (3.330"OD) 1988-Up	1	
687	42894	Bracket, [KM171 / KM172 / KM175] (For Pinion Shaft Cover)	1	
687	42894A	Bracket, [KM171-5 / KM172-5 / KM175-5 / KM176-5 / KM177-8] (For Pinion Shaft Cover)	1	
692	42843	Plate, [KM175] (Overdrive Adapter) (3-Bolt) 1985-89	1	
692	42843A	Plate, [KM175-5 / KM176-5 / KM177-8] (Overdrive Adapter) (4-Bolt) 1988-Up	1	
692	41843A	Plate, [A4AF1 / A4BF1 / A4BF2] (Overdrive Adapter) (5-Bolt) (.225" Thick) 1991-Up	1	
692	41843B	Plate, [A4AF3] (Overdrive Adapter) (4-Bolt) (4.109"OD) (Less Ball Bearings)	1	
692	41843	Plate, [F4A33 / W4A32 / W4A33] (Overdrive Adapter) (5-Bolt) (.275" Thick) 1990-Up	1	
693	42894B	Bracket, [KM171 / KM171-5 / KM175-5 / KM176-5] (Holds Idler Shaft)	1	
693	42894C	Bracket, [KM172 / KM175] (Holds Idler Shaft)	1	
693	42894D	Bracket, [KM177-8] (Holds Idler Shaft)	1	
693	42894E	Bracket, [KM172-8] (Holds Idler Shaft)	1	
710	42798	Gear, [KM] (Transfer Drive) (* Specify Trans Model, * Tooth Count, * # of ID Grooves, & * Thickness)	1	
712	42799	Gear, [KM] (Transfer Driven) (* Specify Trans Model, * Tooth Count, * # of ID Grooves, & * Thickness)	1	
712	41799A	Gear, [A4AF1] (Driven Transfer) (60-Teeth) (No Groove) 1991-Up	1	
712	41799B	Gear, [A4AF3] (Driven Transfer) (55-Teeth) (1-Groove)	1	
712	41799C	Gear, [A4BF1 / A4BF2] (Driven Transfer) (55-Teeth) (No Groove)	1	
712	41799	Gear, [F4A33] (Driven Transfer) (Is Made on the Pinion #730) 1990-Up	1	
712	41799D	Gear, [W4A33] (Driven Transfer) (43-Teeth) (1-Groove) (1.100" Thick) 1990-Up	1	
712	41799E	Gear, [W4A32] (Driven Transfer) (43-Teeth) (1-Groove) (.860" Thick) 1991-Up	1	
714	42823	Gear, [KM] (Idler Gear) (* Specify Trans Model, * Tooth Count, * # of ID Grooves, & * Thickness)	1	
715	42792	Differential, [KM171] (57-Teeth Ring Gear) (19-Teeth Speed-O Gear)	1	
715	42792A	Differential, [KM171] (57-Teeth Ring Gear) (36-Teeth Speed-O Gear) (.925" Thick Ring Gear)	1	
715	42792D	Differential, [KM172 / KM175] (51-Teeth Ring Gear) (19-Teeth Speed-O Gear)	1	
715	42792DA	Differential, [KM172 / KM175] (51-Teeth Ring Gear) (36-Teeth Speed-O Gear)	1	
715	42792F	Differential, [KM172 / KM175] (52-Teeth Ring Gear) (1.125" Thick) (1-Groove) (36-Teeth Speed-O Gear)	1	
715	42792C	Differential, [KM175-5] (57-Teeth Ring Gear) (1.355" Thick) (1-Groove) (36-Teeth Speed-O Gear)	1	
715	42792CA	Differential, [KM175-5] (57-Teeth Ring Gear) (1.355" Thick) (2-Grooves) (36-Teeth Speed-O Gear)	1	

KM170-177

[F4A33/W4A32/W4A33/A4AF1/A4AF2/A4BF1/A4AF3/A4BF2/A4CF1/2]

ILL#	PART#	DESCRIPTION	QTY	REF #
		HARD PARTS (Cont)		
715	42792CB	Differential, [KM175-5] (57-Teeth Ring Gear) (1.125" Thick) (1-Groove) (36-Teeth Speed-O Gear)	1	
715	42792CC	Differential, [KM175-5] (57-Teeth Ring Gear) (1.100" Thick) (1-Groove) (36-Teeth Speed-O Gear)	1	
715	42792G	Differential, [KM175-5] (58-Teeth Ring Gear) (1.352" Thick) (2-Grooves) (36-Teeth Speed-O Gear)	1	
715	42792E	Differential, [KM177-8] (56-Teeth Ring Gear) (1.365" Thick) (1-Groove) (36-Teeth Speed-O Gear)	1	
715	42792H	Differential, [KM177-8] (52-Teeth Ring Gear) (1.352" Thick) (2-Grooves) (36-Teeth Speed-O Gear)	1	
715	42792GA	Differential, [KM177-8] (58-Teeth Ring Gear) (1.486" Thick) (3-Grooves) (36-Teeth Speed-O Gear)	1	
715	42792B	Differential, [KM171-5 / KM176-5] (64-Teeth Ring Gear) (.925" Thick) (No Groove)	1	
715	42792I	Differential, [KM176-5] (66-Teeth Ring Gear) (.925" Thick) (1-Groove)	1	
715	42792J	Differential, [KM176-5] (65-Teeth Ring Gear) (.925" Thick) (1-Groove)	1	
715	41792C	Differential, [A4AF3] (74-Teeth Ring Gear) (1.127" Thick) (No Groove) (36-Teeth Speed-O Gear)	1	
715	41792CA	Differential, [A4AF1] (74-Teeth Ring Gear) (1.127" Thick) (2-Grooves) (36-Teeth Speed-O Gear)	1	
715	41792CB	Differential, [A4AF1] (74-Teeth Ring Gear) (1.127" Thick) (1-Groove) (36-Teeth Speed-O Gear)	1	
715	41792D	Differential, [A4AF2] (67-Teeth Ring Gear) (1.205" Thick) (No Groove) (36-Teeth Speed-O Gear)	1	
715	41792DA	Differential, [A4AF2] (67-Teeth Ring Gear) (1.205" Thick) (2-Grooves) (36-Teeth Speed-O Gear)	1	
715	41792E	Differential, [A4BF1] (69-Teeth Ring Gear) (1.205" Thick) (1-Groove) (36-Teeth Speed-O Gear)	1	
715	41792	Differential, [F4A33] (58-Teeth Ring Gear) (3-Grooves) (1.110"ID Axle Housing) (Cone Bearings)	1	
715	41792A	Differential, [F4A33] (57-Teeth Ring Gear) (No Groove)	1	
715	41792AA	Differential, [F4A33] (57-Teeth Ring Gear) (2-Grooves) (1.110"ID Axle Housing) (Cone Bearings)	1	
715	41792B	Differential, [F4A33] (58-Teeth) (3-Grooves) (1.041"ID Axle Housing) (Cone Bearings)	1	
715	41792BA	Differential, [F4A33] (58-Teeth Ring Gear) (2-Grooves)	1	
715	41792E	Differential, [W4A32 / W4A33] (72-Teeth Ring Gear) (1-Groove)	1	
715	41792EA	Differential, [W4A32 / W4A33] (72-Teeth) (2-Grooves) (1.040"ID Axle Housing) (Ball Bearings)	1	
715	42792	Differential, [KM172-5] (56-Teeth) (1.125" Thick) (No Groove) (36-Teeth Speed-O Gear)	1	
718	41791	Center Differential Assembly, [W4A32 / W4A33] (8-Bolt) 1990-Up	1	
719	41790	Viscous Coupling Unit, [W4A32 / W4A33] (4-1/4"OD) (With 2-Splines)	1	
725	41120C	Retainer, [A4AF1] (Differential) (5-Bolt) (Aluminum) (3.850"OD Where the O-Ring Sets)	1	
725	41120D	Retainer, [A4AF3 / A4BF1 / A4BF2] (Differential) (5-Bolt) (Aluminum) (4.090"OD Where the O-Ring Sits)	1	
725	41120	Retainer, [F4A33 / W4A32 / W4A33] (Differential) (4-Bolt) (Cast Iron)	1	
726	41120E	Retainer, [A4AF3 / A4BF1 / A4BF2] (Differential Cup) (2-Bolt) (Aluminum)	1	
726	41120A	Retainer, [F4A33 / W4A32 / W4A33] (Differential Cup) (2-Bolt) (Aluminum)	1	
728	41120B	Retainer, [W4A32 / W4A33] (Center Differential) (Aluminum) 1990-Up	1	
730	42795	Pinion, [KM171] (18-Teeth) (Governor Type With Bearing on End of Shaft) 1983-88	1	
730	42795A	Pinion, [KM175] (16-Teeth) (With Bearing on End of Shaft) 1985-89	1	
730	42795B	Pinion, [KM172] (16-Teeth) (Governor Type With Bearing on End of Shaft) 1983-88	1	
730	42795AA	Pinion, [KM175-5] (16-Teeth) (1-Groove Next to Pilot) (1.170" Thick Gear) (Bearing on Middle of Shaft)	1	

KM170-177

[F4A33/W4A32/W4A33/A4AF1/A4AF2/A4BF1/A4AF3/A4BF2/A4CF1/2]

ILL#	PART#	DESCRIPTION	QTY	REF #
		HARD PARTS (Cont)		
730	42795AB	Pinion, [KM175-5] (16-Teeth) (1-Groove Next to Pilot) (1.400" Thick Gear) (Bearing on Middle of Shaft)	1	
730	42795AC	Pinion, [KM175-5] (16-Teeth) (1-Groove Next to Bearing) (1.170" Thick Gear) (Bearing on Middle of Shaft)	1	
730	42795C	Pinion, [KM175-5] (15-Teeth) (No Groove) (1.500" Thick Gear)	1	
730	42795CA	Pinion, [KM175-5] (15-Teeth) (No Groove) (1.432" Thick Gear) (10-1/2" Long) (3-Grooves on Shaft Next to Bearing)	1	
730	42795CB	Pinion, [KM175-5] (15-Teeth) (No Groove) (1.432" Thick Gear) (10-1/2" Long) (3-Grooves on Shaft Next to Bearing)	1	
730	42795AD	Pinion, [KM175-5] (16-Teeth) (1-Groove) (1-3/8" Thick Gear) (10-1/2" Long) (3-Grooves on Shaft)	1	
730	42795AE	Pinion, [KM175-5] (16-Teeth) (1-Groove) (1- 3/8" Thick Gear) (10-1/2" Long) (2-Grooves on Shaft)	1	
730	42795CC	Pinion, [KM175-5] (15-Teeth) (1-Groove) (10-1/2" Long) (3-Grooves on Shaft)	1	
730	42795CD	Pinion, [KM175-5] (15-Teeth) (No Grooves) (1.580" Thick Gear) (10-1/2" Long) (3-Grooves on Shaft)	1	
730	42795D	Pinion, [KM177-8] (17-Teeth) (2.370"OD of Gear) 1989-Up (Bearing on Middle of Shaft)	1	
730	42795E	Pinion, [KM171-5] (20-Teeth) (No Groove) (Bearing on End of Shaft) 1989-Up	1	
730	42795EA	Pinion, [KM171-5] (20-Teeth) (2-Grooves) (Bearing on End of Shaft) 1989-Up	1	
730	42795F	Pinion, [KM176-5] (18-Teeth) (1-Groove) (2.180"OD Gear) (Bearing on Middle of Shaft) 1989-Up	1	
730	42795DA	Pinion, [KM176-5] (17-Teeth) (No Groove) (2.075"OD Gear) (Bearing on Middle of Shaft) 1989-Up	1	
730	42795DB	Pinion, [KM176-5] (17-Teeth) (1-Groove) (2.075"OD Gear) (Bearing on Middle of Shaft) 1989-Up	1	
730	42795AF	Pinion, [KM176-5] (16-Teeth) (1-Groove) (2.235"OD Gear) (Bearing on Middle of Shaft) 1989-Up	1	
730	42795FA	Pinion, [KM176-5] (18-Teeth) (2-Grooves) (2.180"OD Gear) (Bearing on Middle of Shaft) 1989-Up	1	
730	42795FB	Pinion, [KM176-5] (18-Teeth) (No Groove) (2.250"OD Gear) 1989-Up	1	
730	41795D	Pinion, [A4AF1] (21-Teeth) (2.430"OD) (No Groove) (Bearing on Middle of Shaft) (9-1/2" Long)	1	
730	41795E	Pinion, [A4AF3] (19-Teeth) (No Groove) (1-ID Groove on Shaft) (9-3/4" Long)	1	
730	41795EA	Pinion, [A4AF2] (19-Teeth) (2.475"OD) (No Groove) (Bearing on Middle of Shaft) (10" Long)	1	
730	41795F	Pinion, [A4BF1] (18-Teeth) (No Groove) (1-ID Groove on Shaft) (10" Long)	1	
730	41795G	Pinion, [A4BF2] (16-Teeth) (No Groove) (10-1/4" Long)	1	
730	41795	Pinion, [F4A33] (16-Teeth) (With 43-Teeth Transfer Gear) 1990-Up	1	
730	41795A	Pinion, [F4A33] (18-Teeth) (3-Grooves) (With 43-Teeth Transfer Gear) 1990-Up	1	
730	41795AA	Pinion, [F4A33] (18-Teeth) (2-Grooves) (With 43-Teeth Transfer Gear) 1990-Up	1	
730	41795B	Pinion, [F4A33] (20-Teeth) (With 43-Teeth Transfer Gear) 1990-Up	1	
730	41795C	Pinion, [W4A32 / W4A33] (20-Teeth) (1-Groove on Edge) (7-1/4" Long) 1990-Up	1	
730	41795CA	Pinion, [W4A33] (20-Teeth) (1-Groove In Center) (7-1/4" Long) 1990-Up	1	
730	42795G	Pinion, [KM172-5] (17-Teeth) (Governor Type) (With Bearing on End) 1989-Up	1	
734	41120BA	Retainer, [W4A32 / W4A33] (Pinion) (Aluminum) (3-Bolt) 1990-Up	1	
735	41121	Retainer, [F4A33] (Driven Transfer Gear) (2.955"ID) 1990-Up (Without Tin Oil Shield)	1	
735	41121A	Retainer, [F4A33] (Driven Transfer Gear) (3.030"ID) 1990-Up (Without Tin Oil Shield)	1	
735	41121B	Retainer, [W4A33] (Driven Transfer Gear) (2.955"ID) 1990-Up (With Tin Oil Shield)	1	
735	41121BA	Retainer, [W4A32 / W4A33] (Driven Transfer Gear) (2.955"ID) 1990-Up (With Tin Oil Shield) (*Machined O-Ring area is 13/16" Wide)	1	
		VALVE BODIES (REBUILT)		
740	MH-6401	Valve Body, [KM] (3-OHM Long Tail) (Solid)	1	

KM170-177

[F4A33/W4A32/W4A33/A4AF1/A4AF2/A4BF1/A4AF3/A4BF2/A4CF1/2]

ILL#	PART#	DESCRIPTION	QTY	REF #
		VALVE BODIES (REBUILT) (Cont)		
740	MH-6403	Valve Body, [KM] (3-OHM Short Tail)	1	
		VALVE BODIES		
740	42754	Valve Body, [KM170] 1980-84	1	
740	42754A	Valve Body, [KM170-1] 1981-Up	1	
740	42754B	Valve Body, [KM171] (1-Solenoid) (Round Connector) (Cast # 3A/T3 Filter Side)	1	
740	42754BA	Valve Body, [KM171] (1-Solenoid) (Square Connector) (Cast # H-172-2)	1	
740	42754C	Valve Body, [KM175] (4-Solenoids) (Round Connector) (Cast # 175 Filter Side)	1	
740	42754D	Valve Body, [KM172] (1-Solenoid) (Round Connector) (Cast # 3A/T1 Filter Side)	1	
740	42754CA	Valve Body, [KM175-5] (4-Solenoids) (Square Connector) (Cast # 177 Filter Side)	1	
740	42754CB	Valve Body, [KM175-5] (4-Solenoids) (Square Connector) (Cast # 3A32 Filter Side)	1	
740	42754CC	Valve Body, [KM175-5 / A4AF] (4-Solenoids) (Square Connector) (Cast # 4A3) (Long Wire Harness)	1	
740	42754CD	Valve Body, [KM175-5 / A4AF] (4-Solenoids) (Square Connector) (Cast # DOHC 8) (Long Wire Harness)	1	
740	42754E	Valve Body, [KM177-8] (3-Solenoids) (Square Connector) (Cast # 4AT1A Filter Side)	1	
740	42754BB	Valve Body, [KM171-5] (1-Solenoid) (Square Connector) (Cast # 3A/T3 Filter Side)	1	
740	42754CE	Valve Body, [KM176-5] (4-Solenoids) (Square Connector) (Cast # 4AT Filter Side) (14" Wire Harness)	1	
740	42754CF	Valve Body, [KM176-5] (4-Solenoids) (Square Connector) (Cast # 4AT Filter Side) (27" Wire Harness)	1	
740	41750	Valve Body, [A4AF1] (4-Solenoids) (Square Connector) (Cast # A4AF1 Filter Side)	1	
740	41750D	Valve Body, [A4AF] (4-Solenoids) (Square Connector) (Cast # X-3 Filter Side)	1	
740	41750E	Valve Body, [A4BF1 / A4BF2] (4-Solenoids) (Square Connector) (Cast # A4AF2 Filter Side)	1	
740	41750F	Valve Body, [A4AF3] (6-Solenoids) (Cast # A4AF3 on Both Sides)	1	
740	41750EA	Valve Body, [A4AF] (4-Solenoids) (Square Connector) (Cast # V-6 #3 Filter Side)	1	
740	41750	Valve Body, [F4A33] (3-Solenoids) (Square Connector) (Cast # 4A31 Filter Side)	1	
740	41750A	Valve Body, [F4A33] (4-Solenoids) (Square Connector) (Cast # 4A33 Filter Side)	1	
740	41750B	Valve Body, [W4A33] (3-Solenoids) (Square Connector) (Cast # 4A33 Filter Side)	1	
740	41750C	Valve Body, [W4A332] (4-Solenoids) (Square Connector) (Cast # 4A36 Filter Side)	1	
740	42754DA	Valve Body, [KM172-5] (1-Solenoid) (Square Connector) (Cast # 3A/T6 Filter Side)	1	
740	41754F	Valve Body, [A4CF1/2] 2006-Up	1	
		VALVE BODY COMPONENTS		
741	41750-03	Manual Valve, [KM Series] (Increases Converter Charge Pressure)	1	Sonnax
		HARD PARTS (Cont)		
750	42703	Bell Housing, [KM171] (14-Bolt) (4-Dowels to Case) (.870"ID Speed-O Hole) 1983-88	1	
750	42703A	Bell Housing, [KM171] (14-Bolt) (4-Dowels to Case) (1.100"ID Speed-O Hole) 1983-88	1	
750	42703B	Bell Housing, [KM175 / KM172-5 / KM175-5] (14-Bolt) (4-Dowels to Case) (1.100"ID Speed-O Hole) (Cast # KM175-5) (*Uses Aluminum Spacer) 1985-Up	1	
750	42703C	Bell Housing, [KM172] (13-Bolt) (4-Dowels to Case) (.870"ID Speed-O Hole) 1983-88	1	
750	42703CA	Bell Housing, [KM172] (14-Bolt) (4-Dowels to Case) (.870"ID Speed-O Hole) 1983-88	1	
750	42703CB	Bell Housing, [KM172] (14-Bolt) (4-Dowels to Case) (1.100"ID Speed-O Hole) 1983-88	1	
750	42703BA	Bell Housing, [KM175-5] (14-Bolt) (4-Dowels to Case) (.870"ID Speed-O Hole) (Cast # F4A22) (Double Starter Location) 1989-Up	1	
750	42703BB	Bell Housing, [KM175-5] (14-Bolt) (4-Dowels to Case) (1.100"ID Speed-O Hole) (Cast # F4A22) (Double Starter Location) 1989-Up	1	
750	42703D	Bell Housing, [KM177-8] (14-Bolt) (4-Dowels to Case) (1.100"ID Speed-O Hole) (Cast # 177) (*Uses Aluminum Spacer Under Pump)	1	
750	42703AA	Bell Housing, [KM171-5] (14-Bolt) (4-Dowels to Case) (1.100"ID Speed-O Hole) (Cast # KM170-1) 1989-Up	1	

[F4A33/W4A32/W4A33/A4AF1/A4AF2/A4BF1/A4AF3/A4BF2/A4CF1/2]

ILL#	PART#	DESCRIPTION	QTY	REF #
		HARD PARTS (Cont)		
750	42703AB	Bell Housing, [KM171-5] (14-Bolt) (4-Dowels to Case) (1.100"ID Speed-O Hole) (Cast # F4A21) (Double Starter Location) 1989-Up	1	
750	42703E	Bell Housing, [KM176-5] (14-Bolt) (4-Dowels to Case) (1.100"ID Speed-O Hole) (Cast # KM171) 1989-Up	1	
757	41802	Idler Cover, [F4A33 / W4A33] (6-Bolt) (Tin) 1990-Up	1	
758	41704	Differential Cover, [F4A33 / A4AF-1] (13-Bolt) (Tin) 1991-Up	1	
758	41704C	Differential Cover, [A4AF3 / A4BF1 / A4BF2] (13-Bolt) (Aluminum)	1	
758	41704B	Differential Cover, [F4A33 / W4A33] (12-Bolt) (Tin) 1990-Up	1	
758	41704A	Differential Cover, [F4A33] (12-Bolt) (Aluminum) 1990-Up	1	
760	42701	Case, [KM171] (14-Bolt) (4-Dowels to Bell) (Cast # 171) (Non Vented) (12-Pan Bolts) (Case has 13-Holes) 1983-88	1	
760	42701A	Case, [KM171] (14-Bolt) (4-Dowels to Bell) (Cast # 171) (Vented) (12-Pan Bolts) (Case has 13-Holes) 1983-88	1	
760	42701B	Case, [KM175] (14-Bolts) (4-Dowels to Bell) (Cast # 175) (Non Vented) (12-Pan Bolts) (Case has 13-Holes) 1985-89	1	
760	42701BA	Case, [KM175] (14-Bolt) (4-Dowels to Bell) (Cast # 175) (Vented) (12-Pan Bolts) (Case has 13-Holes) 1985-89	1	
760	42701C	Case, [KM172] (13-Bolt) (4-Dowels to Bell) (Cast # 175) (Non Vented) (12-Pan Bolts) (Case has 13-Holes) 1983-88	1	
760	42701CA	Case, [KM172] (13-Bolt) (4-Dowels to Bell) (Cast # 175) (Vented) (12-Pan Bolts) (Case has 13-Holes) 1983-88	1	
760	42701CB	Case, [KM172] (14-Bolt) (4-Dowels to Bell) (Cast # 175) (Non Vented) (12-Pan Bolts) (Case has 13-Holes) 1983-88	1	
760	42701CC	Case, [KM172] (14-Bolt) (4-Dowels to Bell) (Cast # 175) (Vented) (12-Pan Bolts) (Case has 13-Holes) 1983-88	1	
760	42701BB	Case, [KM175-5] (14-Bolt) (4-Dowels to Bell) (Cast # S-KM175) (12-Pan Bolts) (Case has 13-Holes) 1988-Up	1	
760	42701BC	Case, [KM175-5] (14-Bolt) (4-Dowels to Case) (Cast # F4A22) (12-Pan Bolts) (Case has 13-Holes) (Double Starter) 1988-Up	1	
760	42701D	Case, [KM177-8] (14-Bolt) (4-Dowels to Bell) (Cast # 177) (13-Pan Bolts) 1989-Up	1	
760	42701DA	Case, [KM177-8] (14-Bolt) (4-Dowels to Bell) (Cast # F4A23) (13-Pan Bolts) 1989-Up	1	
760	42701AA	Case, [KM171-5] (14-Bolt) (4-Dowels to Bell) (Cast # S-KM171) (12-Pan Bolts) (Case has 13-Holes) 1989-Up	1	
760	42701AB	Case, [KM171-5] (14-Bolt) (4-Dowels to Case) (Cast # F3A21-S) (12-Pan Bolts) (Case has 13-Holes) 1989-Up	1	
760	42701E	Case, [KM176-5] (14-Bolt) (4-Dowels to Bell) (Cast # KM176) (12-Pan Bolts) 1989-Up	1	
760	41701D	Case, [A4AF1] (4-3/8" Top Bolts) (2WD) (Cast # A4AF1) 1991-Up	1	
760	41701E	Case, [A4AF] (5-1/8" Top Bolts) (2WD) (Cast # A4AF2) 1991-Up	1	
760	41701EA	Case, [A4AF3] (5-1/8" Top Bolts) (2WD) (Cast # A4AF3) 2000-Up (Uses 6-Solenoid Valve Body) (13-3/4" Long Bell to Rear)	1	
760	41701EB	Case, [A4BF1] (5-1/8" Top Bolts) (2WD) (Cast # A4BF) 1991-Up (Uses 4-Solenoid Valve Body) (14-1/8" Long Bell to Rear)	1	
760	41701EC	Case, [A4BF2] (5-1/8" Top Bolts) (2WD) (Cast # A4BF) 2000-Up (Uses 6-Solenoid Valve Body) (14-1/8" Long Bell to Rear)	1	
760	41701	Case, [F4A33] (4-3/8" Top Bolts) (2WD) (Cast # F4A33EN) 1990-Up	1	
760	41701A	Case, [F4A33] (3-9/16" Top Bolts) (2WD) (Cast # F4A33EVS) 1990-Up (Detent for Rooster Comb Bolts Into Case)	1	
760	41701AA	Case, [F4A33] (3-9/16" Top bolts) (2WD) (Cast # F4A33EV) 1990-Up (Detent for Rooster Comb is Made in the Case)	1	
760	41701B	Case, [W4A33] (4-3/8" Top Bolts) (AWD) (Cast # F4A33) 1990-Up (Detent for Rooster Comb is Made in the Case)	1	
760	41701BA	Case, [W4A33] (4-3/8" Top Bolts) (2WD) (Cast # F4A33ENS) 1990-Up (Detent for Rooster Comb Bolts Into Case)	1	
760	41701BB	Case, [W4A33] (4-1/8" Top Bolts) (AWD) (Cast # W4A33) 1990-Up	1	

KM170-177

[F4A33/W4A32/W4A33/A4AF1/A4AF2/A4BF1/A4AF3/A4BF2/A4CF1/2]

ILL#	PART#	DESCRIPTION	QTY	REF #
		HARD PARTS (Cont)		
760	41701BC	Case, [W4A32] (4-3/8" Top Bolts) (AWD) (Cast # W4A32) 1991-Up (Double Starter Location)	1	
760	41701BD	Case, [W4A32] (4-3/8" Top Bolts) (AWD) (Cast # W4A32) (Single Starter Location)	1	
760	42701CD	Case, [KM172-5] (14-Bolt) (4-Dowels to Bell) (Cast # F3A22) (12-Pan Bolts) 1989-Up	1	
762	42702	Housing, [KM175] (Overdrive) (Cover) (3-Bolts) 1985-89	1	
762	42702A	Housing, [KM175-5] (Overdrive) (Cover) (4-Bolts) (Cast # S-KM175) 1989-Up	1	
762	42702AA	Housing, [KM175-5] (Overdrive) (Cover) (4-Bolts) (Cast # F4A22) 1989-Up (With Speed Sensor)	1	
762	42702B	Housing, [KM177-8] (Overdrive) (Cover) (4-Bolts) (Cast # KM177) 1989-Up	1	
762	42702BA	Housing, [KM177] (Overdrive) (Cover) (4-Bolts) (Cast # F4A23) (With Speed Sensor Hole)	1	
762	41702B	Housing, [A4AF1 / A4AF2] (Overdrive) (Cover) (4-Bolts) (Round) (With Speed Sensor Hole) 1991-99	1	
762	41702C	Housing, [A4AF3] (Overdrive) (Cover) (12-Bolts) (With Speed Sensor Hole) 2000-Up	1	
762	41702	Housing, [F4A33 / W4A32 / W4A33] (Overdrive) (4-Bolts) (Cast # W4A32) (Uses 1.220"OD Bearing #223)	1	
762	41702A	Housing, [F4A33 / W4A32 / W4A33] (Overdrive) (-Bolts) (Cast # W4A32) (Uses 1.180"OD Bearing #223)	1	
764	42202	Plate, [KM175] (Pump Spacer to Case) (16-Hole) (Aluminum) 1985-89	1	
764	42202A	Plate, [KM172] (Pump Spacer to Case) (15-Hole) (Aluminum) 1983-89	1	
764	42202B	Plate, [KM175-5] (Pump Spacer to Case) (Aluminum) 1989-Up	1	
764	42202C	Plate, [KM177-8] (Pump Spacer to Case) (Aluminum) 1989-Up	1	
765	42801	Pan, [KM171 / KM172 / KM175] (Bottom) (12-Bolts) (No Drain Plug) 1983-89	1	
765	42801A	Pan, [KM171-5 / KM175-5 / KM176-5] (Bottom) (12-Bolts) (With Drain Plug)	1	
765	42801C	Pan, [KM177-8] (Bottom) (13-Bolts) (With Side Drain Plug)	1	
765	42801CA	Pan, [KM177-8] (Bottom) (13-Bolts) (With Bottom Drain Plug)	1	
765	41801A	Pan, [A4BF1 / A4BF2] (Bottom) (13-Bolts) (With Drain Plug Facing Rear Cover) 1991-Up	1	
765	41801B	Pan, [A4AF3] (Bottom) (13-Bolts) (With Drain Plug Facing Servo Side of Case)	1	
765	41801	Pan, [F4A33 / W4A32 / W4A33] (Bottom) (14-Bolts) (With Drain Plug) 1990-Up	1	
765	42801B	Pan, [KM172-5] (Bottom) (12-Bolt) (With Drain Plug) 1989-Up	1	
771	41705	Spacer Plate, [A4AF3] (Case to Overdrive Cover) (Aluminum) (12-Bolt) (1.030" Thick)	1	
774	42922	Driven Speed-O Gear, [KM171] (With Housing) (17-Teeth) 1983-89	1	
774	42922A	Driven Speed-O Gear, [KM175 / 171-5 / 172-5 / 175-5 / 176-5 / 177-8] (With Housing) (31-Teeth) 1985-Up	1	
774	42922B	Driven Speed-O Gear, [KM172] (With Housing) (16-Teeth) 1983-88	1	
774	41922B	Driven Speed-O Gear, [A4AF1 / A4AF3] (With Housing) (32-Teeth) 1991-Up	1	
774	41922C	Driven Speed-O Gear, [A4BF1 / A4BF2] (With Housing) (31-Teeth)	1	
774	41922	Driven Speed-O Gear, [F4A33 / W4A33] (With Housing) (29-Teeth) 1990-Up	1	
774	41922A	Driven Speed-O Gear, [W4A32] (With Housing) (28-Teeth) 1991-Up	1	
	B41	Bolt, [KM Series] (Converter) (10mm x 1.5" Thread)	AR	
	B42	Bolt, [KM Series] (Converter) (10mm x 1.25" Thread)	AR	
795	41948	Nut, [A4AF3] (Holds Transfer Drive Gear to Annulus Hub # 604) (1.438"ID)	1	
796	41948A	Nut, [A4AF1 / A4AF3 / A4BF1 / A4BF2] (Holds Transfer Driven Gear to Pinion Shaft) (.888"ID)	1	
857	42964	Wave Ring, [KM171 / KM172 / KM175] (Low / Reverse) (5-3/16"OD) 1983-89	1	MD-0707399
857	42964A	Wave Ring, [KM171-5 / KM172-5 / KM175-5 / KM176-5 / KM177-8 / A4AF1 / A4AF3 / A4BF1 / A4BF2 / W4A32] (Low / Reverse) (5-7/16"OD) 1989-Up	1	
857	41620	Wave Ring, [F4A33 / W4A33] (Low / Reverse) 1990-Up	1	
858	41811	Wave Plate, [F4A33] (Forward Clutch) (Bottom) (7-Tab)	1	
858	41811A	Wave Plate, [W4A33] (Forward Clutch) (Bottom) (No Tab)	1	

KM170-177

[F4A33/W4A32/W4A33/A4AF1/A4AF2/A4BF1/A4AF3/A4BF2/A4CF1/2]

ILL#	PART#	DESCRIPTION	QTY	REF #
		HARD PARTS (Cont)		
	K42928A	Snap Ring Kit, [KM170-177 / F4A33 / A4AF / A4BF] (Front, Rear & Overdrive) (Selective) 1979-Up	1	
	K42928B	Snap Ring Kit, [KM170-177 / F4A33 / A4AF / A4BF] (*Overdrive Only) 1985-Up	1	
861	42600	Snap Ring, [KM] (Overdrive Pressure Plate) (Selective) (*Specify .040" to .080") 1985-Up	1	MD-756033
862	42601	Snap Ring, [KM] (Holds Retainer to Overdrive Drum) 1985-Up	1	
862	41601A	Snap Ring, [A4AF3] (Holds Retainer to Overdrive Drum)	1	
862	41601	Snap Ring, [F4A33 / W4A33] (Holds Retainer to Overdrive Drum) 1990-Up	1	
863	42602	Wire Ring, [KM] (Between Snap Ring & Overdrive Retainer) 1985-Up	1	
863	41602	Wire Ring, [F4A33 / W4A33] (Between Snap Ring & Overdrive Retainer) 1990-Up	1	
905	K42895	Servo Assembly, [KM171] (2.075"OD & 3.056"OD) (Aluminum Cover) 1983-88	1	
905	K42895A	Servo Assembly, [KM175] (1.770"OD & 3.056"OD) (Tin Cover) 1985-89	1	
905	K42895B	Servo Assembly, [KM172 / KM172-5] (1.955"OD & 3.056"OD) (Aluminum Cover) 1983-Up	1	
905	K42895AA	Servo Assembly, [KM175-5 / KM177-8] (1.872"OD & 3.252"OD) (Plastic Cover) (With 1-Wire to Cover) (Triangle Connection) (With Adjustable Pin) 1989-Up	1	
905	K42895AB	Servo Assembly, [KM175-5 / KM177-8] (1.872"OD & 3.252"OD) (Plastic Cover) (With 1-Wire to Cover) (Round Connector) (With Adjustable Pin) 1989-Up	1	
905	K42895AC	Servo Assembly, [KM175-5 / KM177-8] (1.872"OD & 3.252"OD) (Plastic Cover) (With Connector on Cover) (No Wires) (With Adjustable Pin) 1989-Up	1	
905	K42895C	Servo Assembly, [KM171-5] (1.955"OD & 3.056"OD) (Aluminum Cover) 1989-Up	1	
905	K42895D	Servo Assembly, [KM176-5] (1.770"OD & 3.056"OD) (Plastic Cover) (With 1-Prong Connector on Cover) (No Wires) (With Adjustable Pin) 1989-Up	1	
905	K42895DA	Servo Assembly, [KM176-5] (1.770"OD & 3.056"OD) (Plastic Cover) (With 1-Wire to Cover) (Triangle Connector) (With Adjustable Pin) 1989-Up	1	
905	K41895B	Servo Assembly, [A4AF1 / A4AF3] (1.770"OD & 3.056"OD) (Plastic Cover) (With 1-Wire to Cover) (With 1-Prong Connector) (Non Adjustable Pin) 1989-Up	1	
905	K41895C	Servo Assembly, [A4BF1 / A4BF2] (1.872"OD & 3.252"OD) (Plastic Cover) (With 1-Wire to Cover) (With 1-Prong Connector) (Non Adjustable Pin) 1989-Up	1	
905	K41895	Servo Assembly, [F4A33 / W4A33] (2.225"OD & 3.925"OD) (Plastic Cover) 1990-Up	1	
905	K41895A	Servo Assembly, [W4A32] (2.041"OD & 3.575"OD) (Plastic Cover) 1991-Up	1	
960	42946B	Piston, [KM175] (Overdrive Clutch) 1985-88	1	MD719934
960	42946BA	Piston, [KM175-5 / KM176-5] (Overdrive Clutch) 1989-Up	1	
960	42946C	Piston, [KM177-8 / A4BF1 / A4BF2] (Overdrive Clutch) (Steel) 1989-Up	1	MD722532
960	41946A	Piston, [A4AF3] (Overdrive Clutch) (Aluminum)	1	
960	41946	Piston, [F4A33 / W4A32 / W4A33] (Overdrive Clutch) 1990-Up	1	
967	42809	Piston, [KM171] (Low / Reverse Clutch) 1983-88	1	MD707395
967	42809A	Piston, [KM172 / KM175] (Low / Reverse Clutch) 1983-89	1	
967	42809AA	Piston, [KM172-5 / KM175-5 / KM177-8 / A4BF1 / A4BF2 / W4A32] (Low / Reverse Clutch) 1989-Up	1	
967	42809B	Piston, [KM171-5 / KM176-5 / A4AF1 / A4AF3 / F4A32] (Low / Reverse Clutch) 1989-Up	1	
967	41809	Piston, [F4A33 / W4A33] (Low / Reverse Clutch) 1990-Up	1	
970	42955	Spring, [KM175] (Overdrive Clutch Return) 1985-89	1	MD712830
970	42955A	Spring, [KM175-5 / KM176-5] (Overdrive Clutch Return) 1989-Up	1	MD722534
970	42955B	Spring, [KM177-8 / A4BF1 / A4BF2] (Overdrive Clutch Return) 1989-Up	1	
970	41970	Springs W/Retainer, [A4AF3] (Overdrive Clutch Return) (16-Springs)	1	
970	41955	Spring, [F4A33 / W4A32 / W4A33] (Overdrive Clutch Return) 1990-Up	1	
974	42419	Return Spring, [KM171 / KM172] (Forward Clutch) 1983-88	1	MD707250
974	42419B	Return Spring, [KM175] (Forward Clutch) 1985-89	1	MD730691
974	42419C	Return Spring, [KM175-5 / KM176-5 / KM177-8 / A4AF1 / A4BF1 / W4A32] (Forward Clutch) 1989-Up	1	
974	42419D	Return Spring, [KM171-5 / KM172-5] (Forward Clutch) 1989-Up	1	

KM170-177


[F4A33/W4A32/W4A33/A4AF1/A4AF2/A4BF1/A4AF3/A4BF2/A4CF1/2]

ILL#	PART#	DESCRIPTION	QTY	REF #
		HARD PARTS (Cont)		
974	41419A	Return Spring, [A4AF3] (Forward Clutch) (19-Coil Springs)	1	
974	41419	Return Spring, [F4A33 / W4A33] (Forward Clutch) 1990-Up	1	
975	42971	Return Spring, [KM171 / KM172 / KM175] (Direct Clutch) (1-Coil Spring) 1983-89	1	
975	42971A	Return Spring Set, (Direct Clutch) (23-Coil Springs) (2.448"ID) 1989-Up	1	
975	41971A	Return Spring Set, [A4AF3] (Direct Clutch) (23-Coil Springs) (2.535"ID)	1	
975	41971	Return Spring Set, [F4A33 / W4A33] (Direct Clutch) (23-Coil Springs) 1992-Up	1	
977	41812	Cushion, [F4A33 / W4A33] (Low / Reverse Clutch) (6-3/8"OD)	1	
991	K42676	Linkage Assembly, [KM175-5 / KM176-5] (Internal) (.130" Thick Rooster Comb)	1	
991	K42676A	Linkage Assembly, [KM175-5 / KM176-5] (Internal) (.175" Thick Rooster Comb)	1	
991	K42676B	Linkage Assembly, [KM177-8] (Internal) 1989-Up	1	
991	K41676	Linkage Assembly, [A4AF1 / A4AF3 / A4BF1 / A4BF2] (Internal)	1	

NOTES:

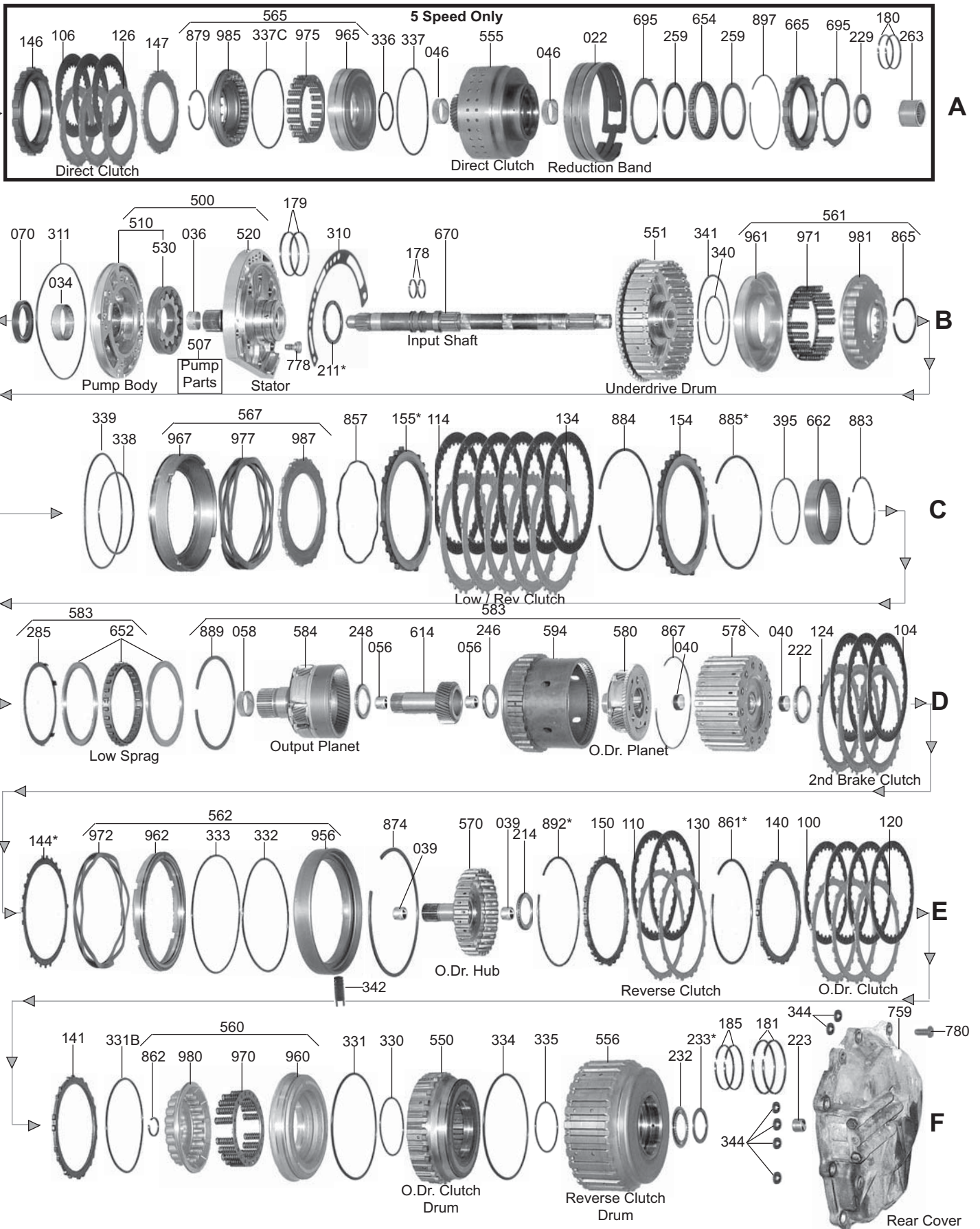
F4A41 / F4A42 / W4A42 / F4A51 / F5A51

FWD 4 & 5 Speed



F4A41 / F4A42 / W4A42 / F4A51 / F5A51

FWD 4 & 5 Speed



F4A41 / F4A42 / W4A42 / F4A51 / F5A51

ILL#	PART#	DESCRIPTION	QTY	REF #
		OVERHAUL KITS		
	K41900G	Overhaul Kit, [A5GF1] (5-Speed) 2005-Up	1	
	K41900H	Overhaul Kit, [A5HF1] (5-Speed) 2005-Up	1	
	K41900J	Overhaul Kit, [F4A41 / F4A42] 1996-Up	1	
	K41900K	Overhaul Kit, [F4A51 / F4A5A / W4A5A] (AWD) (*No Trans Case Parts) 1996-Up	1	
	K41900KT	Overhaul Kit, [W4A5A] (AWD) 2004-Up	1	
	K41900Q	Overhaul Kit, [F5A51] (5-Speed) 2001-Up	1	
		MASTER L/STEELS KITS		
	DK4100G-S	Master L/Steels Kit, [A5GF1] (5-Speed) 2005-Up	1	
	DK4100H-S	Master L/Steels Kit, [A5HF1] (5-Speed) 2005-Up	1	
	DK4100L-S	Master L/Steels Kit, [F4A41] 1996-Up	1	
	DK4100M-S	Master L/Steels Kit, [F4A42] 1996-Up	1	
	DK4100K-S	Master L/Steels Kit, [F4A51 / F4A5A / W4A5A] (AWD) (*No Trans Case Parts) 1996-Up	1	
	DK4100Q-S	Master L/Steels Kit, [F5A51] (5-Speed) (FWD) 2001-Up	1	
		MASTER W/STEELS KITS		
	DK4100G	Master W/Steels Kit, [A5GF1] (5-Speed) 2005-Up	1	
	DK4100H	Master W/Steels Kit, [A5HF1] (5-Speed) 2005-Up	1	
	DK4100L	Master W/Steels Kit, [F4A41] 1996-Up	1	
	DK4100M	Master W/Steels Kit, [F4A42] 1996-Up	1	
	DK4100K	Master W/Steels Kit, [F4A51 / F4A5A / W4A5A] (AWD) (*No Trans Case Parts) 1996-Up	1	
	DK4100Q	Master W/Steels Kit, [F5A51] (5-Speed) (FWD) 2001-Up	1	
		FILTERS		
010	41710J	Filter, [F4A41 / F4A42 / W4A42] (All Plastic) (Rectangle With 1-Small Corner Cut Off) 1996-Up	1	MD758691
010	41710L	Filter, [F4A41 / F4A42] (Hyundai) (1/2 Metal & 1/2 Plastic) (Rectangle With 1-Large Corner Cut Off on Same Edge of Tube) 1996-Up	1	46321-39010
010	41710K	Filter, [F4A51 / F5A51] (1/2 Metal & 1/2 Plastic) (Rectangle) 1996-4/99	1	MD758684
010	41710M	Filter, [F4A51 / F5A51] (All Plastic) (*Not Rectangle) 5/1999-Up	1	
013	41712	Filter, [F4A41 / F4A42 / F5A51] (Spin-on) (*Some Early) 1996-Up	1	46322-39000
		BAND		
022	47700	Band, [F5A51] (Reduction Brake) (1-1/2" Wide) (*Looks Like [4T60E] Forward) 2001-Up	1	MD762016
		BUSHINGS		
	K41905J	Bushing Kit, [F4A41 / F4A42] 1996-Up	1	
	K41905K	Bushing Kit, [F4A51] 1997-Up	1	
034	41005	Bushing, [F4A41 / F4A42 / F4A51 / W4A42 / F5A51] (Pump Body) 1996-Up	1	
034	41005-01	Bushing, [F4A41 / F4A42 / F4A51 / W4A42 / F5A51] (Pump Body) 1996-Up	1	Sonnax
036	41006	Bushing, [F4A41 / F4A42 / F4A51 / W4A42 / F5A51] (Stator) (Front) 1996-Up	1	
039	41013	Bushing, [F4A41 / F4A42 / W4A42] (Overdrive Clutch Hub) (.730"ID) 1996-Up	2	
039	41013A	Bushing, [F4A51 / F5A51] (Overdrive Clutch Hub) (.810"ID) 1996-Up	2	
040	41014	Bushing, [F4A41 / F4A42 / W4A42] (2nd Brake Clutch Hub) (.895"ID) 1996-Up	2	
040	41014A	Bushing, [F4A51 / F5A51] (2nd Brake Clutch Hub) (1.075"ID) 1996-Up	2	
046	41003	Bushing, [F5A51] (Direct Clutch Drum) (Front & Rear) (1.459"ID) 2001-Up	2	
056	42012	Bushing, [F4A41 / F4A42 / W4A42] (Output Sun Gear) (.703") 1996-Up	2	MD719976
056	42007A	Bushing, [F4A51 / F5A51] (Output / Reverse Sun Gear) (.805") 1996-Up	2	MD720766
058	41008	Bushing, [F4A41 / F4A42 / W4A42] (Output Planet) 1996-Up	1	
058	41008A	Bushing, [F4A51] (Output Planet) 1996-Up	1	
		METAL CLAD SEALS		
070	42151	Seal, [F4A41 / F4A42 / F4A51 / W4A42 / F5A51] (Front) 1997-Up	1	4613136002

F4A41 / F4A42 / W4A42 / F4A51 / F5A51

ILL#	PART#	DESCRIPTION	QTY	REF #
		METAL CLAD SEALS (Cont)		
076	41151G	Seal, [A5GF1 / A5HF1] (Axle) (Both Sides) 2005-Up	1-2	
076	41151J	Seal, [F4A41 / F4A42 / F4A51 / F5A51] (Axle) (2.410"OD) (Both Sides) (*Also [W4A42] Case Side)	1-2	4311939010
077	SKW4A5A	Seal Kit, [W4A5A] (Transfer Case) (Endeavor) 2004-09	1	
		FRICITION CLUTCHES		
100	41109	Friction, [F4A41 / F4A42 / W4A42] (Overdrive Clutch) (.067") (30-Teeth) (5.35"OD) 1996-Up	3-4	45422-39000
100	41109A	Friction, [F4A51 / F5A51] (Overdrive Clutch) (.067") (30-Teeth) (5.82"OD) 1996-Up	4	45525-39501
102	41110	Friction, [F4A41 / F4A42] (Underdrive Clutch) (.067") (30-Teeth) (5.35"OD) 1996-Up	3-4	
102	41110A	Friction, [F4A51 / F5A51] (Underdrive Clutch) (.067") (30-Teeth) (5.82"OD) 1996-Up	4	45422-39501
104	41107	Friction, [F4A41 / F4A42 / W4A42] (2nd Brake Clutch) (.067") (30-Teeth) (6.18"OD) 1996-Up	2-3	45625-39000
104	41107A	Friction, [F4A51 / F5A51] (2nd Brake Clutch) (.067") (30-Teeth) (7.03"OD) 1996-Up	4	45625-39500
106	41111C	Friction, [F5A51] (Direct Clutch) (.072") (30-Teeth) (4.802"OD) (Flat) (Hi-Energy) 2001-Up	3	
110	41106	Friction, [F4A41 / F4A42 / W4A42] (Reverse Clutch) (.067") (30-Teeth) (5.87"OD) 1996-Up	2	45445-39000
110	41106A	Friction, [F4A51 / F5A51] (Reverse Clutch) (.067") (30-Teeth) (6.53"OD) 1996-Up	2	45445-39500
114	41108	Friction, [F4A41 / F4A42 / W4A42] (Low / Reverse Clutch) (.067") (30-Teeth) (6.18"OD) 1996-Up	4-5	45632-39000
114	41108A	Friction, [F4A51 / F5A51] (Low / Reverse Clutch) (.067") (30-Teeth) (7.03"OD) 1996-Up	6	45632-39500
	K41100L	Friction Module, [F4A41 / F4A42] 1997-Up	1	
	K41100K	Friction Module, [F4A51] 1997-Up	1	
		STEEL CLUTCHES		
120	41116	Steel, [F4A41 / F4A42 / W4A42] (Overdrive Clutch) (.099") (20-Teeth) (4.660"ID) 1996-Up	3-4	45423-39010
120	41116A	Steel, [F4A51] (Overdrive Clutch) (.098") (20-Teeth) (4.855"ID) 1996-Up	3	45423-39700
120	41116B	Steel, [F5A51] (Overdrive Clutch) (.120") (20-Teeth) (4.855"ID) 2001-Up	3	
122	41117	Steel, [F4A41 / F4A42 / W4A42] (Underdrive Clutch) (.071") (20-Teeth) (4.655"ID) 1996	3-4	45527-39000
122	41117A	Steel, [F4A51 / F5A51] (Underdrive Clutch) (.071") (20-Teeth) (4.850"ID) 1996-Up	4	45527-39500
124	41114	Steel, [F4A41 / F4A42 / W4A42] (2nd Brake Clutch) (Front) (.099") (17-Teeth) (Stepped) 1996-Up	1	45626-39000
124	41114B	Steel, [F4A41 / F4A42 / W4A42] (2nd Brake Clutch) (.063") (17-Teeth) 1996-Up	AR	
124	41114C	Steel, [F4A41 / F4A42 / W4A42] (2nd Brake Clutch) (.079") (17-Teeth) 1996-Up	AR	
124	41114A	Steel, [F4A51 / F5A51] (2nd Brake Clutch) (Front) (.099") (16-Teeth) (Stepped) 1996-Up	2	45626-39500
124	41114D	Steel, [F4A51 / F5A51] (2nd Brake Clutch) (.078") (16-Teeth) 1996-Up	2-3	
124	41114G	Steel, [F4A51 / F5A51] (2nd Brake Clutch) (.153") (16-Teeth) 1996-Up	2	
126	41118	Steel, [F5A51] (Direct Clutch) (.099") (20-Teeth) (3.475"ID) 1999-Up	3	
126	41118A	Steel, [F5A51] (Direct Clutch) (.102") (20-Teeth) (3.475"ID) 1999-Up	3	
126	41118D	Steel, [F5A51] (Direct Clutch) (.118") (20-Teeth) (4.850"ID) 2001-Up	3	
130	41113	Steel, [F4A41 / F4A42 / W4A42] (Reverse Clutch) (.071") (20-Teeth) (5.250"ID) 1996-Up	2	45446-39000
130	41113B	Steel, [F4A41 / F4A42 / W4A42] (Reverse Clutch) (.079") (20-Teeth) (5.250"ID) 1996-Up	SEL	
130	41113A	Steel, [F4A51 / F5A51] (Reverse Clutch) (.071") (20-Teeth) (6.040"ID) 1996-Up	2	45446-39500
134	41115	Steel, [F4A41 / F4A42 / W4A42] (Low / Reverse Clutch) (.039") (17-Teeth) 1996-Up	3-4	45633-39000
134	41115A	Steel, [F4A51 / F5A51] (Low / Reverse Clutch) (.039") (16-Teeth) 1996-Up	5	45633-39500
134	41115D	Steel, [F4A51] (Low / Reverse Clutch) (.078") (16-Teeth) 1996-Up	1	
	K41110L	Steel Module, [F4A41 / F4A42 / W4A42] 1999-Up	1	
	K41110K	Steel Module, [F4A51] 1996-Up	1	
	K41110Q	Steel Module, [F5A51] 1999-Up	1	
		PRESSURE PLATES		
140	41121	Pressure Plate, [F4A41 / F4A42 / W4A42] (Overdrive Clutch) (.158") 1996-Up (20-Teeth) (4.650"ID)	1	
140	41123	Pressure Plate, [F4A51 / F5A51] (Overdrive Clutch) (.159") (20-Teeth) (4.855"ID) 1996-Up	1	

F4A41 / F4A42 / W4A42 / F4A51 / F5A51

ILL#	PART#	DESCRIPTION	QTY	REF #
		PRESSURE PLATES (Cont)		
140	41124	Pressure Plate, [F4A51 / F5A51] (Overdrive Clutch) (.236") (20-Teeth) (4.855"ID) 1996-Up	1	
141	41116	Apply Plate, [F4A41 / F4A42 / W4A42] (Overdrive Clutch) (.099") (20-Teeth) (4.660"ID) 1996-Up	1	
141	41123	Apply Plate, [F4A51 / F5A51] (Overdrive Clutch) (.159") (20-Teeth) (4.855"ID) 1996-Up	1	
142	41121	Pressure Plate, [F4A41 / F4A42 / W4A42] (Underdrive Clutch) (.158") (20-Teeth) (4.630"ID) 1996-Up	1	
142	41123	Pressure Plate, [F4A51 / F5A51] (Underdrive Clutch) (.159") (20-Teeth) (4.855"ID) 1996-Up	1	
144	41114 B,C	Apply Plate, [F4A41 / F4A42 / W4A42] (2nd Brake Clutch) (*Specify .063" to .118")	1	
146	41125	Pressure Plate, [F5A51] (Direct Clutch) (Top) (20-Teeth) (Selective) (Stepped) (3.475"ID) 2001-Up	1	
147	41126	Apply Plate, [F5A51] (Direct Clutch) (Bottom) (.200") (20-Teeth) (3.475"ID) (Stepped) 2001-Up	1	
150	41127	Pressure Plate, [F4A41 / F4A42 / W4A42] (Reverse Clutch) (.158") (28-Teeth) (5.250"ID) 1996-Up	1	
150	41128	Pressure Plate, [F4A51 / F5A51] (Reverse Clutch) (.158") (28-Teeth) (6.035"ID) 1996-Up	1	
154	41129	Pressure Plate, [F4A41 / F4A42 / W4A42] (Low / Reverse & 2nd Clutch) (.236") (17-Teeth) (5-1/8"ID) 1996-Up	1	
154	41122	Pressure Plate, [F4A51 / F5A51] (Low / Reverse & 2nd Clutch) (.235") (20-Teeth) (6"ID) (3-Wide Teeth) 1996-Up	1	
155	41114 B,C	Apply Plate, [F4A41 / F4A42 / W4A42] (Low / Reverse Clutch) (17-Teeth) (5.127"ID) (Selective) (*Specify .063" to .118") 1996-Up	1	
155	41114 D,F,G,H	Apply Plate, [F4A51 / F5A51] (Low / Reverse Clutch) (16-Teeth) (6.00"ID) (Selective) (*Specify .063" to .152") 1996-Up	1	
		SEALING RINGS		
	K41300J	Ring Kit, [F4A41 / F4A42 / F4A51 / W4A42] 1996-Up	1	
	K41300K	Ring Kit, [F5A51] 1997-Up	1	
178	41303	Ring, [F4A41 / F4A42 / W4A51 / W4A42 / F5A51] (Input Shaft) (Teflon) 1996-03	2	4543136001
179	41307A	Ring, [F4A41 / F4A42 / F4A51 / W4A42 / F5A51] (Stator) (Plastic) 1996-Up	2	4529439010
180	47305	Ring, [F5A51] (Direct Clutch) (.089" Thick) (Teflon) 2001-Up	2	
181	41306A	Ring, [F4A41 / F4A42 / F4A51 / W4A42] (Reverse Clutch) (In Rear Cover) (2.762"OD) (Metal) 1996-Up	2	
181	41306B	Ring, [F5A51] (Reverse Clutch) (In Rear Cover) (2.325"OD) (Vespel) 2001-Up	2	
185	41308A	Ring, [F4A41 / F4A42 / F4A51 / W4A42] (Overdrive Clutch) (In Rear Cover) (2.325"OD) (Metal) 1996-Up	2	
185	41307A	Ring, [F5A51] (Overdrive Clutch) (In Rear Cover) (2.325"OD) (Vespel) 2001-Up	2	
195	47306	Ring, [F5A51] (Reduction Brake Band Servo Piston) (Teflon) 2001-Up	1	
		WASHERS & BEARINGS		
211	41907	Washer, [F4A41 / F4A42 / F4A51 / W4A42 / F5A51] (Stator to Underdrive Drum) (.071"Thick) (Plastic) 1996-Up	1	
211	41907A	Washer, [F4A41 / F4A42 / F4A51 / W4A42 / F5A51] (Stator to Underdrive Drum) (.079"Thick) (Plastic) 1996-Up	1	
211	41907B	Washer, [F4A41 / F4A42 / F4A51 / W4A42 / F5A51] (Stator to Underdrive Drum) (.087"Thick) (Plastic) 1996-Up	1	
211	41907C	Washer, [F4A41 / F4A42 / F4A51 / W4A42 / F5A51] (Stator to Underdrive Drum) (.094"Thick) (Plastic) 1996-Up	1	
211	41907D	Washer, [F4A41 / F4A42 / F4A51 / W4A42 / F5A51] (Stator to Underdrive Drum) (.102"Thick) (Plastic) 1996-Up	1	
211	41907E	Washer, [F4A41 / F4A42 / F4A51 / W4A42 / F5A51] (Stator to Underdrive Drum) (.110"Thick) (Plastic) 1996-Up	1	
214	41450	Bearing W/Races, [F4A41 / F4A42 / W4A42] (Overdrive Hub to Reverse Drum) (.142"Thick) (1.923"OD) (1.344"ID) 1996-Up	1	
219	41451	Bearing W/Races, [F4A41 / F4A42 / F4A51 / W4A42 / F5A51] (Underdrive Drum to Hub) (.142"Thick) (1.925"OD) (1.340"ID) 1996-Up	1	4579839060

F4A41 / F4A42 / W4A42 / F4A51 / F5A51

ILL#	PART#	DESCRIPTION	QTY	REF #
		WASHERS & BEARINGS (Cont)		
222	41450	Bearing W/Races, [F4A41 / F4A42 / W4A42] (2nd Brake Clutch Hub to Overdrive Clutch Hub) (.142" Thick) (1.923"OD) (1.344"ID) 1996-Up	1-2	
222	41450A	Bearing W/Races, [F4A51 / F5A51] (2nd Brake Clutch Hub to Overdrive Clutch Hub) (.160" Thick) (2.236"OD) (1.550"ID) 1996-Up	1-2	
223	41475	Caged Needle Bearing, (Rear Cover to Input Shaft) (Cast # GERMANY HK1616) 1996-Up	1-2	4529939500
229	41452Q	Bearing W/Race, [F5A51] (Direct Drum to Case) (.130" Thick) (2.278"OD) (1.675"ID) 2001-Up	1	
232	41453	Bearing W/Race, (Reverse Drum to Rear Cover) (.110" Thick) (2.315"OD) (1.460"ID) 1996-Up	1	
233	41401	Race, [F4A41 / F4A42 / W4A42 / F5A51] (Reverse Drum) (*Selective .063" to .102") 1996-Up	1	
246	41454L	Bearing W/Race, [F4A41 / F4A42 / W4A42] (Output Sun Gear to Overdrive Planet) (.130" Thick) (1.785"OD) (1.230"ID) 1996-Up	1	
246	41454K	Bearing W/Race, [F4A51 / F5A51] (Output Sun Gear to Overdrive Planet) (.130" Thick) (2.115"OD) (1.520"ID) 1996-Up	1	
248	41455L	Bearing W/Races, [F4A41 / F4A42 / W4A42] (Output Planet to Sun Gear) (.141" Thick) (1.922"OD) (1.345"ID) 1996-Up	1	
248	41455K	Bearing W/Races, [F4A51 / F5A51] (Output Planet to Sun Gear) (.161" Thick) (2.240"OD) (1.520"ID) 1996-Up	1	
263	41476Q	Caged Needle Bearing, [F5A51] (Direct Planet Shaft to Case) (.985"ID) 2001-Up	1	
273	41975L	Cup Race, [F4A41 / F4A42 / W4A42] (Pinion) (2.955"OD) (Cast # KOYO 32009J) 1996-Up	1	
273	41975K	Cup Race, [F4A51] (Pinion) (3.150"OD) (Cast # NSK HR32010XJ) 1996-Up	1	
274	41976L	Cone Bearing, [F4A41 / F4A42 / W4A42] (Pinion) (23-Rollers) (1.770"ID) (Cast # KOYO 32009JR)	1	
274	41976K	Cone Bearing, [F4A51] (Pinion) (24-Rollers) (1.990"ID) (Cast #NSK 32010XJ) 1996-Up	1	
274	41976Q	Roller Bearing, [F5A51] (Pinion) (14-Rollers) (3.150"OD) (Cast #SFK RNU208 ECP) 2001-Up	1	
275	41456Q	Bearing, [F5A51] (Roller Bearing to Pinion) (.098" Thick) (3.140"OD) (2.370"ID) 2001-Up	1	
276	41402Q	Race, [F5A51] (Roller Bearing to Pinion) (Selective) (.097" Thick) (3.147"OD) (2.365"ID) 2001-Up	1	
277	41403	Shim, [F4A41 / F4A42 / W4A42] (Pinion) (*Selective .0740" to .1087") (2.160"OD) 96-Up	1	
279	41984L	Cone Bearing, [F4A41 / F4A42 / W4A42] (Drive Transfer Gear) (34-Rollers) (2.045"ID) (Cast # KOYO DUF 1069S) (Both Sides) 1996-Up	2	
279	41984K	Cone Bearing, [F4A51 / F5A51] (Drive Transfer Gear) (33-Rollers) (2.165"ID) (Cast # KOYO DUF 1068BS) (Both Sides) 1996-Up	2	
280	41978L	Cup Race, [F4A41 / F4A42 / F4A51 / W4A42] (Pinion) (Rear) (2.165"OD) (Cast # NSK HR 32006XJ)	1	
281	41977L	Cone Bearing, [F4A41 / F4A42 / F4A51 / W4A42] (Pinion) (Rear) (19-Rollers) (1.180"ID) (Cast # NSK HR 32006XJ) 1996-Up	1	
281	41977Q	Cone Bearing, [F5A51] (Driven Transfer Gear) (23-Rollers) (Cast # TOYO 46T090903-2N) 2001-Up	2	
285	41457L	Washer/Retainer, [F4A41 / F4A42 / W4A42] (Holds Low Sprag to Ring Gear) (.025" Thick) (6-Tab) (4.495"OD) 1996-Up	1	
285	41457K	Washer/Retainer, [F4A51 / F5A51] (Holds Low Sprag to Ring Gear) (.025" Thick) (6-Tab) (5.315"OD) 1996-Up	1-2	
288 291	92773	Cup Race, [F4A41 / F4A42 / F4A51] (Both Sides) (2.835"OD) (2.401"ID) (Cast # Korean LM501310T9F2 or KOYO 57428-N) (For 20-Roller Cone Bearing) 1996-Up	1-2	
288 291	41415B	Cup Race, [W4A42] (Both Sides) (3.347"OD) (2.927"ID) (Cast # Japan HR 32912J) 2001-Up	1-2	
288 291	41415C	Cup Race, [F4A41 / F4A42] (Both Sides) (*Fits the Cone Bearing With 17-Rollers)	1-2	
288 291	41415D	Cup Race, [F5A51] (Both Sides) (2.910"OD) (2.517"ID) 2001-Up	1-2	
288 291	41415E	Cup Race, [W4A51] (AWD) (Both Sides) (3.440"OD) (2.945"ID) (Cast # L5079109 Korea)	1-2	

F4A41 / F4A42 / W4A42 / F4A51 / F5A51

ILL#	PART#	DESCRIPTION	QTY	REF #
		WASHERS & BEARING (Cont)		
289 292	41416A	Ball Bearing, [F4A41 / F4A42] (Both Sides) (.715" Thick) (2.835"OD) (1.375"ID) (9-Balls) (Cast # KOYO 6207/1B) 1996-Up	1-2	
289 292	92968	Cone Bearing, [F4A41 / F4A42 / F4A51] (Both Sides) (20-Rollers) (1.625"ID) (Cast # KOYO LM501349-N) 1996-Up	1-2	
289 292	41416C	Cone Bearing, [F4A41 / F4A42] (Both Sides) (17-Rollers) 1996-Up	1-2	
289 292	41416B	Cone Bearing, [W4A42] (Both Sides) (36-Rollers) (1.355"ID) (Cast # KOYO HR 32912JA1) 2001-Up	1-2	
289 292	41416E	Cone Bearing, [W4A51] (AWD) (Both Sides) (17-Rollers)	1-2	
289 292	41416D	Cone Bearing, [F5A51] (Both Sides) (23-Rollers) (1.770"ID) 2001-Up	1-2	
293	41919L	Shim, [F4A41 / F4A42 / F4A51] (Differential to Bell Housing) (* Selective .0280" - .0539") (2.788"OD) 1996-Up	1	
293	41919LA	Shim, [W4A42] (Differential to Bell Housing) (* Selective .0280" - .0539") (3.318"OD) 2001-Up	1	
293	41919K	Shim, [W4A51] (AWD) (Differential to Bell Housing) (Selective) (3.415"OD) 2001-Up	1	
		GASKETS & RUBBER COMPONENTS		
301	41523	Gasket, [F4A41 / F4A42 / W4A42] (Side Pan) 1996-Up	1	
301	41524	Gasket, [F4A51 / F5A51] (Side Pan) 1996-Up	1	
310	41503	Gasket, [F4A41 / F4A42 / W4A42] (Pump to Case) 1996-Up	1	4615639500
310	41503A	Gasket, [F4A51 / F5A51] (Pump to Case) 1996-Up	1	
311	41522A	O-Ring, [F4A41 / F4A42 / F4A51 / W4A42 / F5A51] (Pump Body) 1996-Up	1	4615839000
344	41551	O-Ring, [F4A41 / F4A42 / F4A51 / W4A42 / F5A51] (Rear Cover to Case) (Small) 1996-Up	3-6	4526236000
345	41552	O-Ring, [F4A41 / F4A42 / F4A51 / W4A42 / F5A51] (Bell Housing to Case) (Small) 1996-Up	2	
		TECHNICAL MANUAL		
	TMF4A51	Tech Manual, [F4A41 / F4A42] (4-Speed) (FWD) 1999-Up	1	ATSG
		ELECTRICAL COMPONENTS		
410	K42954SW	Switch, [F4A41 / F4A42 / F4A51 / W4A42 / F5A51] (Neutral Safety) 1996-Up	1	
	MSKM40/50-H	Solenoid Master Kit, [F4A41 / F4A42 / F4A51] (4-Speed Units) (5-Solenoids With Wire Harness & TOT Sensor) 1996-04	1	Teckpak
	MSKMF4A41/05-H	Solenoid Master Kit, [F4A41 / F4A42 / F4A51] (4-Speed Units) (With VFS) (5-Solenoids With Wire Harness, VFS Solenoid, & TOT Sensor) 2005-Up	1	Teckpak
	MSKM40/50-01H	Solenoid Master Kit, [F5A51] (5-Speed Units) (6-Solenoids With Wire Harness & TOT Sensor) 2001-04	1	Teckpak
	MSKMF5A51/05-H	Solenoid Master Kit, [F5A51] (5-Speed Units) (With VFS) (6-Solenoids With Wire Harness, VFS Solenoid, & TOT Sensor) 2005-Up	1	Teckpak
421 427	41954	Solenoid, [F4A41 / F4A42 / F4A51 / F5A51] (TCC / Overdrive / Underdrive / 2nd & Low /Reverse) 1996-Up	5-6	
	41954A	Solenoid, [F4A41 / F4A42 / F4A51 / F5A51] (VFS) 2005-Up	1	Teckpak
436	41955	Sensor, [F4A41 / F4A42 / F4A51 / W4A42 / F5A51] (Output Speed) (Cast # G4T08371) (Cast # 42621-39052) 1996-Up	1	
	41437A	Sensor, [F4A41 / F4A42 / F4A51 / W4A42 / F5A51] (Fluid Temp) (2-Prong) (1-Bolt) (Plastic) 1996-Up	1	
438	41956	Sensor, [F4A41 / F4A42 / F4A51 / W4A42 / F5A51] (Input Speed) (Cast # G4T08072) (Cast # 42620-39051) 1996-Up	1	
446	K41954HE	Wire Harness, [F4A41 / F4A42 / F4A51] (Internal) (With 10-Prong Case Connector, (3) 3-Prong, (2) 2-Prong, & (1) Temperature Plug) 1996-04	1	Teckpak
446	K41954HL	Wire Harness, [F4A41 / F4A42 / F4A51] (Internal) (With 10-Prong Case Connector, (4) 3-Prong, (2) 2-Prong, & (1) Temperature Plug) 2000-04	1	Teckpak
		HARD PARTS		
500	41912L	Pump, [F4A41 / F4A42] (Aluminum Stator) (Cast # F4A) (* Must Use Align Tool 41005-TL)	1	

F4A41/ F4A42 / W4A42 / F4A51 / F5A51

ILL#	PART#	DESCRIPTION	QTY	REF #
		HARD PARTS (Cont)		
500	41912K	Pump, [F4A51] (Aluminum Stator) (Cast # 299) (*Must Use Alignment Tool 41005-TL)	1	
510	41910L	Body W/Gears, [F4A41 / F4A42 / W4A42] (Aluminum) (Cast # 500282) or (Cast # 46122-39000) (*Must Use Alignment Tool 41005-TL) 1996-Up	1	
510	41910K	Body W/Gears, [F4A51 / F5A51] (Metal) 1996-Up	1	
520	41911L	Stator, [F4A41 / F4A42] (Aluminum) (Cast # F4A) (5-11/16"OD) (*Must Use Alignment Tool 41005-TL) 1996-Up	1	
520	41911LA	Stator, [F4A41 / F4A42 / W4A42] (Aluminum) (Cast # 300) (5-11/16"OD) (*Must Use Alignment Tool 41005-TL) 1996-Up	1	
520	41911K	Stator, [F4A51 / F5A51] (Aluminum) (Cast # FA5) or (Cast # 299) (6-7/16"OD) (*Must Use Alignment Tool 41005-TL) 1996-Up	1	
	41005-TL	Pump Alignment Tool, [F4A41 / F4A42 / W4A42 / F4A51 / F5A51] 1996-Up	1	Sonnax
		PUMP COMPONENTS		
530	K41201	Pump Gear Set, [F4A41 / F4A42 / W4A42 / F5A51] (.472" Thick) 1996-Up	1	
		HARD PARTS (Cont)		
550	41926L	Drum, [F4A41 / F4A42 / W4A42] (Overdrive) (3 Clutch) (Cast # 500738) (Aluminum) (Snap Ring Groove is .345" From Edge of Drum) 1996-00	1	4544139700
550	41926LA	Drum, [F4A41 / F4A42 / W4A42] (Overdrive) (4 Clutch) (Cast # 500738) (Aluminum) (Snap Ring Groove is .180" From Edge of Drum) 2001-Up	1	4544139501
550	41926K	Drum, [F4A51 / F5A51] (Overdrive) (4 Clutch) (Cast # 500744) (Aluminum) (Snap Ring Groove is .225" From Edge of Drum) 1996-Up	1	
551	41836	Drum, [F4A41 / F4A42] (Underdrive) (3 Clutch) (60-Teeth Reluctor) (6-1/16"OD Reluctor) 1996-Up	1	4551439501
551	41836B	Drum, [F4A41 / F4A42 / W4A42] (Underdrive) (4 Clutch) (60-Teeth Reluctor) (6-1/16"OD Reluctor) 1996-Up	1	4551439502
551	41836A	Drum, [F4A51 / F5A51] (Underdrive) (4 Clutch) (60-Teeth Reluctor) (6-5/8"OD Reluctor) 1996-Up	1	
555	41716Q	Drum, [F5A51] (Direct Clutch) (3 Clutch) (With 32-Teeth Sun Gear) (1-Groove) 2001-Up	1	
556	41830	Drum, [F4A41 / F4A42 / W4A42] (Reverse Clutch) (2 Clutch) (6-1/4"OD) 1996-Up	1	4543539501
556	41830K	Drum, [F4A51 / F5A51] (Reverse Clutch) (2 Clutch) (7"OD) 1996-Up	1	
570	41842L	Hub, [F4A41 / F4A42 / W4A42] (Overdrive Clutch) (4.560"OD Hub) (.990"OD Shaft) 1996-Up	1	4546139500
570	41842K	Hub, [F4A51 / F5A51] (Overdrive Clutch) (4.760"OD Hub) (1.080"OD Shaft) 1996-Up	1	
571	41806L	Hub, [F4A41 / F4A42 / W4A42] (Underdrive Clutch) (4.515"OD) 1996-Up	1	4554139500
571	41806K	Hub, [F4A51 / F5A51] (Underdrive Clutch) (4.715"OD) 1996-Up	1	
578	41733L	Hub W/Sun Gear, [F4A41 / F4A42 / W4A42] (2nd Brake Clutch) (25-Teeth) (4.995"OD) 1996-Up	1	
578	41733K	Hub W/Sun Gear, [F4A51 / F5A51] (2nd Brake Clutch) (31-Teeth) 1996-Up	1	
578	41733Q	Hub W/Sun Gear, [F4A51 / F5A51] (2nd Brake Clutch) (25-Teeth) (5.900"OD) 1996-Up	1	
580	41736L	Planet, [F4A41 / F4A42 / W4A42] (Overdrive) (Rear) (3 Gear) (18-Teeth Each Gear) 1996-Up	1	
580	41736K	Planet, [F4A51 / F5A51] (Overdrive) (Rear) (3 Gear) (18-Teeth Each Gear) 1996-Up	1	
580	41736Q	Planet, [F4A51 / F5A51] (Overdrive) (Rear) (3 Gear) (21-Teeth Each Gear) 1996-Up	1	
583	K41747M	Planet Kit, [F4A41] (Non Sprag Type) (Contains: 584A, 248A, 614A, 246A, 594A, 580A, 867A, 578A) (#584A has a 62-Teeth Ring Gear - No Bushing Inside)	1	
583	K41747L	Planet Kit, [F4A41 / F4A42 / W4A42] (Sprag Type) (Contains: 285A, 652A, 889A, 584A, 614A, 246A, 594AA, 580A, 867A, 578A) (#584A has a 62-Teeth Ring Gear - No Bushing Inside)	1	
583	K41747KB	Planet Kit, [F4A51] (Non Sprag Type) (Contains: 584B, 248A, 614B, 246B, 594B, 580B, 867B, 578B) (#584B has a 68-Teeth Ring Gear - No Bushing Inside)	1	
583	K41747KA	Planet Kit, [F4A51] (Sprag Type) (Contains: 285B, 652B, 889B, 584BA, 248B, 614B, 246B, 594BA, 580B, 867B, 578B) (#584BA has a 68-Teeth Ring Gear - With Bushing Inside)	1	

F4A41 / F4A42 / W4A42 / F4A51 / F5A51

ILL#	PART#	DESCRIPTION	QTY	REF #
		HARD PARTS (Cont)		
583	K41747K	Planet Kit, [F4A51] (Sprag Type) (Contains: 285B, 652B, 889B, 584B, 248B, 614B, 246B, 594BA, 580B, 867B, 578B) (#584B has a 68-Teeth Ring Gear- No Bushing Inside)	1	
583	K41747Q	Planet Kit, [F5A51] (Sprag Type) (Contains: 285B, 652B, 889B, 584C, 248B, 614C, 246C, 594BA, 580B, 867B, 578B) (#584C has a 68-Teeth Ring Gear -No Bushing Inside)	1	
584	41735L	Planet, [F4A41 / F4A42 / W4A42] (Output) (Front) (4 Gear) (38-Teeth Sun Gear) (62-Teeth Ring Gear) (38-Splines) (No Bushing) (5" Overall Height) 1996-Up	1	
584	41735KA	Planet, [F4A51] (Output) (Front) (4 Gear) (38-Teeth Sun Gear) (68-Teeth Ring Gear) (34-Splines) (No Bushing) (5" Overall Height) 1996-Up	1	
584	41735K	Planet, [F4A51] (Output) (Front) (4 Gear) (38-Teeth Sun Gear) (68-Teeth Ring Gear) (34-Splines) (With Bushing) (4-5/8" Overall Height) 1996-Up	1	
584	41735Q	Planet, [F5A51] (Output) (Front) (4 Gear) (42-Teeth Sun Gear) (68-Teeth Ring Gear) (34-Splines) (No Bushing) 2001-Up	1	
586	41731Q	Planet, [F5A51] (Direct) (3 Gear) (21-Teeth Pinions) (No Groove) (9-5/8" Long Shaft) (With 30-Teeth Clutch Hub) 2001-Up	1	
594	41737L	Ring Gear, [F4A41] (Output Planet) (Non Sprag Type) (70-Teeth) (2.980" Long) 1996-Up	1	
594	41737M	Ring Gear, [F4A41 / F4A42 / W4A42] (Output Planet) (Sprag Type) (70-Teeth) (3.395" Long) 1996-Up	1	
594	41737K	Ring Gear, [F4A51] (Output Planet) (Non Sprag Type) (70-Teeth) (3.215" Long) 1996-Up	1	
594	41737KA	Ring Gear, [F4A51 / F5A51] (Output Planet) (Sprag Type) (70-Teeth) (3.660" Long) 1996-Up	1	
614	41734L	Sun Gear, [F4A41 / F4A42 / W4A42] (Output) (38-Teeth) (3.550" Long) (2.180" OD) 1996-Up	1	
614	41734K	Sun Gear, [F4A51] (Output) (38-Teeth) (3.840" Long) (2.700" OD) 1996-Up	1	
614	41734Q	Sun Gear, [F5A51] (Output) (42-Teeth) (3.840" Long) (2.910" OD) 2001-Up	1	
		SPRAGS & ONE WAY CLUTCHES		
652	41727L	Sprag W/End Caps, [F4A41 / F4A42 / W4A42] (Low) (28-Lugs) (.445" Thick) 1996-Up	1	
652	41727K	Sprag W/End Caps, [F4A51 / F5A51] (Low) (32-Lugs) (.455" Thick) 1996-Up	1	
654	41724Q	Sprag W/End Caps, [F5A51] (Rear) (32-Lugs) 2001-Up	1	
662	41942L	Inner Race, [F4A41 / F5A42 / W4A42] (Low Sprag) (.770" Thick) (3.63" OD) (No O-Ring Groove) 1996-98	1	
662	41942LA	Inner Race, [F4A41 / F4A42 / W4A42] (Low Sprag) (.770" Thick) (3.63" OD) (With O-Ring Groove) 1999-Up	1	
662	41942K	Inner Race, [F4A51 / F5A51] (Low Sprag) (.625" Thick) (4.375" OD) (No O-Ring Groove) 1996-98	1	
662	41942KA	Inner Race, [F4A51 / F5A51] (Low Sprag) (.625" Thick) (4.375" OD) (With O-Ring Groove) 1999-Up	1	
665	41943Q	Outer Race, [F5A51] (Rear Sprag) (15-Outer Lugs) 2001-Up	1	
		HARD PARTS (Cont)		
670	41851L	Shaft, [F4A41 / F4A42 / W4A42] (Input) (13-15/16" Long) 1996-Up	1	
670	41851Q	Shaft, [F4A51] (Input) (15-1/8" Long) (With 3-Holes .115" ID) (With 2-Holes .076" ID) 1996-Up	1	
670	41851QA	Shaft, [F5A51] (Input) (15-1/8" Long) (With 4-Holes .115" ID) (With 1-Hole .076" ID) 2001-Up	1	
690	41690Q	Park Gear, [F5A51] (18-Lugs) (27-Splines) (.345" Thick) 2001-Up	1	
695	41642Q	Retainer, [F5A51] (Rear Sprag) (Both Sides) (6-Legs) 2001-Up	1	
696	41477L	Cone Sleeve, [F4A41 / F4A42 / W4A42] (Pinion) (2.625" Long) 1996-Up	1	
696	41477K	Cone Sleeve, [F4A51] (Pinion) (2.425" Long) 1996-Up	1	
710	41798L	Gear, [F4A41 / F4A42 / W4A42] (Drive Transfer) (42-Teeth) (5.055" OD) 1996-Up	1	
710	41798LA	Gear, [F4A41 / F4A42 / W4A42] (Drive Transfer) (49-Teeth) (5.713" OD) 1996-Up	1	
710	41798LB	Gear, [F4A41 / F4A42] (Drive Transfer) (67-Teeth) (4.920" OD) 1996-Up	1	
710	41798K	Gear, [F4A51] (Drive Transfer) (70-Teeth) (5.595" OD) 1996-Up	1	
710	41798Q	Gear, [F5A51] (Drive Transfer) (75-Teeth) (6.290" OD) 2001-Up	1	
711	41780L	Retainer, [F4A41 / F4A42 / W4A42] (Drive Transfer Gear) (7-Bolt) (1.680" Thick) 1996-Up	1	
711	41780K	Retainer, [F4A51] (Drive Transfer Gear) (4-Bolt) (1.065" Thick) 1996-Up	1	

F4A41 / F4A42 / W4A42 / F4A51 / F5A51

ILL#	PART#	DESCRIPTION	QTY	REF #
		HARD PARTS (Cont)		
711	41780KA	Retainer, [F4A51 / F5A51] (Drive Transfer Gear) (8-Bolt) (1.800" Thick) 1996-Up	1	
712	41799L	Gear, [F4A41 / F4A42 / W4A42] (Driven Transfer) (47-Teeth) (No Groove) 1996-Up	1	
712	41799LA	Gear, [F4A41 / F4A42 / W4A42] (Driven Transfer) (75-Teeth) (No Groove) 1996-Up	1	
712	41799LB	Gear, [F4A41 / F4A42 / W4A42] (Driven Transfer) (75-Teeth) (1-Groove) 1996-Up	1	
712	41799K	Gear, [F4A51] (Driven Transfer) (83-Teeth) (No Groove) 1996-Up	1	
712	41799Q	Gear, [F5A51] (Driven Transfer) (89-Teeth) (No Groove) (With Planet Ring Gear) (With 2-Cup Races #280 & Snap Ring #899) 2001-Up	1	
715	41792L	Differential Assembly, [F4A41 / F4A42] (65-Teeth Ring Gear) (Ball Bearings) (36-Teeth Speed-O) (8-Bolt) 1996-Up	1	
715	41792LA	Differential Assembly, [F4A41 / F4A42] (65-Teeth Ring Gear) (1-Groove) (20-Tapered Roller Bearing) (36-Teeth Speed-O Gear) (1.125"ID Axle Hub) (8-Bolt) 1996-Up	1	
715	41792LB	Differential Assembly, [F4A41 / F4A42] (65-Teeth Ring Gear) (No Groove) (17-Roller Tapered Bearing) (36-Teeth Speed-O Gear) (1.043"ID Axle Hub) (8-Bolt) 1996-Up	1	
715	41792LC	Differential Assembly, [F4A41 / F4A42] (63-Teeth Ring Gear) (3-Grooves) (Tapered Bearing) (36-Teeth Speed-O Gear) (8-Bolt) 1996-Up	1	
715	41792LD	Differential Assembly, [F4A41 / F4A42] (64-Teeth Ring Gear) (3-Grooves) (Tapered Bearing) (36-Teeth Speed-O Gear) (8-Bolt) (1.043"ID Axle Hole) 1996-Up	1	
715	41792LE	Differential Assembly, [F4A41 / F4A42] (64-Teeth Ring Gear) (3-Grooves) (Tapered Bearing) (36-Teeth Speed-O Gear) (8-Bolt) (1.250"ID Axle Hole) 1996-Up	1	
715	41792LF	Differential Assembly, [F4A41 / F4A42] (64-Teeth Ring Gear) (1-Groove) (20-Roller Tapered Bearing) (No Speed-O Gear) (8-Bolt) (1.250"ID Axle Hole) 1996-Up	1	
715	41792LG	Differential Assembly, [W4A42] (62-Teeth Ring Gear) (2-Grooves) (Tapered Bearing) (Plastic Speed-O Gear) (10-Bolt) 2001-Up	1	
715	41792K	Differential Assembly, [F4A51] (59-Teeth Ring Gear) (No Groove) (Tapered Bearing) (36-Teeth Speed-O Gear) (8-Bolt) 1996-Up	1	
715	41792KA	Differential Assembly, [F4A51] (59-Teeth Ring Gear) (No Groove) (Tapered Bearing) (No Speed-O Gear) (8-Bolt) 1996-Up	1	
715	41792KB	Differential Assembly, [F4A51] (63-Teeth Ring Gear) (1-Groove) (20-Roller Tapered Bearing) (No Speed-O Gear) (8-Bolt) 1996-Up	1	
715	41792KC	Differential Assembly, [F4A51] (63-Teeth Ring Gear) (1-Groove) (20-Roller Tapered Bearing) (36-Teeth Speed-O Gear) (8-Bolt) 1996-Up	1	
715	41792LH	Differential Assembly, [F4A41 / F4A42] (63-Teeth Ring Gear) (2-Grooves) (17-Roller Tapered Bearing) (36-Teeth Speed-O Gear) (8-Bolt) 1996-Up	1	
715	41792KD	Differential Assembly, [F4A51] (63-Teeth Ring Gear) (2-Grooves) (23-Roller Tapered Bearing) (No Speed-O Gear) (10-Bolt) 1996-Up	1	
715	41792Q	Differential Assembly, [F5A51] (59-Teeth Ring Gear) (No Groove) (Tapered Bearing) (36-Teeth Speed-O Gear) (10-Bolt) 2001-Up	1	
715	41792KE	Differential Assembly, [W4A51] (AWD) (61-Teeth Ring Gear) (2-Grooves) (29-Teeth Roller Tapered Bearing) (36-Teeth Speed-O Gear) (16-Bolt) 2001-Up	1	
715	41792LI	Differential Assembly, [F4A41 / F4A42] (56-Teeth Ring Gear) (No Groove) (17-Roller Tapered Bearing) (No Speed-O Gear) (1.043"ID Axle Hub) (8-Bolt) 1996-Up	1	
716	41791L	Differential Housing, [F4A41 / F4A42] (8-Bolt) (Ball Bearings) (36-Teeth Speed-O Gear) 1996-Up	1	
716	41791LA	Differential Housing, [F4A42 / F4A42 / F4A51] (8-Bolt) (20-Roller Tapered Bearings) (36-Teeth Speed-O Gear) (1.125"ID Axle Hub) 1996-Up	1	
716	41791LB	Differential Housing, [F4A41 / F4A42] (8-Bolt) (17-Roller Tapered Bearing) (36-Teeth Speed-O Gear) (1.043"ID Axle Hub) 1996-Up	1	
716	41791LF	Differential Housing, [F4A41 / F4A42] (8-Bolt) (20-Roller Tapered Bearing) (No Speed-O Gear) (1.250"ID Axle Hole) 1996-Up	1	
716	41791LG	Differential Housing, [W4A42] (10-Bolt) (Tapered Bearings) (36-Teeth Plastic Speed-O Gear) 2001-Up	1	
716	41791Q	Differential Housing, [F5A51] (10-Bolt) (Tapered Bearings) (36-Teeth Speed-O Gear) 2001-Up	1	
730	41795L	Pinion, [F4A41 / F4A42] (18-Teeth) (1-Groove) (8-1/4" Long) 1996-Up	1	
730	41795LA	Pinion, [F4A41 / F4A42] (19-Teeth) (1-Groove) (8-1/4" Long) 1996-Up	1	
730	41795LB	Pinion, [W4A42] (15-Teeth) (2-Grooves) (8-1/4" Long) 2001-Up	1	

F4A41 / F4A42 / W4A42 / F4A51 / F5A51

ILL#	PART#	DESCRIPTION	QTY	REF #
		HARD PARTS (Cont)		
730	41795K	Pinion, [F4A51] (21-Teeth) (1-Groove) (8-1/2" Long) 1996-Up	1	
730	41795KA	Pinion, [F4A51] (20-Teeth) (2-Grooves) (8-1/2" Long) 1996-Up	1	
730	41795Q	Pinion, [F5A51] (21-Teeth) (No Groove) (3" Long) 2001-Up	1	
730	41795KB	Pinion, [W4A51] (AWD) (21-Teeth) (2-Grooves) (8-1/2" Long) 2001-Up	1	
735	41121L	Housing, [F4A41 / F4A42] (Pinion) (4-Bolt) (Aluminum) (9-Spokes) 1996-Up	1	
735	41121LA	Housing, [W4A42] (Pinion) (4-Bolt) (Aluminum) (15-Spokes) 2001-Up	1	
735	41121K	Housing, [F4A51] (4-Bolt) (Aluminum) (10-Spokes) 1996-Up	1	
736	41702L	Cover, [F4A41 / F4A42 / F4A51 / W4A42] (Pinion Nut) (Bonded) (2.255"OD) 1996-Up	1	
		VALVE BODIES (REBUILT)		
740	MH-6420	Valve Body, [F4A41 / F4A42 / W4A42] (5-Solenoids)	1	
		VALVE BODIES		
740	41892L	Valve Body, [F4A41 / F4A42 / W4A42] (5-Solenoids With Plastic Snouts) 1996-10/2004	1	
740	41892LA	Valve Body, [F4A41 / F4A42 / F4A51 / W4A42] (5-Solenoids With Metal Snouts) 1996-10/2004	1	
740	41892Q	Valve Body, [F5A51] (6-Solenoids) 2001-10/2004	1	
		VALVE BODY COMPONENTS		
	41954-01K	Pressure Regulator Valve, [F4A41 / F4A42 / F4A51 / F5A51] (Oversize) (*Requires: F-41954-TL & VB-FIX) (Includes: 1-Oversized Valve)	1	Sonnax
	41954-03K	Valve & Sleeve, TCC Control, [F4A41 / F4A42 / F4A51 / F5A51] (Includes: TCC Control Valve, TCC Control Sleeve, & O-Ring)	1	Sonnax
	41954-06K	Valve & Sleeve, Pressure Control, [F4A41 / F4A42 / F4A51 / F5A51] (2nd & Overdrive) (No Orifice) (Includes: Pressure Control Valve, Pressure Control Sleeve, & O-Ring)	1	Sonnax
	41954-07K	Valve & Sleeve, Pressure Control, [F4A41 / F4A42 / F4A51 / F5A51] (Low / Reverse & Underdrive) (With Orifice) (Includes: Pressure Control Valve, Pressure Control Sleeve, & O-Ring)	1	Sonnax
		HARD PARTS (Cont)		
750	41703L	Bell Housing, [F4A41] (3-1/2" Top Bolts) (Starter at 4:00) (Cast # F4A42 Below Speed-O) 1996-Up	1	
750	41703LA	Bell Housing, [F4A42] (4-1/4" Top Bolts) (Starter at 5:00 & 11:00) (Cast # MD756902)	1	
750	41703LB	Bell Housing, [F4A41 / F4A42] (4-1/4" Top Bolts) (Starter at 1:00) (Cast # MD760815)	1	
750	41703LC	Bell Housing, [W4A42] (AWD) (4-1/4" Top Bolts) (Starter at 1:00) (Cast # MD762647)	1	
750	41703LD	Bell Housing, [F4A41 / F4A42] (5-1/8" Top Bolts) (Starter at 11:00) (Cast # F4A42 39600)	1	
750	41703K	Bell Housing, [F4A51] (3-1/2" Top Bolts) (Starter at 4:00) (Cast # MD759244)	1	
750	41703KA	Bell Housing, [W4A51] (AWD) (3-1/2" Top Bolts) (Starter at 4:00) (Cast # F5A5) (With 2.880"ID Axle Seal Hole) 2001-Up	1	
750	41703Q	Bell Housing, [F4A51] (3-1/2" Top Bolts) (Starter at 4:00) (Cast # 500278 by the Seal)	1	
750	41703QA	Bell Housing, [F5A51] (3-1/2" Top Bolts) (Starter at 4:00) (Cast # F5A51) 2001-Up	1	
759	41803L	Rear Cover, [F4A41 / F4A42 / W4A42] (12-Bolt) (Cast # F4A42 or 39001) 1996-Up	1	
759	41803LA	Rear Cover, [F4A41 / F4A42 / W4A42] (10-Bolt) (Cast # F4A42 or 500737) 1996-Up	1	
759	41803K	Rear Cover, [F4A51] (10-Bolt) (Cast # F4A41 or 500766) 1996-Up	1	
759	41803KA	Rear Cover, [F4A51] (12-Bolt) (Cast # 39303) 1996-Up	1	
759	41803Q	Rear Cover, [F5A51] (14-Bolt) (Cast # F5A51 or 39501) 2001-Up	1	
760	41701L	Case, [F4A41 / F4A42] (10-Bolt Rear Cover) (Spin on Filter) (*Specify 4 or 7 Bolt Retainer) 1996-Up	1	
760	41701LA	Case, [F4A41 / F4A42] (10-Bolt Rear Cover) (No Spin on Filter) (*Specify 4 or 7 Bolt Retainer) 1996-Up	1	
760	41701LB	Case, [F4A41 / F4A42] (12-Bolt Rear Cover) (No Spin on Filter) (*Specify 4 or 7 Bolt Retainer) 1996-Up	1	
760	41701LD	Case, [F4A41 / F4A42] (12-Bolt Rear Cover) (Spin on Filter) (*Specify 4 or 7 Bolt Retainer) 1996-Up	1	

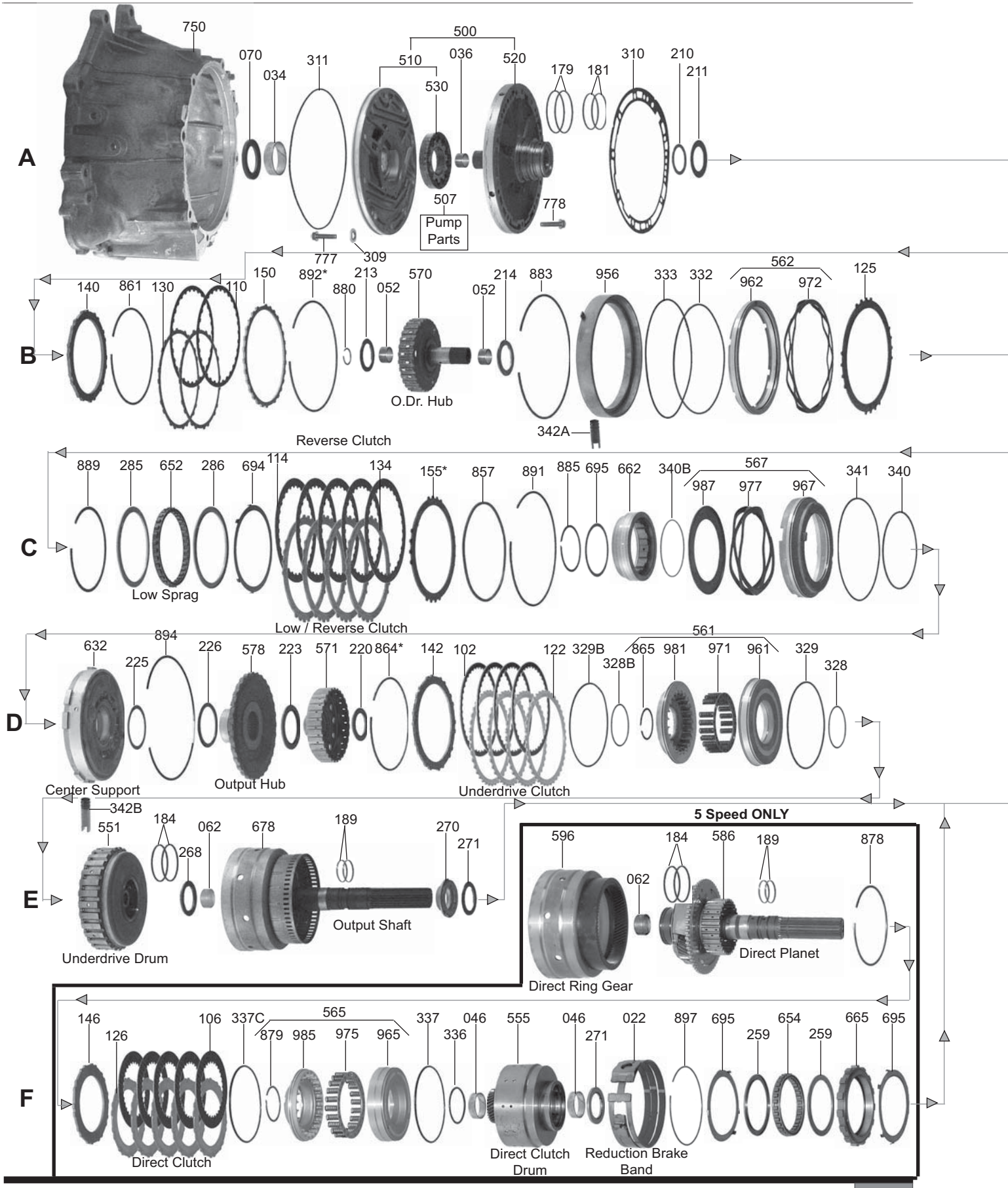
F4A41 / F4A42 / W4A42 / F4A51 / F5A51

ILL#	PART#	DESCRIPTION	QTY	REF #
		HARD PARTS (Cont)		
760	41701LC	Case, [W4A42] (10-Bolt Rear Cover) (No Spin on Filter) (Vented on Top) (*Specify 4 or 7 Bolt Retainer) 2001-Up	1	
760	41701K	Case, [F4A51] (10-Bolt Rear Cover) (Spin on Filter) (Rear Drain Plug) (4-Bolt Retainer) 1996-Up	1	
760	41701KA	Case, [F4A51] (10-Bolt Rear Cover) (No Spin on Filter) (Bottom Drain Plug) (Uses 8-Bolt Retainer #711) 1996-Up	1	
760	41701Q	Case, [F5A51] (14-Bolt Rear Cover) 2001-Up	1	
766	41801L	Pan, [F4A41 / F4A42] (Side) (1-7/8" Dipstick Tube) 1996-Up	1	4528339500
766	41801LA	Pan, [W4A42] (Side) (3-1/2" Dipstick Tube) 2001-Up	1	
766	41801K	Pan, [F4A51] (Side) (1" Dipstick Tube) 1996-Up	1	
766	41801Q	Pan, [F4A51] (Side) (3-1/2" Dipstick Tube) 1996-Up	1	
766	41801QA	Pan, [F5A51] (Side) (2-1/8" Dipstick Tube) 2001-Up	1	
774	41922D	Speed-O Housing, [F4A41 / F4A42 / F4A51 / W4A42 / F5A51] (25-Teeth Green Gear) (3-Prong Connector) 1996-Up	1	
774	41922E	Speed-O Housing, [F4A41 / F4A42 / F4A51 / W4A42 / W4A51] (26-Teeth Blue Gear) (3-Prong Connector) 1996-Up	1	
774	41922F	Speed-O Housing, [F4A41 / F4A42 / F4A51 / W4A42 / F5A51] (27-Teeth Black Gear) (3-Prong Connector) 1996-Up	1	
774	41922H	Speed-O Housing, [F4A41 / F4A42 / F4A51 / W4A42 / F5A51] (28-Teeth Beige Gear) (3-Prong Connector) 1996-Up	1	
774	41922I	Speed-O Housing, [F4A41 / F4A42 / F5A51 / W4A42 / F5A51] (29-Teeth Gear) (3-Prong Connector) 1996-Up	1	
774	41922J	Speed-O Housing, [F4A41 / F4A42 / F5A51 / W4A42 / F5A51] (30-Teeth Red Gear) (3-Prong Connector) 1996-Up	1	
774	41922K	Speed-O Housing, [F4A41 / F4A42 / F4A51 / W4A42 / F5A51] (31-Teeth Beige Gear) (3-Prong Connector) 1996-Up	1	
774	41922L	Speed-O Housing, [F4A41 / F4A42 / F4A51 / W4A42 / F5A51] (32-Teeth Gear) (3-Prong Connector) 1996-Up	1	
795	41948L	Nut, [F4A41 / F4A42 / W4A42] (Drive Transfer Gear) (4-Notches) (2.640"OD) 1996-Up	1	
795	41948K	Nut, [F4A51] (Drive Transfer Gear) (6-Point Hex Head) (2.755"OD) 1996-Up	1	
795	41948KA	Nut, [F4A51 / F5A51] (Drive Transfer Gear) (4-Notches) (2.755"OD) 1996-Up	1	
796	41948LA	Nut, [F4A41 / F4A42 / F4A51 / W4A42] (Pinion) (1.120"ID) (40mm) 1996-Up	1	
796	41948Q	Nut, [F5A51] (Pinion) (1.360"ID) (50mm) 2001-Up	1	
857	41620L	Wavy Ring, [F4A41 / F4A42 / W4A42] (Low / Reverse Clutch) (Spiral Type) (5.765"OD) 1996-Up	1	2741A007
857	41620LA	Wavy Ring, [F4A41 / F4A42 / W4A42] (Low / Reverse Clutch) (Solid Ring) (5.820"OD) 1996-Up	1	
857	41620	Wavy Ring, [F4A51 / F5A51] (Low / Reverse Clutch) (Spiral Type) (6-13/16"OD)	1	
857	41620A	Wavy Ring, [F4A51 / F5A51] (Low / Reverse Clutch) (Solid Ring) (6-13/16"OD)	1	
905	K41895Q	Servo Assembly, [F5A51] (Reduction Brake Band) 2001-Up	1	
	41954-02K	Accumulator Piston, [F4A41 / F4A42 / F4A51 / W4A42 / F5A51] (Dual Seal Aluminum Design) (*No Machining Required) (Includes: Piston, Teflon Guide Seal, & Viton D-Ring Seal) 1996-Up	1	Sonnax
925	41890L	Accumulator Assembly, [F4A41 / F4A42 / F4A51 / W4A42 / F5A51] (2nd Brake) (3-Pieces) 1996-Up	1	
930	41891Q	Accumulator Assembly, [F5A51] (Direct Clutch) (4-Pieces) 2001-Up	1	
935	41892L	Accumulator Assembly, [F4A41 / F4A42 / F4A51 / W4A42 / F5A51] (Overdrive) (2-Pieces) 1996-Up	1	
945	41893L	Accumulator Assembly, [F4A41 / F4A42 / F4A51 / W4A42 / F5A51] (Low / Reverse) (3-Pieces) 1996-Up	1	
950	41893L	Accumulator Assembly, [F4A41 / F4A42 / F4A51 / W4A42 / F5A51] (Underdrive) (3-Pieces) 1996-Up	1	
956	41658L	Housing, [F4A41 / F4A42 / W4A42] (2nd Brake Clutch Piston) (6-13/16"OD) 1996-Up	1	

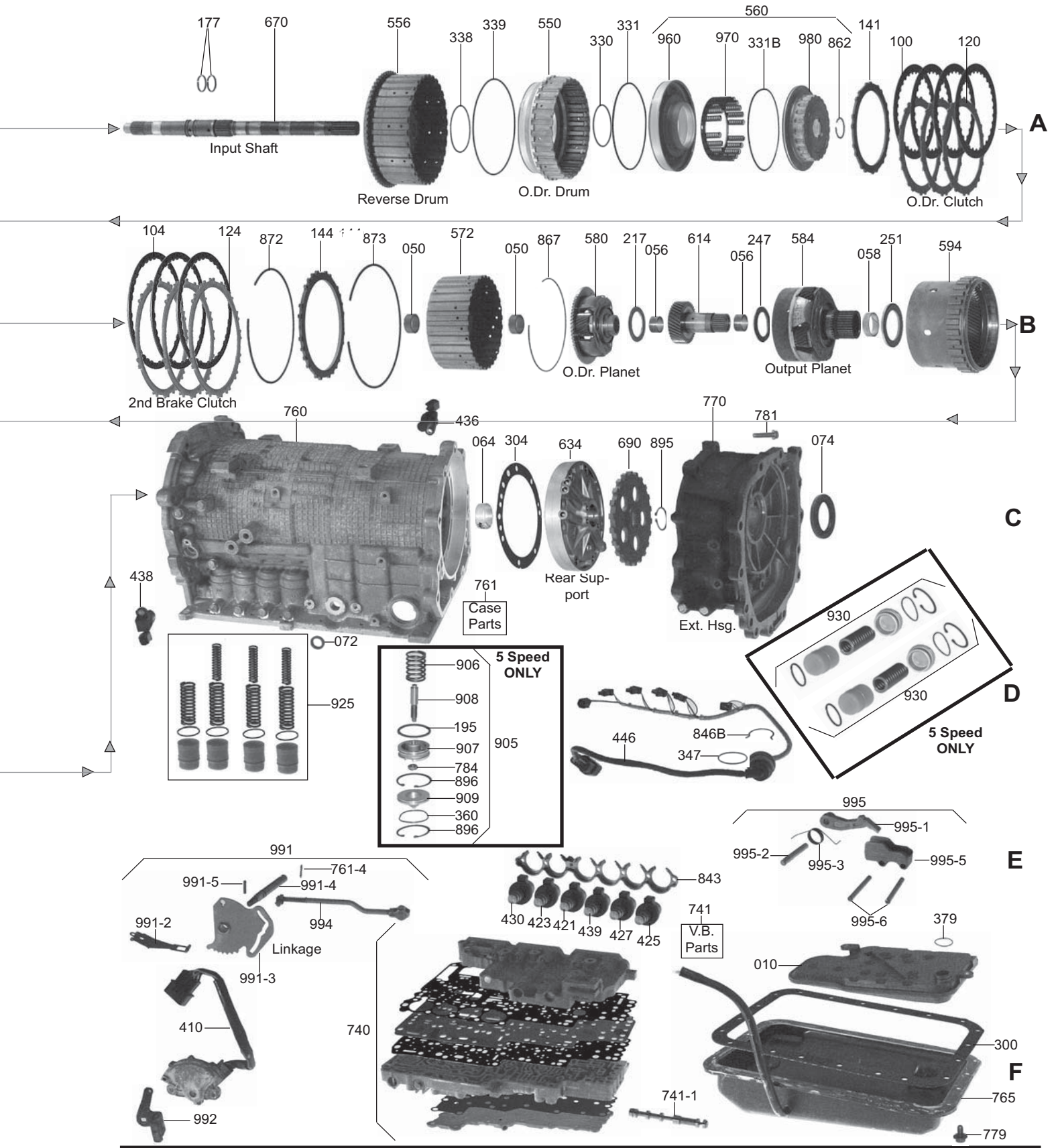
F4A41 / F4A42 / W4A42 / F4A51 / F5A51

ILL#	PART#	DESCRIPTION	QTY	REF #
		HARD PARTS (Cont)		
956	41658K	Housing, [F4A51 / F5A51] (2nd Brake Clutch Piston) (7-5/8"OD) 1996-Up	1	
960	41946L	Piston, [F4A41 / F4A42 / W4A42] (Overdrive Clutch) (Cast # 500747) 1996-Up	1	4545139500
960	41946K	Piston, [F4A51 / F5A51] (Overdrive Clutch) (Cast # 500754) 1996-Up	1	
961	41806L	Piston, [F4A41 / F4A42 / W4A42] (Underdrive Clutch) (5.357"OD) (Aluminum) 1996-Up	1	4552139500
961	41806K	Piston, [F4A51 / F5A51] (Underdrive Clutch) (5.672"OD) (Aluminum) 1996-Up	1	
962	41807L	Piston, [F4A41 / F4A42 / W4A42] (2nd Brake Clutch) (.690" Thick) (6-5/8"OD) 1996-Up	1	
962	41807K	Piston, [F4A51 / F5A51] (2nd Brake Clutch) (.655" Thick) (7-1/2"OD) 1996-Up	1	
962	41807KA	Piston, [F4A51 / F5A51] (2nd Brake Clutch) (.735" Thick) (7-1/2"OD) 1996-Up	1	
965	41808Q	Piston, [F5A51] (Direct Clutch) (Aluminum) (2.245"ID) 2001-Up	1	
967	41809K	Piston, [F4A41 / F4A42 / W4A42] (Low / Reverse Clutch) (6-3/16"OD) (.925" Thick at Edge) 1996-Up	1	
967	41809KA	Piston, [F4A41 / F4A42 / F4A51 / W4A42] (Low / Reverse Clutch) (6-3/16"OD) (1.015" Thick at Edge) 1996-Up	1	
967	41809L	Piston, [F4A51 / F5A51] (Low / Reverse Clutch) (7"OD) (.970" Thick at Edge) 1996-Up	1	
967	41809LA	Piston, [F4A51 / F5A51] (Low / Reverse Clutch) (7"OD) (.850" Thick at Edge) 1996-Up	1	
970	41970K	Return Spring, [F4A41 / F4A42 / W4A42] (Overdrive Clutch Piston) (18-Springs) 1996-Up	1	4544639500
970	41970L	Return Spring, [F4A51 / F5A51] (Overdrive Clutch Piston) (20-Springs) 1996-Up	1	
971	41972K	Springs, [F4A41 / F4A42 / W4A42] (Underdrive Clutch Return) (1.020" Thick) (18-Springs) 1996-Up	1	4541639500
971	41972L	Springs, [F4A51 / F5A51] (Underdrive Clutch Return) (1.150" Thick) (20-Springs) 1996-Up	1	
972	41973K	Return Spring, [F4A41 / F4A42 / W4A42] (2nd Brake Clutch) (6-13/16"OD) 1996-Up	1	
972	41973L	Return Spring, [F4A51 / F5A51] (2nd Brake Clutch) (7-5/8"OD) 1996-Up	1	
975	41971Q	Spring, [F5A51] (Direct Clutch Return) (20-Springs) 2001-Up	1	
977	41974K	Return Spring, [F4A41 / F4A42 / F4A51 / W4A42] (Low / Reverse Clutch) (5-1/2"OD) 1996-Up	1	
977	41974L	Return Spring, [F4A51 / F5A51] (Low / Reverse Clutch) (6-1/2"OD) 1996-Up	1	
980	41930K	Retainer, [F4A41 / F4A42 / W4A42] (Overdrive Clutch Spring) (Aluminum) (22-Spring Pockets) (4.95"OD) 1996-Up	1	4545239500
980	41930L	Retainer, [F4A51 / F5A51] (Overdrive Clutch Spring) (Aluminum) (22-Spring Pockets) (5.500"OD) 1996-Up	1	
981	41931K	Retainer, [F4A41 / F4A42 / W4A42] (Underdrive Clutch Spring) (Aluminum) (4.752"OD) 1996-Up	1	4552239500
981	41931L	Retainer, [F4A51 / F5A51] (Underdrive Clutch Spring) (Aluminum) (5.305"OD) 1996-Up	1	
985	41932Q	Retainer, [F5A51] (Direct Clutch Spring) (Aluminum) 2001-Up	1	
987	41933K	Retainer, [F4A41 / F4A42 / F4A51 / W4A42] (Low / Reverse Clutch Spring) (5-1/2"OD) 1996-Up	1	
987	41933L	Retainer, [F4A51 / F5A51] (Low / Reverse Clutch Spring) (6-1/2"OD) 1996-Up	1	
991	K41676K	Linkage Assembly, [F4A41 / F4A42 / W4A42] (Internal) (Rooster Comb has Cast #1) 1996-Up	1	
991	K41676L	Linkage Assembly, [F4A51 / F5A51] (Internal) (Rooster Comb has Cast #2) 1996-Up	1	
992	41675K	Shift Lever, [F4A41 / F4A42 / W4A42] (Cast #1) (No Weight) 1996-Up	1	
992	41675KA	Shift Lever, [F4A41 / F4A42 / W4A42] (Cast #9) (With Weight) 1996-Up	1	
992	41675L	Shift Lever, [F4A51] (Cast #8) (With Weight) 1996-Up	1	
992	41675Q	Shift Lever, [F5A51] (Cast #74) (No Weight) 2001-Up	1	
995	K41678K	Park Pawl Assembly, [F4A41 / F4A42 / W4A42] (Flat) (Uses a Spacer) (4-Pieces) 1996-Up	1	
995	K41678KA	Park Pawl Assembly, [F4A42] (Cast #60) (Uses a Spacer) (4-Pieces) 1996-Up	1	
995	K41678L	Park Pawl Assembly, [F4A51] (Flat) (Cast # 4A51) (Uses a Spacer) (4-Pieces) 1996-Up	1	
995	K41678Q	Park Pawl Assembly, [F5A51] (Offset) (No Spacer) (3-Pieces) 2001-Up	1	
999	K41679Q	Lube Tube, [F5A51] (Goes In Case) (With 2-Brackets) 2001-Up	1	

R4A51 / V4A51 / R5A51 / V5A51



R4A51 / V4A51 / R5A51 / V5A51



R4A51 / V4A51 / R5A51 / V5A51

ILL#	PART#	DESCRIPTION	QTY	REF #
		OVERHAUL KIT		
	K47900	Overhaul Kit, [R4A51 / V4A51 / R5A51 / V5A51] (RWD) (4x4) (4-Speed /1999-02) (5-Speed / 2001-Up)	1	
		MASTER L/STEELS KITS		
	DK4700-S	Master L/Steels Kit, [R4A51 / V4A51] (RWD) (4x4) (4-Speed /1999-02)	1	
	DK4700A-S	Master L/Steels Kit, [R5A51 / V5A51] (RWD) (4x4) (5-Speed / 2001-Up)	1	
		MASTER W/STEELS KITS		
	DK4700	Master W/Steels Kit, [R4A51 / V4A51] (RWD) (4x4) (4-Speed / 1999-02)	1	
	DK4700A	Master W/Steels Kit, [R5A51 / V5A51] (RWD) (4x4) (5-Speed / 2001-Up)	1	
		FILTERS		
010	47710	Filter, [R4A51 / V4A51 / R5A51 / V5A51] (RWD) (No Pick-Up Tube) (*For the Shallow Pan) 1998-Up	1	MR357710
010	47710A	Filter, [R4A51 / V4A51 / R5A51 / V5A51] (RWD) (With 1/2" Pick-Up Tube) (*For the Deep Pan) 2000-Up	1	46321-22040
		BAND		
022	47700	Band, [R5A51 / V5A51] (Reduction Brake) (1-1/2" Wide) 2001-Up (*Looks Like [4T60E] Forward)	1	MD762016
		BUSHINGS		
034	41005	Bushing, [R4A51 / V4A51 / R5A51 / V5A51] (Pump Body) 1999-Up	1	
036	47002	Bushing, [R4A51 / V4A51 / R5A51 / V5A51] (Stator) (Front) (.875"ID) 1999-Up	1	
046	41003	Bushing, [R5A51 / V5A51] (Direct Clutch Drum) (Front & Rear) (1.459"ID) 2001-Up	2	
050	47013	Bushing, [R4A51 / V4A51 / R5A51 / V5A51] (2nd Brake Hub) (Front & Rear) 1999-Up	2	
052	47006	Bushing, [R4A51 / V4A51 / R5A51 / V5A51] (Overdrive Hub) (Front & Rear) (.810"ID) 1999-Up	2	
056	47007	Bushing, [R4A51 / V4A51 / R5A51 / V5A51] (Output Sun Gear) (Front & Rear) (.800"ID) 1999-Up	2	
058	47008	Bushing, [R4A51 / V4A51 / R5A51 / V5A51] (Output Planet) (Rear) (1.300"ID) 1999-Up	1	
062	47018	Bushing, [R4A51 / V4A51 / R5A51 / V5A51] (Output Shaft) (Front) (1.105"ID) 1999-Up	1	
064	47023	Bushing, [R4A51 / V4A51] (Rear Support) (1.440"ID) 1999-02	1	
		METAL CLAD SEALS		
070	42151	Seal, [R4A51 / V4A51 / R5A51 / V5A51] (Front) (Pump) 1999-Up	1	
074	67853	Seal, [R4A51] (4-Speed) (RWD) (2WD) (Extension Housing) 1999-02	1	
074	47157	Seal, [V4A51 / V5A51] (4x4) (Extension Housing) (Adapter) (1.715"ID) (2.700"OD) 1999-Up	1	
		FRICTION CLUTCHES		
100	41109A	Friction, [R4A51 / V4A51 / R5A51 / V5A51] (Overdrive Clutch) (.067") (30-Teeth) (5.82"OD) 1999-Up	4	45525-39501
102	41110A	Friction, [R4A51 / V4A51 / R5A51 / V5A51] (Underdrive Clutch) (.067") (30-Teeth) (5.82"OD) 1999-Up	4	45422-39501
104	41107A	Friction, [R4A51 / V4A51 / R5A51 / V5A51] (2nd Brake Clutch) (.067") (30-Teeth) (7.03"OD) 1999-Up	4	45625-39500
106	41111	Friction, [R5A51 / V5A51] (Direct Clutch) (.072") (30-Teeth) (4.802"OD) (Flat) 2001-Up	3-5	
110	41106A	Friction, [R4A51 / V4A51 / R5A51 / V5A51] (Reverse Clutch) (.067") (30-Teeth) (6.53"OD) 99-Up	2	45445-39500
114	41108A	Friction, [R4A51 / V4A51 / R5A51 / V5A51] (Low / Reverse Clutch) (.067") (30-Teeth) (7.03"OD) 1999-Up	5-6	45632-39500
	K47100	Friction Module, [R4A51 / V4A51] 1999-02	1	
	K47100A	Friction Module, [R5A51 / V5A51] 2001-Up	1	
		STEEL CLUTCHES		
120	41116A	Steel, [R4A51 / V4A51 / R5A51 / V5A51] (Overdrive Clutch) (.099") (20-Teeth) (4.855"ID) 1999-Up	3	45423-39700
122	41117A	Steel, [R4A51 / V4A51 / R5A51 / V5A51] (Underdrive Clutch) (.071") (20-Teeth) 1999-Up	4	45527-39500
124	41114F	Steel, [R4A51 / V4A51 / R5A51 / V5A51] (2nd Brake Clutch) (.153") (16-Teeth) (6.044"ID) 99-Up	3	
126	41118	Steel, [R5A51 / V5A51] (Direct Clutch) (.099") (20-Teeth) (3.475"ID) 2001-Up	3-4	

R4A51 / V4A51 / R5A51 / V5A51

ILL#	PART#	DESCRIPTION	QTY	REF #
		STEEL CLUTCHES (Cont)		
130	41113A	Steel, [R4A51 / V4A51 / R5A51 / V5A51] (Reverse Clutch) (.071) (20-Teeth) (6.040"ID) 1999-Up	2	
134	41115A	Steel, [R4A51 / V4A51 / R5A51 / V5A51] (Low / Reverse Clutch) (.039") (16-Teeth) (6-1/4"OD) 1999-Up	4-5	
	K47110	Steel Module, [R4A51 / V4A51] 1999-02	1	
	K47110A	Steel Module, [R5A51 / V5A51] 2001-Up	1	
		PRESSURE PLATES		
140	41123	Pressure Plate, [R4A51 / V4A51 / R5A51 / V5A51] (Overdrive Clutch) (.157") (20-Teeth) (4.855"ID)	1	
141	41123	Apply Plate, [R4A51 / V4A51 / R5A51 / V5A51] (Overdrive Clutch) (.157") (20-Teeth) (4.855"ID)	1	
141	41116A	Apply Plate, [R4A51 / V4A51 / R5A51 / V5A51] (Overdrive Clutch) (.099") (20-Teeth) (4.855"ID)	1	
142	41123	Pressure Plate, [R4A51 / V4A51 / R5A51 / V5A51] (Underdrive Clutch) (.157") (20-Teeth) (4.855"ID)	1	
144	41125A-H	Pressure Plate, [R4A51 / V4A51 / R5A51 / V5A51] (2nd Brake Clutch) (Reverse) (.063" - .118") (20-Teeth) 1999-Up	1	
146	41118A	Pressure Plate, [R5A51 / V5A51] (Direct Clutch) (.160") (20-Teeth) (3.475"ID) 2001-Up	1	
150	41128	Pressure Plate, [R4A51 / V4A51 / R5A51 / V5A51] (Reverse Clutch) (.158") (28-Teeth) (3.035"ID) 1999-Up	1	
155	47155A	Pressure Plate, [R4A51 / V4A51 / R5A51 / V5A51] (Low / Reverse Clutch) (Selective) (16-Teeth) (6.032"ID) 1999-Up	1	
		SEALING RINGS		
	K47903	Ring Kit, [R4A51 / V4A51 / R5A51 / V5A51] 1999-Up	1	
177	41303	Ring, [R4A51 / V4A51 / R5A51 / V5A51] (Input Shaft) (Teflon) 1999-Up	2	MD722551
179	41300	Ring, [R4A51 / V4A51 / R5A51 / V5A51] (Stator) (Front) (2.770"OD) (Metal) 1999-Up	2	MD760147
181	41301	Ring, [R4A51 / V4A51 / R5A51 / V5A51] (Stator) (Rear) (2.335"OD) (Metal) 1999-Up	2	MD760146
184	47307	Ring, [R4A51 / V4A51 / R5A51 / V5A51] (Underdrive Clutch Drum) (Teflon) 1999-Up	2	MR246865
189	47308	Ring, [R4A51 / V4A51] (Output Shaft to Rear Support) (Metal) 1999-02	2	MD707520
189	47305	Ring, [R5A51 / V5A51] (Direct Drum to Rear Support) (Metal) 2001-Up	2	MR232183
195	47306	Ring, [R5A51 / V5A51] (Reduction Brake Band Servo) (Teflon) 2001-Up	1	MD758998
		WASHERS & BEARINGS		
210	47422	Race, [R4A51 / V4A51 / R5A51 / V5A51] (Stator to Reverse Drum) (* Selective .063" - .102") 1999-Up	1	
211	47415	Bearing With 1-Race, [R4A51 / V4A51 / R5A51 / V5A51] (Stator to Reverse Drum) 1999-Up	1	
213	47420	Bearing W/Races, [R4A51 / V4A51 / R5A51 / V5A51] (Reverse Drum to Overdrive Hub) (.161" Thick) (2.240"OD) (.152"ID) 1999-Up	1	
214	47420	Bearing W/Races, [R4A51 / V4A51 / R5A51 / V5A51] (Overdrive Hub to 2nd Brake Hub) (.161" Thick) (2.240"OD) (.152"ID) 1999-Up	1	
217	47416	Bearing With 1-Race, [R4A51 / V4A51 / R5A51 / V5A51] (Overdrive Planet to Output Sun Gear) 1999-Up	1	
220	47417	Bearing W/Races, [R4A51 / V4A51 / R5A51 / V5A51] (Underdrive Clutch Hub to Underdrive Clutch Drum) (2.130") 1999-Up	1	
223	47418	Bearing W/Races, [R4A51 / V4A51 / R5A51 / V5A51] (Output Hub to Underdrive Hub) (2.825"OD) 1999-Up	1	
225	47441	Race, [R4A51 / V4A51 / R5A51 / V5A51] (Center Support to Output Hub) (.071" Thick) (2.870"OD) 1999-Up	1	
226	47419	Bearing With 1-Race, [R4A51 / V4A51 / R5A51 / V5A51] (Center Support to Output Hub) (2.807"OD) 1999-Up	1	
251	47421	Bearing W/Races, [R4A51 / V4A51 / R5A51 / V5A51] (Output Planet to Support) (1.925"ID) (2.75"OD) 1999-Up	1	
268	47422	Bearing W/Races, [R4A51 / V4A51 / R5A51 / V5A51] (Underdrive Drum to Output Shaft) 1999-Up	1	
270	47443	Race, [R4A51 / V4A51] (Output Shaft) (Rear) (Top Hat Type) 1999-02	1	
271	47423	Bearing W/Races, [R4A51 / V4A51] (Output Shaft) (Rear) 1999-02	1	

R4A51 / V4A51 / R5A51 / V5A51

ILL#	PART#	DESCRIPTION	QTY	REF #
		WASHERS & BEARING (Cont)		
271	47423A	Bearing W/Races, [R5A51 / V5A51] (Direct Clutch Drum to Rear Support) 2001-Up	1	
		GASKETS & RUBBER COMPONENTS		
300	47500	Gasket, [R4A51 / V4A51 / R5A51 / V5A51] (Bottom Pan) (4 & 5 Speed) 1999-Up	1	
300	47500D	Gasket, [R4A51 / V4A51 / R5A51 / V5A51] (Bottom Pan) (4 & 5 Speed) 1999-Up (Fiber) (Duraprene)	1	
304	47515	Gasket, [R4A51 / V4A51 / R5A51 / V5A51] (Case to Rear Support) 1999-Up	1	
310	47503	Gasket, [R4A51 / V4A51 / R5A51 / V5A51] (Pump) (4 & 5 Speed) 1999-Up	1	MR195630
311	47522	O-Ring, [R4A51 / V4A51 / R5A51 / V5A51] (Pump Body) 1999-Up	1	MR176814
309	47777	Washer/Seal, [R4A51 / V4A51 / R5A51 / V5A51] (Pump Bolt) (*Takes 10) 1999-Up	10	
347	41545	O-Ring, [R4A51 / V4A51 / R5A51 / V5A51] (Case Connector) 1999-Up	1	MD622022
379	41560	O-Ring, [R4A51 / V4A51 / R5A51 / V5A51] (Filter) 1999-Up	1	MD622023
		ELECTRICAL COMPONENTS		
410	47991	Switch, [R4A51 / V4A51 / V5A51] (PRNDL) (2-Bolt) (10-Prong) 1999-Up	1	
	MS-KMV4A51	Solenoid Master Kit, [V4A51] (Shifts, Lock-up, TCC & EPC) 2001-Up	1	
421, 430, 439	41954	Solenoid, [R4A51 / V4A51 / R5A51 / V5A51] (TCC, Overdrive, Underdrive, Second, & Low / Reverse)	5-6	
436	41955	Sensor, [R4A51 / V4A51 / R5A51 / V5A51] (VSS) (Output Speed) 1999-Up	1	
438	41956	Sensor, [R4A51 / V4A51 / R5A51 / V5A51] (VSS) (Input Speed) 2000-Up	1	
446	47995	Wire Harness, [R4A51 / V4A51] (Internal / External) (9-Prong Case Connector, (3) 2-Wire Connectors, & (3) 3-Wire Connectors) (37" Long) 1999-02	1	MD759164
446	47995A	Wire Harness, [R5A51 / V5A51] (Internal / External) (10-Prong Case Connector, (3) 2-Wire Connectors, & (2) 3-Wire Connectors) (31" Long) 2001-Up	1	MD518300
		HARD PARTS		
500	47912	Pump, [R4A51 / V4A51 / R5A51 / V5A51] (Complete) (Aluminum) (With Bushing in Body) 99-Up	1	
500	47912A	Pump, [R4A51 / V4A51 / R5A51 / V5A51] (Complete) (Aluminum) (No Bushing in Body) 1999-Up	1	
510	47910	Body W/Gears, [R4A51 / V4A51 / R5A51 / V5A51] (Pump) (Aluminum) (Bushing Type) 1999-Up	1	
510	47910A	Body W/Gears, [R4A51 / V4A51 / R5A51 / V5A51] (Pump) (Aluminum) (No Bushing Type) 1999-Up	1	
520	47911	Stator, [R4A51 / V4A51 / R5A51 / V5A51] (Pump) (Aluminum) (4-Rings) 1999-Up	1	
		PUMP COMPONENTS		
530	K47201	Pump Gear Set, [R4A51 / V4A51 / R5A51 / V5A51] (13-Outer Teeth) (11-Inner Teeth) (.531" Thick) (3.592"OD) 1999-Up	1	
		HARD PARTS (Cont)		
550	47926	Drum, [R4A51 / V4A51 / R5A51 / V5A51] (Overdrive) (Aluminum) (4 & 5 Clutch) 1999-Up	1	
551	47836	Drum, [R4A51 / V4A51 / R5A51 / V5A51] (Underdrive Clutch) (4 Clutch) (Stamped Steel) 1999-Up	1	
555	47716	Drum, [R5A51 / V5A51] (Direct Clutch) (5 Clutch) (With 32-Teeth Sun Gear) (1-Groove) 01-Up	1	
556	47830	Drum, [R4A51 / V4A51 / R5A51 / V5A51] (Reverse Clutch) (Stamped Steel) (With 60-Teeth Pick-up) (3.260" Tall) (Uses 30-Teeth Steels) 1999-Up	1	
570	47842	Hub, [R4A51 / V4A51 / R5A51 / V5A51] (Overdrive Clutch) (30-Teeth) (1.080"OD Neck) 1999-Up	1	
571	47915	Hub, [R4A51 / V4A51 / R5A51 / V5A51] (Underdrive Clutch) (30-Teeth) 1999-Up	1	
572	47952	Hub, [R4A51 / V4A51 / R5A51 / V5A51] (2nd Brake Clutch) (With 25-Teeth Sun Gear) 1999-Up	1	
578	47733	Hub, [R4A51 / V4A51 / R5A51 / V5A51] (Output) (30-Outer Lugs) (6-5/8"OD) 1999-Up	1	
580	47748	Planet, [R4A51 / V4A51 / R5A51 / V5A51] (Overdrive) (3 Gear) (Steel) (21-Teeth Pinion Gears) (No Groove) 1999-Up	1	
584	47747	Planet, [R4A51 / V4A51] (Output) (4 Gear) (Steel) (17-Teeth Pinions) (3-Grooves) 1999-02	1	
584	K47747	Planet Set, [R4A51 / V4A51] (Comes with # 572, 580, 584, 594, & 614) 1999-Up	1	
584	47747A	Planet, [R5A51 / V5A51] (Output) (4 Gear) (Steel) (15-Teeth Pinions) (1-Groove) 2001-Up	1	

R4A51 / V4A51 / R5A51 / V5A51

ILL#	PART#	DESCRIPTION	QTY	REF #
		HARD PARTS (Cont)		
586	47749	Planet, [V5A51] (With Output Shaft) (4x4) (Direct) (3 Gear) (21-Teeth Pinions) (1-Groove) (10-3/4") 2001-Up	1	
594	47737	Ring Gear, [R4A51 / V4A51 / R5A51 / V5A51] (Output Planet) (70-Teeth) (No Groove) (30-Park Lugs) (6-Holes) (Comes With Low Sprag # 652, 285, & 694) 1999-Up	1	
596	47738	Ring Gear, [R5A51 / V5A51] (Direct Planet) (78-Teeth) (No Groove) 2001-Up	1	
614	47734	Sun Gear, [R4A51 / V4A51] (Output Planet) (38-Teeth) (No Groove) 1999-02	1	
614	47734A	Sun Gear, [R5A51 / V5A51] (Output Planet) (42-Teeth) (No Groove) 2001-Up	1	
632	47797	Center Support, [R4A51 / V4A51 / R5A51 / V5A51] (Aluminum) (8-Outer Lugs) 1999-Up	1	
634	47797A	Support, [R4A51 / V4A51] (Rear Case) (Aluminum) (With Bushing) 1999-02	1	
634	47797B	Support, [R5A51 / V5A51] (Direct Drum) (Aluminum) (No Bushing) (With Ring Tower) 2001-Up	1	
		SPRAGS & ONE WAY CLUTCHES		
652	47727	Sprag, [R4A51 / V4A51 / R5A51 / V5A51] (Low) (With 2-End Caps) (32-Lugs) 1999-Up	1	
654	47726	Sprag W/End Caps, [R5A51 / V5A51] (Rear) (32-Lugs) 2001-Up	1	
662	47942	Inner Race, [R4A51 / V4A51 / R5A51 / V5A51] (Low Sprag) (11-Inner Lugs) 1999-Up	1	
665	41943Q	Outer Race, [R5A51 / V5A51] (Rear Sprag) (15-Outer Lugs) 2001-Up	1	
		HARD PARTS (Cont)		
670	47851	Shaft, [R4A51 / V4A51 / R5A51 / V5A51] (Input) (14-5/8" Long) 1999-Up	1	
678	47858	Shaft, [R4A51] (Output) (2WD) (With Tin Reluctor) 1999-02	1	
678	47858A	Shaft, [V4A51] (Output) (4x4) (With Tin Reluctor) (12-1/4" Long) 1999-02	1	
690	47690	Parking Gear, [R4A51 / V4A51 / R5A51 / V5A51] (22-Lugs) (23-Splines) 1999-Up	1	
694	41641A	Retainer, [R4A51 / V4A51 / R5A51 / V5A51] (Low Sprag) (6-Legs) (.024" Thick) 1999-Up	1	
695	41641S	Shim, [R4A51 / V4A51 / R5A51 / V5A51] (Under Low Sprag Snap Ring) (.040") 1999-Up	1	
695	41642Q	Retainer, [R5A51 / V5A51] (Rear Sprag) (Both Sides) (6-Legs) 2001-Up	1	
740	47754	Valve Body, [R4A51 / V4A51] (5-Solenoids) (Cast # 991228) 1999-02	1	
740	47754A	Valve Body, [R5A51 / V5A51] (6-Solenoids) (Cast # 991222) 2001-Up	1	
		VALVE BODY COMPONENTS		
741	47683	Manual Valve, [R4A51 / V4A51 / R5A51 / V5A51] (4-9/16" Long) 1999-Up	1	
	41954-01K	Pressure Regulator Valve, [R4A51 / V4A51 / R5A51 / V5A51] (Oversize) (*Requires: F-41954-TL & VB-FIX) (Includes: 1-Oversized Valve)	1	Sonnax
	41954-03K	Valve & Sleeve, [R4A51 / V4A51 / R5A51 / V5A51] (TCC Control) (Includes: TCC Control Valve, TCC Control Sleeve, & O-Ring)	1	Sonnax
	41954-06K	Valve & Sleeve, [R4A51 / V4A51 / R5A51 / V5A51] (Pressure Control) (2nd & Overdrive) (No Orifice) (Includes: Pressure Control Valve, Pressure Control Sleeve, & O-Ring)	1	Sonnax
	41954-07K	Valve & Sleeve, [R4A51 / V4A51 / R5A51 / V5A51] (Pressure Control) (Low / Reverse & Underdrive) (With Orifice) (Includes: Pressure Control Valve, Pressure Control Sleeve, & O-Ring)	1	Sonnax
		HARD PARTS (Cont)		
750	47703	Bell Housing, [R4A51 / V4A51 / R5A51 / V5A51] (Top Bolts 3-1/2") (Starter at 4 & 8:00) (Cast # 500911) 1999-Up	1	
760	47701	Case, [R4A51 / V4A51] (2WD) & (4x4) (Cast # R4A51 or V4A51) 1999-02	1	
760	47701A	Case, [R5A51 / V5A51] (2WD) & (4x4) (Cast # R5A51 or V5A51) 2001-Up	1	
765	47801	Pan, [R4A51 / V4A51 / R5A51 / V5A51] (Bottom) (3-1/2" on Deep End) (With 11" Filler Tube & Drain Plug)	1	
770	47704A	Extension Housing, [V4A51 / V5A51] (4x4) (Aluminum) (4-3/16" Thick) (Cast # 500 949) 1999-Up	1	
770	47704B	Extension Housing, [V5A51] (4x4) (Cast # 500952) 2001-Up	1	
770	47704	Extension Housing, [R4A51 / R5A51] (2WD) 8061997-Up	1	
857	47620	Cushion, [R4A51 / V5A51 / R5A51 / V5A51] (Low / Reverse Clutch) (.125") (Waved) 1999-Up	1	
905	K47895	Servo Assembly, [R5A51 / V5A51] (Reduction Brake Band) 2001-Up	1	
906	47891	Spring, [R5A51 / V5A51] (Reduction Brake Servo) (1.150"OD) (1.650" Long) 2001-Up	1	
907	47892	Piston, [R5A51 / V5A51] (Reduction Brake Band Servo) (Aluminum) (1.919"OD) 2001-Up	1	

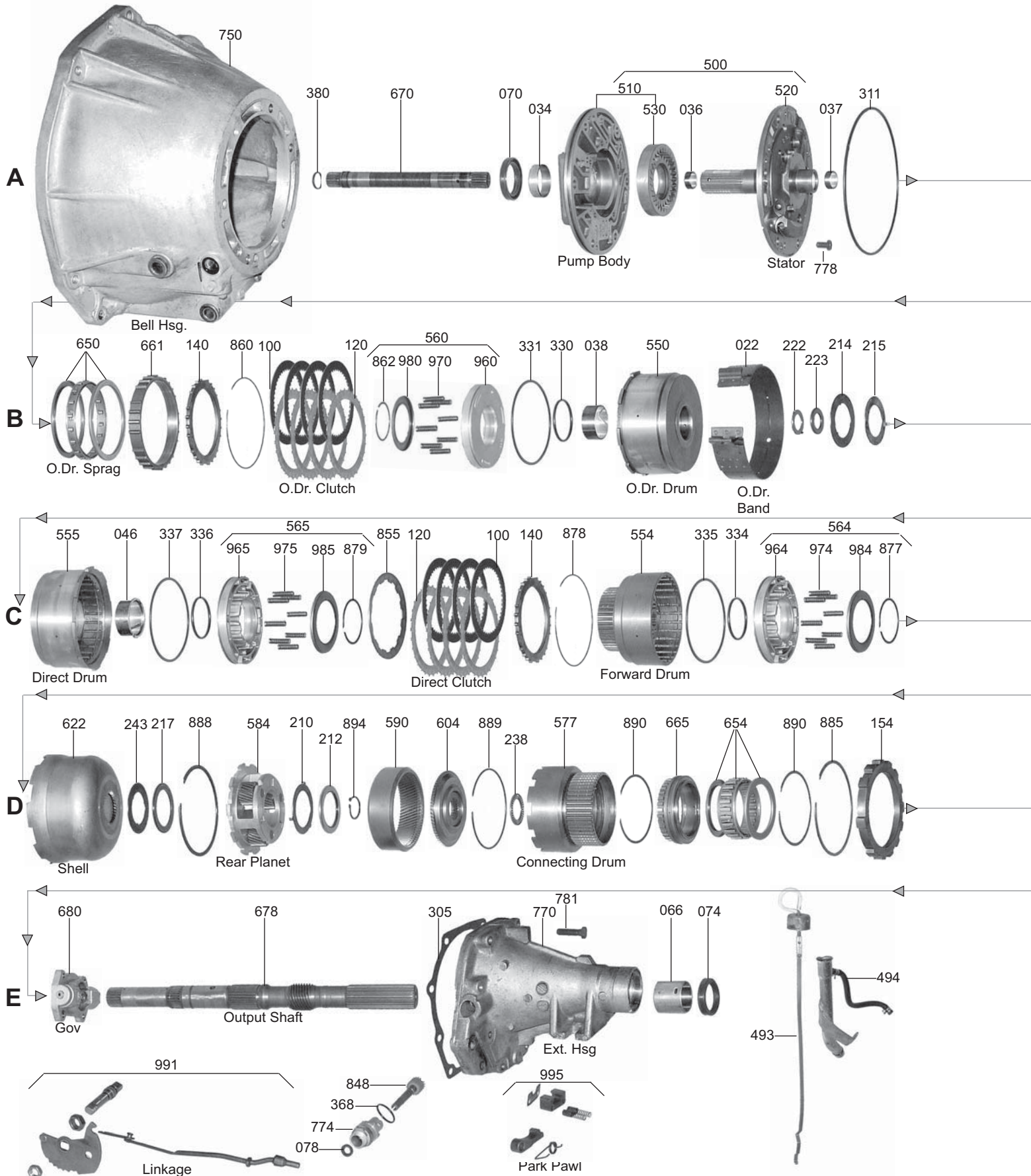
R4A51 / V4A51 / R5A51 / V5A51

ILL#	PART#	DESCRIPTION	QTY	REF #
		HARD PARTS (Cont)		
908	47893	Pin, [R5A51 / V5A51] (Reduction Brake Band Servo) (2.585" Long) (With Threads) 2001-Up	1	
909	47894	Cover, [R5A51 / V5A51] (Reduction Brake Band Servo) (Aluminum) (1.965"OD) 2001-Up	1	
	41954-02K	Accumulator Piston, [R4A51 / V4A51 / R5A51 / V5A51] (Dual Seal Aluminum Design) (*No Machining Required) (Includes: Piston, Teflon Guide Seal & Viton D-Ring Seal) 1997-Up	1	Sonnax
925	K47890	Accumulator Assembly, [R4A51 / V4A51 / R5A51 / V5A51] (4 Accumulator Under Valve Body) 1999-Up	1	
930	K47890A	Accumulator Assembly, [R5A51 / V5A51] (2 Accumulator in the Side of the Case) 2001-Up	1	
956	47650	Housing, [R4A51 / V4A51 / R5A51 / V5A51] (2nd Brake Piston) (Tin) (With 1-Outer Tab) (7-11/16"OD) 1999-Up	1	
960	47806	Piston, [R4A51 / V4A51 / R5A51 / V5A51] (Overdrive Clutch) (Aluminum) (5.790"OD) 1999-Up	1	
961	47807	Piston, [R4A51 / V4A51 / R5A51 / V5A51] (Underdrive Clutch) (Aluminum) 1999-Up	1	
962	47808	Piston, [R4A51 / V4A51 / R5A51 / V5A51] (2nd Brake Clutch) (Aluminum) (7-1/2"OD) (.752" Thick) 1999-Up	1	
965	47809	Piston, [R5A51 / V5A51] (Direct Clutch) (Aluminum) (4.844"OD) 2001-Up	1	
967	47810	Piston, R4A51 / V4A51 / R5A51 / V5A51] (Low / Reverse Clutch) (Aluminum) (With 4-Notches & 1-Guide Pin) 1999-Up	1	
970	47970	Spring, [R4A51 / V4A51 / R5A51 / V5A51] (Overdrive Clutch Return) (20-Springs) 1999-Up	1	
971	47970	Spring, [R4A51 / V4A51 / R5A51 / V5A51] (Underdrive Clutch Return) (20-Springs) 1999-Up	1	
972	47811	Spring, [R4A51 / V4A51 / R5A51 / V5A51] (2nd Brake Clutch Return) (Spiral Type) 1999-Up	1	
975	47971	Spring, [R5A51 / V5A51] (Direct Clutch Return) (20-Springs) 2001-Up	1	
977	47812	Spring, [R4A51 / V4A51 / R5A51 / V5A51] (Low / Reverse Clutch Return) (Spiral Type) 1999-Up	1	
980	47930	Retainer, [R4A51 / V4A51 / R5A51 / V5A51] (Overdrive Clutch Spring) (Aluminum) 1999-Up	1	
981	47931	Retainer, [R4A51 / V4A51 / R5A51 / V5A51] (Underdrive Clutch Spring) (Aluminum) 1999-Up	1	
985	47932	Retainer, [R5A51 / V5A51] (Direct Clutch Spring) (Aluminum) 2001-Up	1	
987	47933	Retainer, [R4A51 / V4A51 / R5A51 / V5A51] (Low / Reverse Clutch Spring) 1999-Up	1	
991	K47676	Linkage Assembly, [R4A51 / V4A51 / R5A51 / V5A51] (Internal) 1999-Up	1	
994	47677	Park Rod, [R4A51 / V4A51 / R5A51 / V5A51] (Actuator) (7-1/2" Long) 1999-Up	1	
995	K47678	Parking Pawl Assembly, [R4A51 / V4A51 / R5A51 / V5A51] 1999-Up	1	

NOTES:

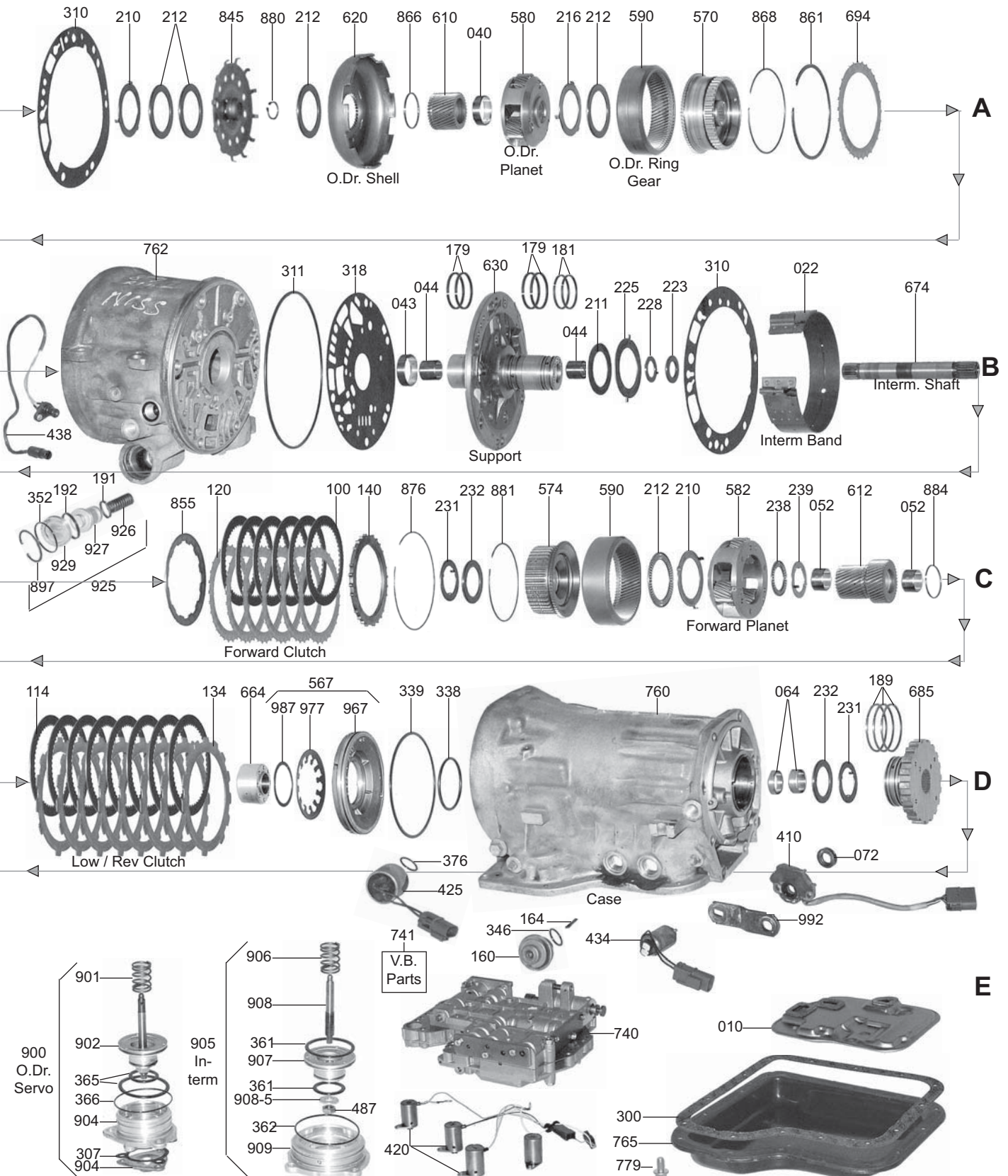
L3N71B / L4N71B / N4A-EL (Mazda)

RWD 3 & 4 Speed



L3N71B / L4N71B / N4A-EL (Mazda)

RWD 3 & 4 Speed



L3N71B / L4N71B / N4A-EL (Mazda)

ILL#	PART#	DESCRIPTION	QTY	REF #
		OVERHAUL KITS		
	K66900	Overhaul Kit, [L3N71B] 1971-87	1	
	K66900A	Overhaul Kit, [L3N71B] (Ford) 1974-83	1	
	K66900B	Overhaul Kit, [L4N71B / E4N71B] (Nissan & * Some Mazda) 1983-Up	1	
	K66900E	Overhaul Kit, [N4A-EL] (Mazda 929>1988-91) (Mazda RX7>1989-92 Only)	1	
		MASTER L/STEEL KITS		
	DK6600-S	Master L/Steels Kit, [L3N71B] 1971-87	1	
	DK6600A-S	Master L/Steels Kit, [L3N71B] (Ford) 1974-83	1	
	DK6600B-S	Master L/Steels Kit, [L4N71B / E4N71B] (Nissan & *Some Mazda) 1983-Up	1	
	DK6600E-S	Master L/Steels Kit, [N4A-EL] (Mazda 929>1988-91) (Mazda RX7>1989-92 Only)	1	
		MASTER W/STEEL KITS		
	DK6600	Master W/Steels Kit, [L3N71B] 1971-87	1	
	DK6600A	Master W/Steels Kit, [L3N71B] (Ford) 1974-83	1	
	DK6600B	Master W/Steels Kit, [L4N71B / E4N71B] (Nissan & *Some Mazda) 1983-Up	1	
	DK6600E	Master W/Steels Kit, [N4A-EL] (Mazda 929>1988-91) (Mazda RX7>1989-92 Only)	1	
		FILTERS		
010	66423	Filter, [L3N71B] (Nissan) 1971-87	1	31728-X0100
010	66423A	Filter, [L3N71B] (Ford) 1974-83	1	31728-X0F00
010	66423B	Filter, [L4N71B / E4N71B] (Nissan) 1983-Up	1	31728-X8600
010	66423D	Filter, [E4N71B / N4A-EL] (Mazda B2600) & (4x4) 1989-91	1	BT40-19-815A
010	66423C	Filter, [E4N71B / N4A-EL] (Mazda 929) & (Pick-Up / 2WD) 1988-95	1	BV01-19-815
		FILTER KITS		
	FK66423	Filter Kit, [L3N71B] (Nissan) 1971-87	1	
	FK66423A	Filter Kit, [L3N71B] (Ford) 1974-83	1	
	FK66423B	Filter Kit, [L4N71B / E4N71B] (Nissan) 1983-Up	1	
	FK66423D	Filter Kit, [E4N71B / N4A-EL] (Mazda B2600) & (4x4) 1989-91	1	
	FK66423C	Filter Kit, [E4N71B / N4A-EL] (Mazda 929) & (Pick-Up / 2WD) 1988-95	1	
		BANDS		
022	66320F	Band, [L3N71B / L4N71B] (Overdrive & Intermediate) (Flex) (1-3/4" Wide) (*Will Replace Hard Type)	1-2	31630-X0104
022	66320	Band, [L3N71B / L4N71B] (Overdrive & Intermediate) (Hard Type)	1-2	
		BUSHINGS		
	K66000	Bushing Kit, [L3N71B] 1971-87	1	
	K66001	Bushing Kit, [L4N71B / N4A-EL] 1983-Up	1	
034	66002	Bushing, [L3N71B / L4N71B] (Pump Body)	1	48488-7000
036	66001	Bushing, [L3N71B] (Stator) (Front & Rear) (.785" Wide)	2	31353-X010
036	66001A	Bushing, [L4N71B] (Stator) (Front) (.785" Wide) (With 2-Notches)	1	31532-X6100
036	66001C	Bushing, [L4N71B] (Stator) (Center) (.310" Wide)	1	48488-7000
037	66001B	Bushing, [L4N71B] (Stator) (Rear)	1	31354-X8600
038	66003A	Bushing, [L4N71B] (Overdrive Drum)	1	31462-X0101
040	66037A	Bushing, [L4N71B] (Overdrive Sun Gear) (31-Teeth Type) (1.140"ID)	1	31592-X9000
040	66037	Bushing, [L4N71B] (Overdrive Sun Gear) (1.220"ID)	1	31592-X8600
043	66001D	Bushing, [L4N71B] (Overdrive Support to Overdrive Ring Gear) (Front) (Large)	1	31388-X8070
044	66001	Bushing, [L4N71B] (Overdrive Support to Intermediate Shaft) (Center & Rear) (Small)	1-2	31353-X0100
046	66003	Bushing, [L3N71B / L4N71B] (Direct Drum)	1	31513-X0100
052	66005	Bushing, [L3N71B] (Forward Sun Gear) (Tall)	2	31462-X0101
052	66005A	Bushing, [L4N71B] (Forward Sun Gear) (Short)	2	31386-X0101
064	66007	Bushing, [L3N71B / L4N71B] (Case) (Front) (Narrow)	1	31375-X010

L3N71B / L4N71B / N4A-EL (Mazda)

ILL#	PART#	DESCRIPTION	QTY	REF #
		BUSHINGS (Cont)		
064	66008	Bushing, [L3N71B / L4N71B] (Case) (Rear) (Wide)	1	31373-X010
066	66023	Bushing, [L3N71B] (Extension Housing) (Nissan / Mazda-Internal Servo) (1.375"ID) (1.575" Long)	1	31332-X0100
066	6014	Bushing, [L3N71B] (Extension Housing) (Ford-External Servo)	1	B37Z-7A034A
066	69008	Bushing, [L4N71B] (Extension Housing) (1.495"ID)	1	31332-X8000
066	69008A	Bushing, [N4A-EL] (Extension Housing) (1.375"ID) (2.365" Long)	1	
		METAL CLAD SEALS		
070	66550	Seal, [L3N71B / L4N71B / N4AEL] (Front) (Metal Clad)	1	80674-2110
070	66550J	Seal, [L3N71B / L4N71B / N4A-EL] (Front) (Rubber Coated)	1	80674-2110
074	66558	Seal, [L3N71B] (Rear) (Nissan)	1	31336-X0101
074	66557A	Seal, [L3N71B] (Rear) (Mazda With External Servo) (*Also for Miata With L4N71B)	1	04317-17-335A
074	8850B	Seal, [L3N71B] (Rear) (Ford) (1.375"ID) (Without Boot)	1	80673-5070
074	16695E	Seal, [L3N71B] (Rear) (Ford) (1.375"ID) (With Boot)	1	D5AZ-7052B
074	66557B	Seal, [L4N71] (Rear) (1.495"ID) (Without Boot)	1	31336-X8000
074	66557M	Seal, [N4A-EL] (Rear) (With Boot)	1	R501-17-335A
074	66557C	Seal, [N4A-EL] (Rear) (Without Boot)	1	M502-17-335A
		FRICTION CLUTCHES		
100	66304	Friction, [L3N71B / L4N71B] (Forward, Direct, & Overdrive Clutch) (.063")	9-14	0338-19-500A
114	66504	Friction, [L3N71B / L4N71B] (Low / Reverse Clutch) (.075")	4-8	45321-0100
	K66100A	Friction Module, [L3N71B] 1971-Up	1	
	K66100B	Friction Module, [L4N71B] 1983-Up	1	
	K66100E	Friction Module, [LN4A-EL] 1988-Up	1	
		STEEL CLUTCHES		
120	66305	Steel, [L3N71B / L4N71B] (Forward, Direct, & Overdrive Clutch) (.079") 1971-Up	9-14	45361-0100
120	66305A	Steel, [L3N71B / L4N71B] (Forward & Direct Clutch) (.032") (Selective) 1971-Up	AR	
120	91100	Steel, [L3N71B / L4N71B] (Forward, Direct, & Overdrive Clutch) (.059") 1987-89	12-17	31536-X5000
120	91100A	Steel, [L4N71B] (Overdrive Clutch) (.098") 1988-92	3	BV01-19-499
134	66505	Steel, [L3N71B / L4N71B] (Low / Reverse Clutch) (.079")	4-7	66-X0100
	K66110A	Steel Module, [L3N71B] 1971-Up	1	
	K66110B	Steel Module, [L4N71B] 1983-Up	1	
		CLUTCH PRESSURE PLATES		
140	66307	Pressure Plate, [L3N71B / L4N71B] (Forward, Direct, & Overdrive Clutch) (.197")	1-3	31567-F0600
140	66307A	Pressure Plate, [L3N71B / L4N71B] (Forward, Direct, & Overdrive Clutch) (.213")	1-3	31537-F0620
140	66307B	Pressure Plate, [L3N71B / L4N71B] (Forward, Direct, & Overdrive Clutch) (.220")	1-3	31567-X2903
140	66307C	Pressure Plate, [L3N71B / L4N71B] (Forward, Direct, & Overdrive Clutch) (.236")	1-3	31567-X2905
140	66307D	Pressure Plate, [L3N71B / L4N71B] (Forward, Direct, & Overdrive Clutch) (.244")	1-3	31567-X2906
154	66508E	Pressure Plate, [L3N71B / L4N71B] (Low / Reverse Clutch) (.307")	1	31667-X0500
154	66508G	Pressure Plate, [L3N71B / L4N71B] (Low / Reverse Clutch) (.386")	1	31667-X2900
154	66508	Pressure Plate, [L3N71B / L4N71B] (Low / Reverse Clutch) (.472")	1	31667-A4025
154	66508A	Pressure Plate, [L3N71B / L4N71B] (Low / Reverse Clutch) (.480")	1	31667-X0302
154	66508B	Pressure Plate, [L3N71B / L4N71B] (Low / Reverse Clutch) (.488")	1	31667-X0303
154	66508C	Pressure Plate, [L3N71B / L4N71B] (Low / Reverse Clutch) (.496")	1	31667-X0304
154	66508D	Pressure Plate, [L3N71B / L4N71B] (Low / Reverse Clutch) (.504")	1	31667-X0305
154	66508F	Pressure Plate, [L3N71B / L4N71B] (Low / Reverse Clutch) (.552")	1	31667-X0100
		MODULATORS		
160	66830X	Modulator, [L3N71B / L4N71B] (Screw-In) (.84" Diaphragm) (Turbo & Non-Turbo) 71-Up	1	31931-H0101
160	66830A	Modulator, [L3N71B / L4N71B] (Screw-In) (.91" Diaphragm) (Non-Turbo)	1	31931-X0110

L3N71B / L4N71B / N4A-EL (Mazda)

ILL#	PART#	DESCRIPTION	QTY	REF #
		MODULATORS (Cont)		
160	66830	Modulator, [N4A-EL] (Push-In) (.91" Diaphragm) (Mazda 929 With DOHC) 1988-Up	1	
164	66682	Modulator Pin, [L3N71B / L4N71B] (1.142" Long)	1	31932-X0103
164	66682A	Modulator Pin, [L3N71B / L4N71B] (1.161" Long)	1	31932-X0104
164	66682B	Modulator Pin, [L3N71B / L4N71B] (1.181" Long)	1	31932-X0100
164	66682C	Modulator Pin, [L3N71B / L4N71B] (1.201" Long)	1	31932-X0102
164	66682D	Modulator Pin, [L3N71B / L4N71B] (1.220" Long)	1	31932-X0101
		VALVE BODY KIT		
	K66908E	Shift Kit, [N4A-EL] (Mazda 929 / RX7) 1988-90	1	Transgo
		OIL SEALING RINGS		
	K66901	Ring Kit, [L3N71B] 1971-Up	1	
	K66903	Ring Kit, [L4N71B] 1983-Up	1	
	K66903E	Ring Kit, [N4A-EL] 1988-Up	1	
179	66228	Ring, [L3N71B / L4N71B] (Direct & Overdrive Drum) (1.732"OD) (Metal)	2-4	31361-X0100
179	66228T	Ring, [L3N71B / L4N71B] (Direct & Overdrive Drum) (1.732"OD) (Teflon)	2-4	31361-X8600
181	66227	Ring, [L3N71B / L4N71B] (Forward Drum) (1.692"OD) (Metal)	2	43611-0100
189	66229	Ring, [L3N71B / L4N71B] (Governor) (Metal)	3	31487-X0100
		WASHERS & BEARINGS		
	K66707	Washer Kit, [3N71B / 4N71B / N4A-EL] (*Pump Selectives Only) (5-Plastic) 1971-Up	1	
	K66705	Washer Kit, [3N71B / 4N71B / N4A-EL] (*Stator Selectives Only) (5-Plastic) 1971-Up	1	
210	66712	Race, [L3N71B / L4N71B] (Stator) (Front & Rear Planet) (3-Tab)	1-3	0338-19-639
211	66707	Washer, [L3N71B / L4N71B] (Direct Drum) (1.50mm) (.059")	1	D372-70014-F
211	66707A	Washer, [L3N71B / L4N71B] (Direct Drum) (1.70mm) (.067")	1	31528-X0106
211	66707B	Washer, [L3N71B / L4N71B] (Direct Drum) (1.90mm) (.075") (*Also Fits OD Drum)	1-2	31528-X0100
211	66707C	Washer, [L3N71B / L4N71B] (Direct Drum) (2.10mm) (.083")	1	31528-X0101
211	66707D	Washer, [L3N71B / L4N71B] (Direct Drum) (2.30mm) (.091")	1	31528-X0102
211	66707E	Washer, [L3N71B / L4N71B] (Direct Drum) (2.50mm) (.098")	1	31528-X0103
211	66707F	Washer, [L3N71B / L4N71B] (Direct Drum) (2.70mm) (.106")	1	31528-X0104
211	66711	Bearing W/Race, [L4N71B] (Direct Drum)	1	31528-X0104
212	66711	Bearing W/Race, [L3N71B / L4N71B] (Forward & Rear Planet & Overdrive Planet) (*Also Direct Drum)	1-4	0338-19-623
212	66711A	Bearing W/Races, [L3N71B / L4N71B] (Forward & Rear Planet & Overdrive Planet) (1-Piece)	1-3	0338-19-623A
214	66707B	Washer, [L4N71B] (Overdrive Drum to Support)	1	31528-X0100
215	66714	Race, [L4N71B] (Overdrive Drum to Overdrive Case) (1-Tab)	1	
216	66712	Race, [L4N71B] (Overdrive Planet) (3-Tab)	1	31436-20300
216	66712A	Race, [L4N71B] (Overdrive Planet) (2-Tab)	1	
217	66711	Bearing W/Race, [L3N71B / L4N71B] (Shell to Rear Planet)	1	0338-19-623
222	66716	Race, [L4N71B] (Overdrive Hub to Support)	1	
223	66717	Bearing, [L3N71B / L4N71B] (Forward Clutch Drum & Overdrive Hub to Support) (1.370"OD)	1-2	
225	66719	Race, [L3N71B / L4N71B] (Direct Drum to Support) (2-Tab)	1	
228	66706	Race, [L3N71B / L4N71B] (Forward Drum to Support) (2-Tab) (1.2mm) (.047")	1	
228	66705	Race, [L3N71B / L4N71B] (Forward Drum to Support) (3-Tab) (1.2mm) (.047")	1	31556-X0100
228	66706A	Race, [L3N71B / L4N71B] (Forward Drum to Support) (2-Tab) (1.4mm) (.055")	1	
228	66705A	Race, [L3N71B / L4N71B] (Forward Drum to Support) (3-Tab) (1.4mm) (.055")	1	31556-X0101
228	66706B	Race, [L3N71B / L4N71B] (Forward Drum to Support) (2-Tab) (1.6mm) (.063")	1	
228	66705B	Race, [L3N71B / L4N71B] (Forward Drum to Support) (3-Tab) (1.6mm) (.063")	1	31556-X0102
228	66706C	Race, [L3N71B / L4N71B] (Forward Drum to Support) (2-Tab) (1.8mm) (.071")	1	

L3N71B / L4N71B / N4A-EL (Mazda)

ILL#	PART#	DESCRIPTION	QTY	REF #
WASHERS & BEARINGS (Cont)				
228	66705C	Race, [L3N71B / L4N71B] (Forward Drum to Support) (3-Tab) (1.8mm) (.071")	1	31556-X0103
228	66706D	Race, [L3N71B / L4N71B] (Forward Drum to Support) (2-Tab) (2.0mm) (.079")	1	
228	66705D	Race, [L3N71B / L4N71B] (Forward Drum to Support) (3-Tab) (2.0mm) (.079")	1	31556-X0104
228	66706E	Race, [L3N71B / L4N71B] (Forward Drum to Support) (2-Tab) (2.2mm) (.087")	1	
228	66705E	Race, [L3N71B / L4N71B] (Forward Drum to Support) (3-Tab) (2.2mm) (.087")	1	31556-X0105
231	66709	Race, L3N71B / L4N71B] (Front) (Forward Clutch Hub) & (Governor Support)	1-2	31439-H0100
232	66710	Bearing W/Race, [L3N71B / L4N71B] (Forward Drum to Hub) (.110" Thick)	1	31438-X0100
238	66708	Bearing W/Race, [L3N71B / L4N71B] (Forward Planet to Sun Gear & Rear Hub to Support)	1-2	31555-20300
239	66713	Race, [L3N71B / L4N71B] (Forward Planet to Sun Gear) (3-Tab)	1	31466-20300
243	66715	Race, [L3N71B / L4N71B] (Shell) (33-Teeth on Sun Gear)	1	
243	66715A	Race, [L3N71B / L4N71B] (Shell) (30-Teeth on Sun Gear)	1	
GASKETS & RUBBER COMPONENTS				
300	13100	Gasket, [L3N71B / L4N71B] (Bottom Pan) (Nissan) (14-Holes) (Cork)	1	31397-X0102
300	13100F	Gasket, [L3N71B / L4N71B] (Bottom Pan) (Nissan) (14-Holes) (Farpak)	1	31397-X0101
300	13100A	Gasket, [L3N71B] (Bottom Pan) (Ford) (17-Holes) (Cork)	1	D70Z-7A191-A
300	13100AF	Gasket, [L3N71B] (Bottom Pan) (Ford) (17-Holes) (Farpak)	1	
305	13108	Gasket, [L3N71B / L4N71B] (Extension Housing)	1	31335-X0100
310	13101	Gasket, [L3N71B] (Front Pump) (Non Lock-Up)	1	31366-X0101
310	13101B	Gasket, [L3N71B] (Front Pump) (With Lock-Up) (*Also [L4N71B N4A-EL] (Overdrive Case to Case) (Nissan)	1-2	31387-X8600
310	13101A	Gasket, [L4N71B / N4A-EL] (Pump to Overdrive Case)	1	31366-X8600
311	13102	O-Ring, [L3N71B / L4N71B / N4A-EL] (Front Pump & Overdrive Case)	1-2	31363-X0100
318	13107	Gasket, [L4N71B / N4A-EL] (Overdrive Case to Case)	1	31387-X8600
	3291	O-Ring, [L3N71B / L4N71B] (Filler Tube)	1	6264902
TECHNICAL MANUALS				
	TML3N71B	Technical Manual, [L3N71B] (3-Speed)	1	ATSG
	TML4N71B	Technical Manual, [L4N71B] (4-Speed) (Nissan)	1	ATSG
	TMN4AEL	Technical Manual, [N4A-EL] (4-Speed) (Mazda)	1	ATSG
ELECTRICAL COMPONENTS				
410	66991	Neutral Switch, [3N71B]	1	31918-X0185
410	66991A	Neutral Switch, [L4N71B] (4-Cylinder)	1	319180X0189
410	66991B	Neutral Switch, [L4N71B] (200SX (V-6)>1987-88)	1	31918-X2892
410	66991C	Neutral Switch, [L4N71B] (300ZX>1984-86 Without Turbo) & (300ZX>1987-89)	1	31918-X2889
410	66991D	Neutral Switch, [L4N71B] (Pathfinder & Pickup>1987-89)	1	31918-X2890
420	K66954	Solenoid Assembly, [N4A-EL]	1	
425	66832H	Solenoid, [L4N71B] (Lock-Up) 1984-86 (Pick-Up>1987) (Pathfinder, (2WD) Pick-Ups, Vans, 200SX, 300ZX & All>1988-89)	1	31941-P2012
	66832F	Solenoid, [L4N71B] (Overdrive Cancel) 1984-87 (Models)	1	31945-X8601
434	66832D	Solenoid, [L4N71B] (Downshift) 1983-Up	1	31941-X0106
438	66954	Speed Sensor, [L4N71B] (Goes In Overdrive Case)	1	
HARD PARTS				
500	66424	Pump, [L3N71B] (3-Speed) 1971-79	1	31340-X0101
500	66424B	Pump, [L4N71B] (4-Speed)	1	
510	66426	Pump Body, [L3N71B] (3-Speed) (Non Lock-Up)	1	03381-9230
510	66426A	Pump Body, [L3N71B] (3-Speed) (Lock-Up) (With 2-Small Holes Next to Bell) (No Valves) (With 3-Valve Channels on Face of Body)	1	
510	66426B	Pump Body, [L4N71B] (With 1-Small Hole Next to Bell) (No Lock-Up Valves)	1	

L3N71B / L4N71B / N4A-EL (Mazda)

ILL#	PART#	DESCRIPTION	QTY	REF #
		HARD PARTS (Cont)		
510	66426D	Pump Body, [L4N71B] (With 1-Small Hole Next to Bell) (With 2-Lock-Up Valves)	1	
510	66426C	Pump Body, [L4N71B] (With 2-Small Hole Next to Bell) (No Lock-Up Valves)	1	
510	66426E	Pump Body, [E4N71B] (Electronic) (Cast # 4N) (Next to Front Seal) 1988-Up	1	
510	66426F	Pump Body, [E4N71B] (Electronic) (Cast # 4N-E) (Next to Front Seal) 1988-Up	1	
520	66425	Stator, [L3N71B] (Non Lock-Up) (1-Bushing) (4" Long Shaft)	1	
520	66425A	Stator, [L3N71B] (Lock-Up) (3-1/2" Long Shaft)	1	
520	66425AA	Stator, [L3N71B] (Lock-Up) (3-11/16" Long Shaft)	1	
520	66425BA	Stator, [L3N71B] (Lock-Up) (With 2-Small Bleed Holes) 1987-Up	1	
520	66425B	Stator, [L3N71B] (Non Lock-Up) (2-Bushings) (4" Long Shaft)	1	
520	66425D	Stator, [L3N71B] (Lock-Up) (4-1/2" Long Shaft)	1	
520	66425C	Stator, [L4N71B] (With 1-Small Bleed Hole) (4-1/2" Long Shaft) (1.212"OD Pilot)	1	
520	66425F	Stator, [L4N71B] (With 1-Small Bleed Hole) (4-5/8" Long Shaft) (1.212"OD Pilot)	1	
520	66425G	Stator, [L4N71B] (With 1-Small Bleed Hole) (4-1/2" Long Shaft) (1.138"OD Pilot)	1	
520	66425E	Stator, [L4N71B] (With 2-Small Bleed Holes) (4-1/2" Long Shaft) (1.212"OD Pilot) (Bottom Lock-Up Valve Oil Channel has No Hole in Gasket Surface)	1	
520	66425H	Stator, [L4N71B] (With 2-Small Bleed Holes) (4-5/8" Long Shaft) (1.212"OD Pilot)	1	
520	66425EA	Stator, [L4N71B] (With 2 Small Bleed Holes) (4-1/2" Long Shaft) (1.212"OD Pilot) (Bottom Lock-Up Valve Oil Channel has .235"OD Hole in Gasket Surface)	1	
520	66425I	Stator, [E4N71B] (Electronic) (No Pilot on the Back)	1	
550	66858A	Drum, [L4N71B] (Overdrive) (Sprag Type) (Washer Type)	1	31501-X8600
550	66858B	Drum, [L4N71B] (Overdrive) (Sprag Type) (BearingType)	1	31501-X8500
550	66858D	Drum, [L4N71B] (Overdrive) (4 Clutch) (Without Sprag Type)	1	
550	66858E	Drum, [L4N71B] (Overdrive) (3 Clutch) (Without Sprag Type)	1	
554	66436	Drum, [L3N71B / L4N71B] (Forward) (3 & 4 Clutch) (3-Slots & 3-Round Holes Under #231 Washer)	1	31542-X0100
554	66436A	Drum, [L3N71B / L4N71B] (Forward) (5 & 6 Clutch) (3-Slots Under # 231 Washer)	1	31542-X0500
555	66411	Drum, [L3N71B / L4N71B] (Direct) (3 Clutch) (4.572"OD Piston)	1	31511-X0100
555	66411B	Drum, [L3N71B / L4N71B] (Direct) (4 Clutch) (4.572"OD Piston)	1	31511-X2801
555	66411A	Drum, [L3N71B / L4N71B] (Direct) (4 Clutch) (4.283"OD Piston)	1	31511-X0101
555	66411C	Drum, [L4N71B] (Direct) (2-Notches for Bearing Race) 1987-Up	1	31511-X8067
570	66856	Clutch Hub, [L4N71B] (Overdrive) (33-Teeth Sun Gear) (1.260" Pilot)	1	
570	66856A	Clutch Hub, [L4N71B] (Overdrive) (33-Teeth Sun Gear) (1.382" Pilot)	1	
570	66856B	Clutch Hub, [L4N71B] (Overdrive) (33-Teeth Sun Gear) (1.260" Pilot) (Sprag Type)	1	
570	66856C	Clutch Hub, [L4N71B] (Overdrive) (33-Teeth Sun Gear) (1.382" Pilot) (Sprag Type)	1	
570	66856D	Clutch Hub, [L4N71B] (Overdrive) (31-Teeth Sun Gear) (1.260" Pilot)	1	
570	66856E	Clutch Hub, [L4N71B] (Overdrive) (31-Teeth Sun Gear) (1.260" Pilot) (Sprag Type)	1	
570	66856F	Clutch Hub, [L4N71B] (Overdrive) (31-Teeth Sun Gear) (1.382" Pilot) (Sprag Type)	1	
574	66418	Clutch Hub, [L3N71B / L4N71B] (Forward Clutch)	1	
577	66417	Clutch Hub, [L3N71B / L4N71B] (Low / Reverse) (Drum Connecting) (33-Teeth)	1	
	K66855	Planet Kit, [L4N71B] (Overdrive) (Includes: Overdrive Planet, Ring Gear, 33-Teeth Sun Gear, Washer & Bearing)	1	
	K66855A	Planet Kit, [L4N71B] (Overdrive) (Includes: Overdrive Planet, Ring Gear, 31-Teeth Sun Gear, Washer & Bearing)	1	
580	66855B	Planet, [L4N71B] (Overdrive) (3 Gear) (33-Teeth Sun Gear)	1	
580	66855A	Planet, [L4N71B] (Overdrive) (3 Gear) (31-Teeth Sun Gear) (3/4" Spline Length)	1	31580-X8600
580	66855AA	Planet, [L4N71B] (Overdrive) (3 Gear) (31-Teeth Sun Gear) (1-1/4" Spline Length)	1	
580	66855	Planet, [L4N71B] (Overdrive) (4 Gear) (33-Teeth Sun Gear)	1	31580-X8070
582	66440C	Planet, [L3N71B / L4N71B] (Forward) (39-Teeth Sun Gear) (3 Gear) (No Groove)	1	

L3N71B / L4N71B / N4A-EL (Mazda)

ILL#	PART#	DESCRIPTION	QTY	REF #
		HARD PARTS (Cont)		
582	66440CA	Planet, [L3N71B / L4N71B] (Forward) (39-Teeth Sun Gear) (3 Gear) (1-Groove)	1	
582	66440A	Planet, [L3N71B / L4N71B] (Forward) (33-Teeth Sun Gear) (4 Gear)	1	31420-X2770
582	66440CB	Planet, [L3N71B / L4N71B] (Forward) (39-Teeth Sun Gear) (3 Gear) (2-Grooves)	1	
582	66440	Planet, [L3N71B / L4N71B] (Forward) (33-Teeth Sun Gear) (3 Gear) (No Groove)	1	31420-6100
582	66440B	Planet, [L3N71B / L4N71B] (Forward) (39-Teeth Sun Gear) (4 Gear) (2-Grooves)	1	31420-X8000
584	66408BA	Planet, [L3N71B / L4N71B] (Rear) (30-Teeth Sun Gear) (No Groove) (Cast Iron Housing)	1	
584	66408B	Planet, [L3N71B / L4N71B] (Rear) (30-Teeth Sun Gear) (2-Grooves) (Cast Iron Housing)	1	31440-X8000
584	66408CB	Planet, [L3N71B / L4N71B] (Rear) (30-Teeth Sun Gear) (3 Gear) (2-Grooves) (Aluminum Housing)	1	
584	66408C	Planet, [L3N71B / L4N71B] (Rear) (30-Teeth Sun Gear) (3 Gear) (No Groove) (Aluminum Housing)	1	31440-X0900
584	66408CA	Planet, [L3N71B / L4N71B] (Rear) (30-Teeth Sun Gear) (3 Gear) (1-Groove) (Aluminum Housing)	1	
584	66408	Planet, [L3N71B / L4N71B] (Rear) (33-Teeth Sun Gear) (No Groove) (Cast Iron Housing)	1	31440-X6101
584	66408A	Planet, [L3N71B / L4N71B] (Rear) (33-Teeth Sun Gear) (No Groove) (Aluminum Housing)	1	31440-X8070
584	66408AA	Planet, [L3N71B / L4N71B] (Rear) (33-Teeth Sun Gear) (3 Gear) (2-Grooves) (Aluminum Housing)	1	
590	66439	Ring Gear, [L3N71B / L4N71B] (Overdrive, Forward, & Rear Planet) (4-1/2"OD) (1.292" Thick) (No Groove)	1	31431-X0100
590	66439A	Ring Gear, [L3N71B / L4N71B] (Overdrive, Forward, & Rear Planet) (4-1/2"OD) (1.292" Thick) (1-Groove)	1	
590	66439B	Ring Gear, [L3N71B / L4N71B] (Overdrive, Forward, & Rear Planet) (4-13/16"OD) (1.377" Thick) (3-Gear Planets)	1	
590	66439BA	Ring Gear, [L3N71B / L4N71B] (Overdrive, Forward, & Rear Planet) (4-13/16"OD) (1.292" Thick)	1	
590	66439C	Ring Gear, [L3N71B / L4N71B] (Overdrive, Forward, & Rear Planet) (4-1/2"OD) (1.377" Thick) (*Fits 3 Gear Forward Planets & Aluminum Rear Planet)	1	
590	66439D	Ring Gear, [L3N71B / L4N71B] (*Fits 4 Gear Forward Planet & Steel Rear Planet)	1	
604	66427	Hub, [L3N71B / L4N71B] (Support Rear Planet)	1	037Z-70164-A
610	66843	Sun Gear, [L4N71B] (Overdrive) (33-Teeth) (For 3 Gear Planet)	1	
610	66843A	Sun Gear, [L4N71B] (Overdrive) (33-Teeth) (For 4 Gear Planet)	1	
610	66843B	Sun Gear, [L4N71B] (Overdrive) (31-Teeth) (Bushing In Center of Gear)	1	
610	66843C	Sun Gear, [L4N71B] (Overdrive) (31-Teeth) (Bushing In one End of Gear)	1	
612	66415	Sun Gear, [L3N71B / L4N71B] (Forward) (33 / 33-Teeth) (No Groove) (2-5/8" Long)	1	
612	66415B	Sun Gear, [L3N71B / L4N71B] (Forward) (39 / 30-Teeth) (No Groove) (2-5/8" Long)	1	
612	66415BA	Sun Gear, [L3N71B / L4N71B] (39 / 30-Teeth) (1-Groove) (2-5/8" Long)	1	
620	66851B	Shell, [L4N71B] (Overdrive) (31-Teeth)	1	
620	66851	Shell, [L4N71B] (Overdrive) (33-Teeth)	1	
620	66851E	Shell, [E4N71B] (Overdrive) (33-Teeth) (*For Electronic Pick-Up) 1988-Up	1	
622	66414	Shell, [L3N71B / L4N71B] (Driving) (33-Teeth)	1	31465-X6100
622	66414B	Shell, [L3N71B / L4N71B] (Driving) (30-Teeth)	1	31465-X0100
622	66414E	Shell, [E4N71B] (Driving) (30-Teeth) (Electronic)	1	
630	66865	Center Support, [L4N71B] (With 1-Small Bushing) (Washer Type)	1	
630	66865A	Center Support, [L4N71B] (With 2-Small Bushings) (Washer Type)	1	
630	66865C	Center Support, [L4N71B] (With 2-Small Bushings Only) (Bearing Type)	1	
630	66865B	Center Support, [L4N71B] (With 1-Large & 1-Small Bushing) (Washer Type)	1	
630	66865D	Center Support, [L4N71B] (With 1-Large & 1-Small Bushing) (Bearing Type)	1	
		SPRAGS & ONE WAY CLUTCHES		
650	66960A	Sprag, [L4N71B] (Overdrive) (In Overdrive Drum)	1	31605-X8500
654	66960C	Sprag, [L3N71B / L4N71B] (Low / Reverse) (*Taller Design Retros to 1971)	1	31473-X8000

L3N71B / L4N71B / N4A-EL (Mazda)

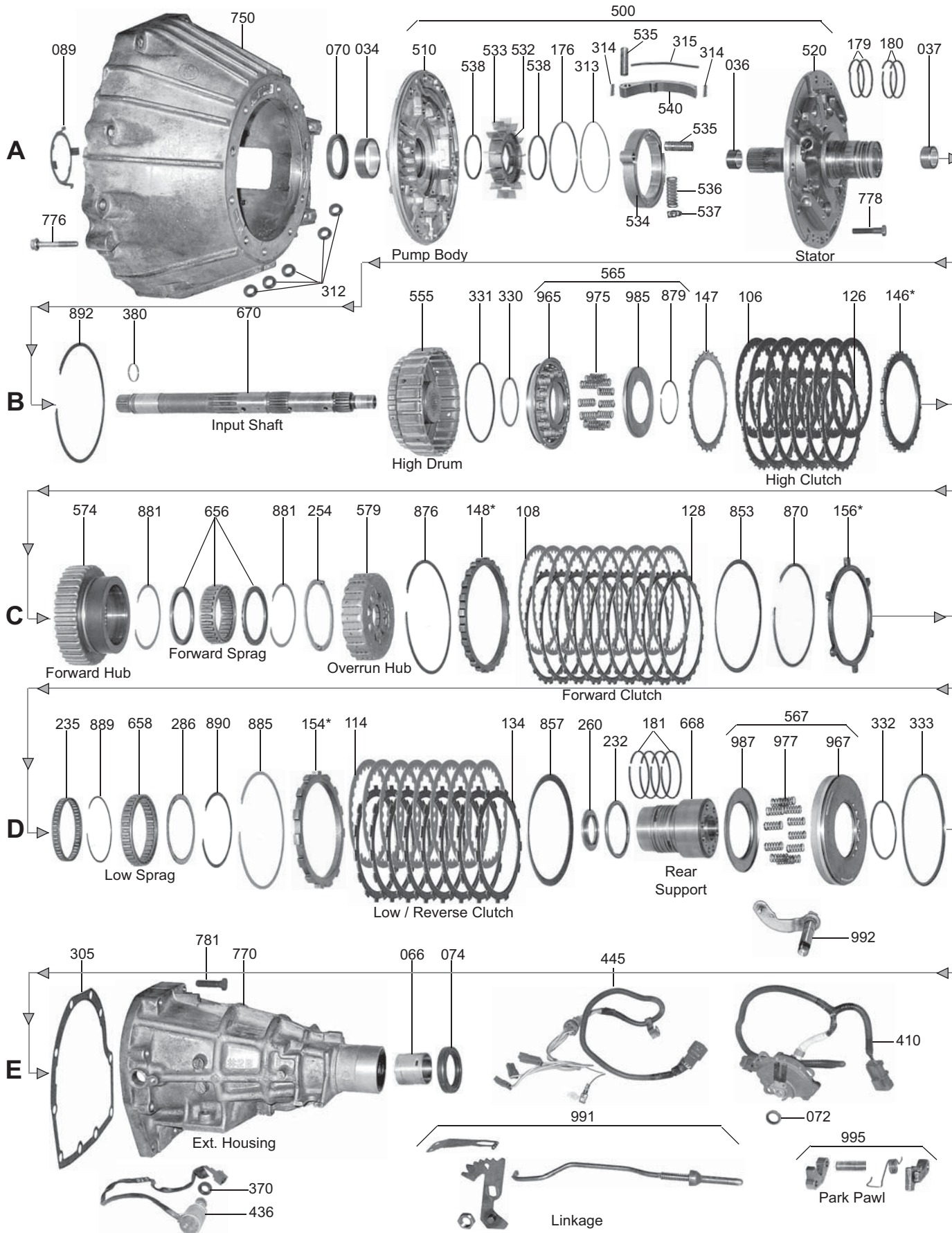
ILL#	PART#	DESCRIPTION	QTY	REF #
		SPRAGS & ONE WAY CLUTCHES (Cont)		
661	66430	Outer Race, [L4N71B] (Overdrive Sprag)	1	
664	66429	Inner Race, [L3N71B / L4N71B] (Low / Reverse Sprag)	1	
		HARD PARTS		
670	66410	Input Shaft, [L3N71B] (Non Lock-Up)	1	
670	66410C	Input Shaft, [L3N71B] (Lock-Up) (9-1/8" Long)	1	
670	66410D	Input Shaft, [L3N71B] (Lock-Up) (10-3/16" Long)	1	
670	66410A	Input Shaft, [L4N71B] (Overdrive) (Non Lock-Up) (7-1/2" Long)	1	
670	66410B	Input Shaft, [L4N71B] (Overdrive) (Lock-Up) (8-1/2" Long) (18-Splines on Converter End)	1	
670	66410BA	Input Shaft, [L4N71B] (Overdrive) (Lock-Up) (8-1/2" Long) (20-Splines on Converter End)	1	
674	66866B	Shaft, [L4N71B] (Intermediate) (7-1/2" Long)	1	
674	66866C	Shaft, [L4N71B] (Intermediate) (7-5/16" Long)	1	
674	66866D	Shaft, [L4N71B] (Intermediate) (6-5/8" Long) (1-Bushing Type)	1	
674	66866	Shaft, [L4N71B] (Intermediate) (6-5/8" Long) (2-Bushing Type)	1	
678	66737	Output Shaft, [L3N71B / L4N71B] (15-1/4") (6-Teeth Speed-O Gear 4-1/2" From End) (.90"OD Splines)	1	
678	66737A	Output Shaft, [L3N71B / L4N71B] (15-1/4") (6-Teeth Speed-O Gear 4-1/2" From End) (.970"OD Splines)	1	
678	66737B	Output Shaft, [L3N71B / L4N71B] (16-1/2" Long) (Without Speed-O Gear) (1.800"OD Splines)	1	
678	66737BA	Output Shaft, [L3N71B / L4N71B] (16-1/2" Long) (Without Speed-O Gear) (.950"OD Splines)	1	
678	66737C	Output Shaft, [L3N71B / L4N71B] (18-1/2" Long) (Without Speed-O Gear) (1.800"OD Splines)	1	
678	66737D	Output Shaft, [L3N71B / L4N71B] (19-7/8" Long) (8-Teeth Speed-O Gear) (.930"OD Splines)	1	
678	66737E	Output Shaft, [L3N71B / L4N71B] (21-1/4" Long) (Without Speed-O Gear) (.945"OD Splines)	1	
680	66412	Governor, [L3N71B]	1	
680	66412B	Governor, [L4N71B]	1	
685	66824	Support, [L3N71B / L4N71B] (Governor With Park Gear)	1	
		VALVE BODIES		
740	66940	Valve Body, [L3N71B] (Nissan) 1971-83	1	
740	66941	Valve Body, [L3N71B] (Ford) 1974-83	1	
740	66942	Valve Body, [L4N71B] (Without Sensor)	1	
740	66942A	Valve Body, [L4N71B] (With Sensor on End Plate)	1	
740	66942E	Valve Body, [E4N71B] (With 4-Solenoids)	1	
		VALVE BODY COMPONENTS		
741	66942-01K	Boost Valve Kit, [L4N71B] (With Sleeve)	1	Sonnax
		HARD PARTS (Cont)		
750	66600	Bell Housing, [L3N71B] (Cast # L-L#2) (With 2-Small O-Rings)	1	
750	66600B	Bell Housing, [L4N71B] (Cast # Z-L #1) (With 2-Small O-Rings)	1	
750	66600BA	Bell Housing, [L4N71B] (Cast # Z #1) (With 2-Small O-Rings)	1	
750	66600C	Bell Housing, [L4N71B] (Cast # VE #2) (With 2-Small O-Rings)	1	
750	66600D	Bell Housing, [L4N71B] (Cast # CAE #1) (With 2-Small O-Rings)	1	
750	66600A	Bell Housing, [L4N71B] (With 1-Small O-Ring)	1	
750	66600F	Bell Housing, [L4N71B] (With 4:00 Starter & Pivot Ball)	1	
750	66600E	Bell Housing, [E4N71B] (Electronic)	1	
760	66601	Case, [L3N71B] (Nissan)	1	
760	66602	Case, [L3N71B] (Ford)	1	

L3N71B / L4N71B / N4A-EL (Mazda)

ILL#	PART#	DESCRIPTION	QTY	REF #
		HARD PARTS (Cont)		
760	66601B	Case, [L4N71B] (Without Electrical Connector)	1	
760	66601BA	Case, [L4N71B] (With 1/2" Electrical Connector) (With Screw In Modulator)	1	
760	66601BB	Case, [L4N71B] (With 13/16" Electrical Connector) (With Screw In Modulator)	1	
760	66601E	Case, [N4A-EL] (With 13/16" Electrical Connector) (With Push In Modulator)	1	
762	66861	Overdrive Case, [L4N71B] (Uses Stator With 2-Small Bleed Holes) (Uses Washer # 214)	1	
762	66861B	Overdrive Case, [L4N71B] (Uses Stator With 1-Small Bleed Holes) (Uses Washer # 214)	1	
762	66861E	Overdrive Case, [E4N71B] (With Speed Sensor) (Electronic) (Uses Bearing # 214)	1	
765	66801	Pan, [L4N71B] (2WD)	1	
765	66801E	Pan, [E4N71B] (2WD)	1	
770	66862	Extension Housing, [L4N71B] (1.495"ID Bushing) (9-5/8" Long)	1	
770	66862B	Extension Housing, [L4N71B] (1.375"ID Bushing) (9-5/8" Long)	1	
770	66862A	Extension Housing, [L4N71B] (1.495"ID Bushing) (11" Long)	1	
770	66862C	Extension Housing, [L4N71B] (1.430"ID Bushing) (11" Long)	1	
845	66873	Pick-Up Plate, [E4N71B] (Speed Sensor) (*Electronic Units Only)	1	
855	66306	Cushion, [L3N71B / L4N71B] (Forward / Direct) (Dished)	1	31529-X0100
900	K66895	Servo Assembly, [L4N71B] (Overdrive)	1	
901	66891	Spring, [L4N71B] (Overdrive Servo)	1	
902	66893	Piston, [L4N71B] (Overdrive Servo)	1	
904	66897	Cover, [L4N71B] (Overdrive Servo)	1	
905	K66896	Servo Assembly, [L3N71B / L4N71B] (Intermediate) (*Non Electronic)	1	
905	K66896E	Servo Assembly, [E4N71B] (Intermediate) (*Electronic)	1	
906	66892	Spring, [L3N71B / L4N71B] (Intermediate Servo)	1	
907	66894	Piston, [L3N71B / L4N71B] (Intermediate Servo)	1	
909	66898	Cover, [L3N71B / L4N71B] (Intermediate Servo)	1	
916	91730A	Strut, [L3N71B / L4N71B] (Intermediate Band) (*For Hard Band)	1	
916	91730	Strut, [L3N71B / L4N71B] (Intermediate Band) (*For Flex Band)	1	
925	K66890	Accumulator Assembly, [L4N71B] (Overdrive)	1	
926	66899	Spring, [L4N71B] (Overdrive Accumulator)	1	
927	66880	Piston, [L4N71B] (Overdrive Accumulator)	1	
929	66988	Cover, [L4N71B] (Overdrive Accumulator)	1	
960	66806	Piston, [L4N71B] (Overdrive Clutch)	1	
965	66435	Piston, [L3N71B / L4N71B] (Direct Clutch) (4.283"OD)	1	
965	66435A	Piston, [L3N71B / L4N71B] (Direct Clutch) (4.572"OD) (*Also Fits Forward Clutch #964)	1	
967	66441	Piston, [L3N71B / L4N71B] (Low / Reverse Clutch)	1	
970	66944	Springs, [L4N71B] (Overdrive Clutch Return)	9	
974	66718	Springs, [L3N71B] (Forward Clutch Return)	9	
975	66718A	Springs, [L3N71B / L4N71B] (Direct Clutch Return)	9	
977	66419	Diaphragm Spring, [L3N71B / L4N71B] (Low / Reverse Clutch Return)	1	
980	66930	Retainer, [L4N71B] (Overdrive Clutch Spring)	1	
984	66931	Retainer, [L3N71B / L4N71B] (Forward Clutch Spring)	1	
985	66932	Retainer, [L3N71B / L4N71B] (Direct Clutch)	1	
987	66604	Retaining Ring, [L3N71B / L4N71B] (Low / Reverse Clutch Return Spring)	1	
991	K66676	Linkage Assembly, [L4N71B] (With Park Rod) (Internal)	1	
995	K66678	Park Pawl Assembly, [L4N71B]	1	
996	66280	Fitting, [L3N71B / L4N71B] (Cooler Line)	2	

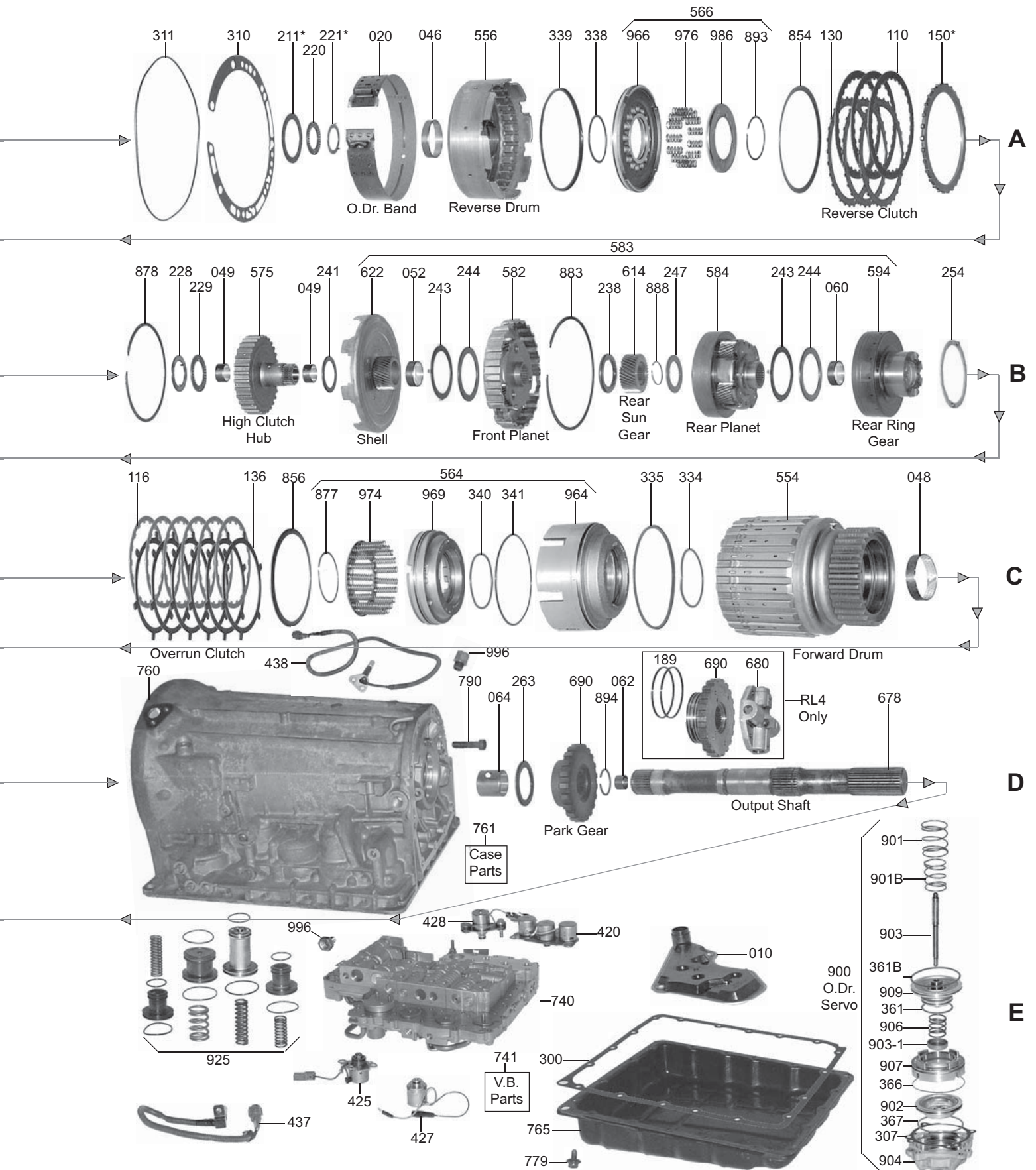
RL4R01A / RE4R01A / RE4R03A / R4A-EL

RWD 4 Speed



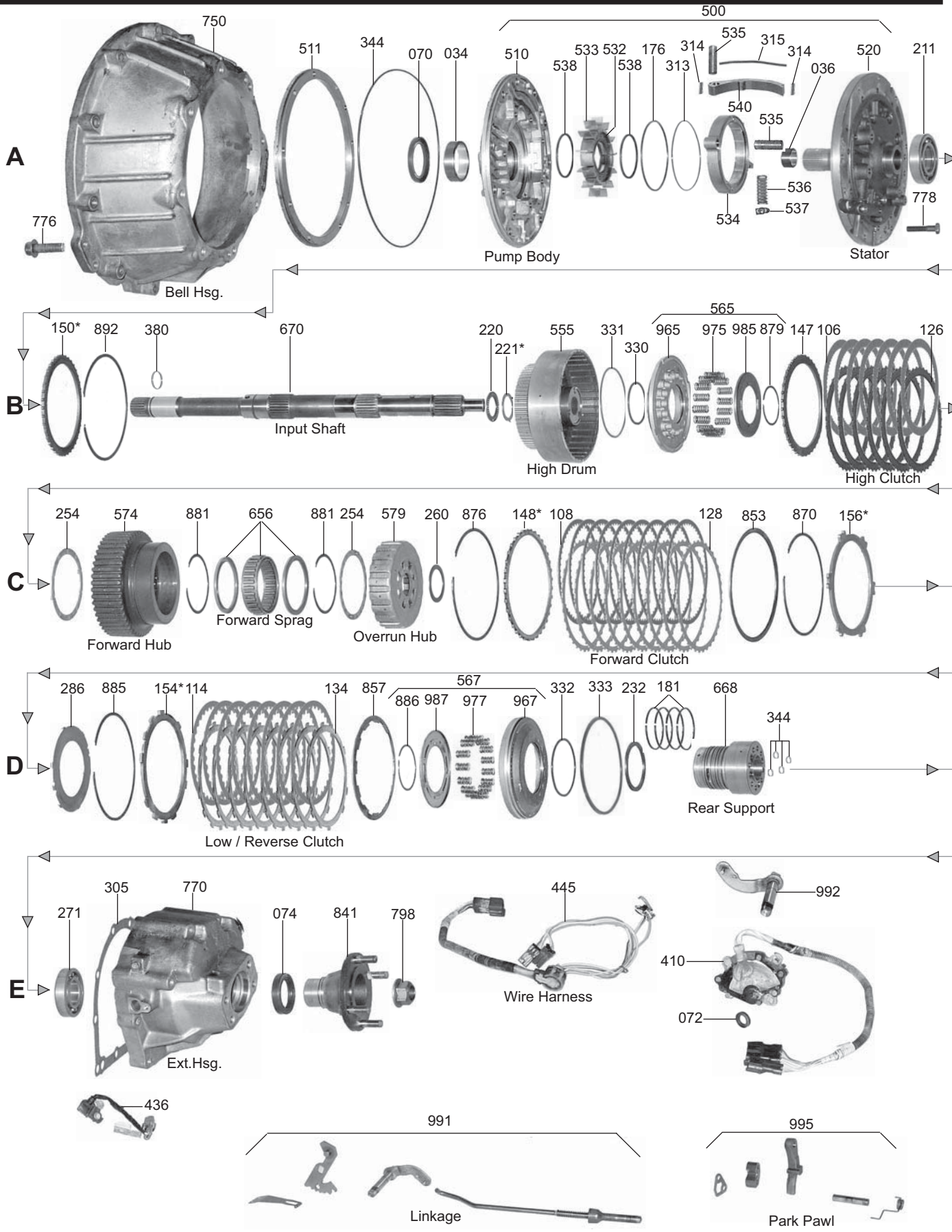
RL4R01A / RE4R01A / RE4R03A / R4A-EL

RWD 4 Speed



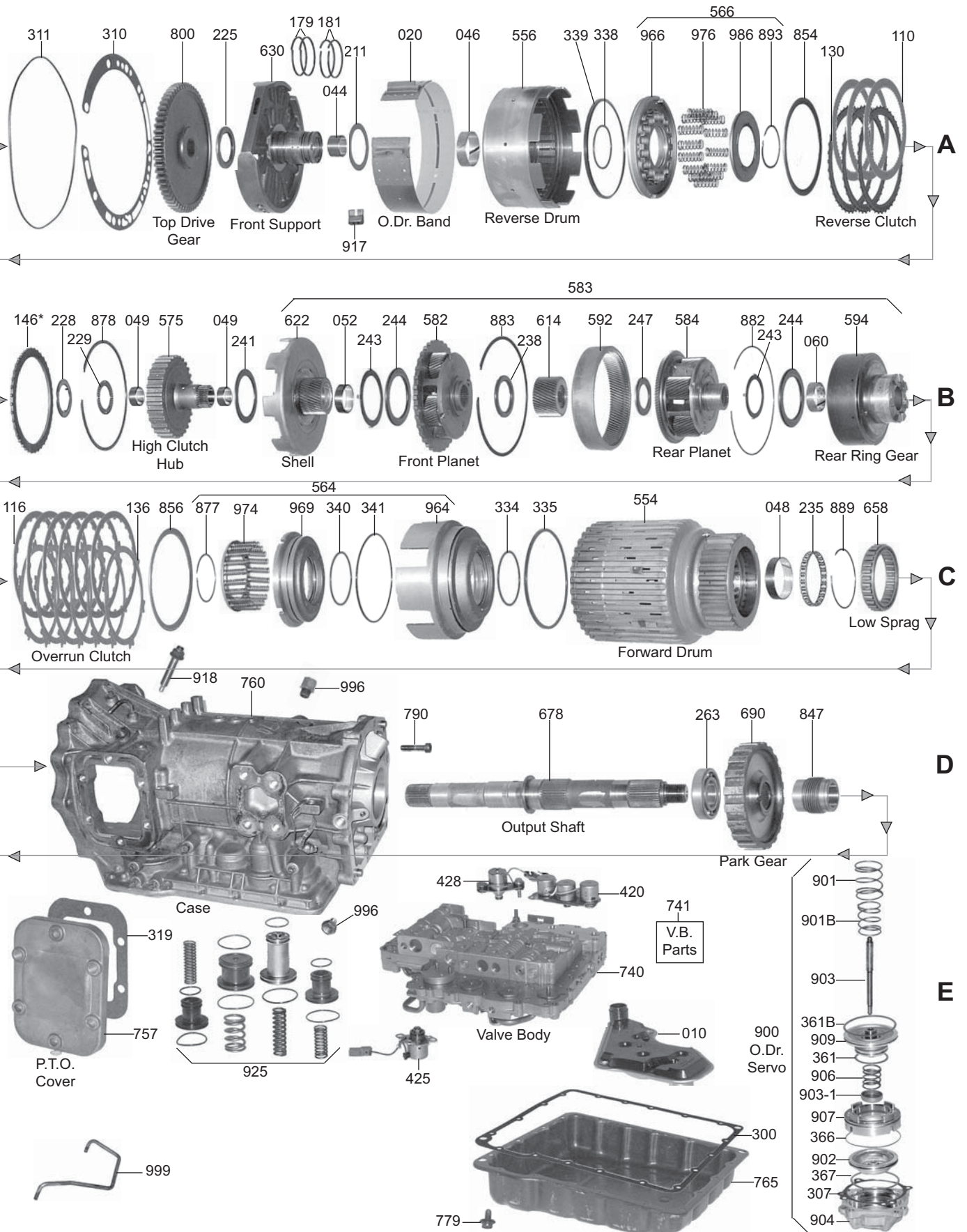
RG4R01A / JR403E

RWD 4 Speed



RG4R01A / JR403E

RWD 4 Speed



RL / RE4R01A / RE4R03 / R4A-EL / RG4R01A / JR403E

ILL#	PART#	DESCRIPTION	QTY	REF #
		OVERHAUL KITS		
	K69900C	Overhaul Kit, [RL4R01A / RE4R01A / R4AEL] (Nissan & Mazda) 1988-Up	1	
	K62900	Overhaul Kit, [RE4R03A] (Nissan) 1990-Up	1	
	K62900E	Overhaul Kit, [JR403E / RG4R01A] 1988-Up	1	
	K69900EL	Overhaul Kit, [RE5R01A] 1991-Up	1	
		MASTER L/STEEL KITS		
	DK6900-S	Master L/Steels Kit, [RL4R01A / RE4R01A] (Pathfinder (4x4) >1988-89), (Pickup (4x4) >1988-89)	1	
	DK6900B-S	Master L/Steels Kit, [RL4R01A / RE4R01A / R4AEL] (Pathfinder (2WD) >1990-92), (Pickup (2WD) (4Cyl & V6) >1990-92), (Nissan (Van) >1989), (Mazda >1988-92)	1	
	DK6900C-S	Master L/Steels Kit, [RE4R01A] (240SX>1989-92), (Infiniti M30>1990-91)	1	
	DK6900D-S	Master L/Steels Kit, [RL / RE4R01A / R4AEL] (Pathfinder (2WD) >1993-94), (Pickup (2WD) (4Cyl & V6) >1993-95), (Mazda >1993)	1	
	DK6900E-S	Master L/Steels Kit, [RL / RE4R01A] (Pathfinder (4x4)>1990-92), (Pickup (4x4) >1990-92), (300ZX (Non Turbo) >1989-92), (Infiniti J30 >1992)	1	
	DK6900EL-S	Master L/Steels Kit, [RE5R01A] 1991-Up	1	
	DK6900F-S	Master L/Steels Kit, [RE4R01A] (Pathfinder (4x4) >1993-95), (Pathfinder (2WD) >1995), (Pickup (4x4) >1993-96), (300ZX (Non Turbo) >1993-97), (Infiniti J30 >1993-95)	1	
	DK6900G-S	Master L/Steels Kit, [RE4R01A] (Pathfinder >1996-Up), (Pickup (2WD) (4Cyl) >1996-Up), (Frontier >1998-Up), (XTerra >2000-Up), (240SX >1997-Up), (Infiniti J30 >1996-Up), (Infiniti QX4 >1997-Up)	1	
	DK6900H-S	Master L/Steels Kit, [RE4R01A] (240SX >1993-95)	1	
	DK6900P-S	Master L/Steels Kit, [RE4R01A / R4AEL] (240SX >1996), (Mazda >1994-99)	1	
	DK6200-S	Master L/Steels Kit, [RE4R03A] (300ZX (Turbo) >1990-97), (Infiniti Q45 >1990-01)	1	
	DK6200E-S	Master L/Steels Kit, [JR403E / RG4R01A] 1988-Up	1	
		MASTER W/STEEL KITS		
	DK6900	Master W/Steels Kit, [RL4R01A / RE4R01A] (Pathfinder (4x4) >1988-89), (Pickup (4x4) >1988-89)	1	
	DK6900B	Master W/Steels Kit, [RL4R01A / RE4R01A / R4AEL] (Pathfinder (2WD) >1990-92), (Pickup (2WD) (4Cyl & V6) >1990-92), (Nissan (Van) >1989), (Mazda >1988-92)	1	
	DK6900C	Master W/Steels Kit, [RE4R01A] (240SX >1989-92), (Infiniti M30 >1990-91)	1	
	DK6900D	Master W/Steels Kit, [RL4R01A / RE4R01A / R4AEL] (Pathfinder (2WD) >1993-94), (Pickup (2WD) (4Cyl & V6) >1993-95), (Mazda >1993)	1	
	DK6900E	Master W/Steels Kit, [RE4R03A] (300ZX (Turbo) >1989-02), (Infiniti Q45 >1989-02) (*Also [RL / RE4R01A] (Pathfinder (4x4)>1990-92), (Pickup (4x4) >1990-92), (300ZX (Non Turbo) >1989-92), (Infiniti J30 >1992)	1	
	DK6900F	Master W/Steels Kit, [RE4R01A] (Pathfinder (4x4) >1993-95), (Pathfinder (2WD) >1995), (Pickup (4x4) >1993-96), (300ZX (Non Turbo) >1993-97), (Infiniti J30 >1993-95)	1	
	DK6900G	Master W/Steels Kit, [RE4R01A] (Pathfinder>1996-Up), (Pickup (2WD) (4Cyl)>1996-Up), (Frontier >1998-Up), (XTerra >2000-Up), (240SX >1997-Up), (Infiniti J30 >1996-Up), (Infiniti QX4 >1997-Up)	1	
	DK6900H	Master W/Steels Kit, [RE4R01A] (240SX >1993-95)	1	
	DK6900P	Master W/Steels Kit, [RE4R01A / R4AEL] (240SX >1996), (Mazda >1994-99)	1	
	DK6200	Master W/Steels Kit, [RG4R01A / JR403A] (Mazda/Titan), (Nissan/ Medium Size Truck), (Isuzu / Diesel NPR & W4), (Mitsubishi / 2-Ton Truck & Bus) 1988-Up	1	
	DK6200E	Master W/Steels Kit, [JR403E / RG4R01A] 1988-4/92	1	
	DK6200F	Master W/Steels Kit, [JR403E / RG4R01A] 5/1992-Up	1	
	DK6900EL	Master W/Steels Kit, [RE5R01A] 1991-Up	1	
		FILTERS		
010	69710	Filter, [RE4R01A] (Nissan (2WD) (V6) >1988-Up) (3/16" Tall Pick-up Tube) (*May be Round or Square)	1	31728-41X00
010	62710	Filter, [RE4R03A] (Nissan 300ZX (Turbo) & (Infiniti Q45)	1	31728-51X02

RL/RE4R01A / RE4R03A / R4A-EL / RG4R01A / JR403E

ILL#	PART#	DESCRIPTION	QTY	REF #
		FILTERS (Cont)		
010	69710A	Filter, [RE4R01A / RG4R01A / JR403E] (Nissan (4x4) 300ZX (Turbo) >1990-97), (Infiniti Q45 >1990-01), (Isuzu & Mitsubishi Tilt Cab Trucks), (3/4" Tall Pick-up Tube) (*May be Round or Square)	1	31728-41X01
010	69710A	Filter, [R4A-EL] (Mazda 929 >1990-Up)	1	31728-41X01
010	69710B	Filler, [RL4R01A] (Pick-Up) (2WD) (4Cyl) (1/4" Tall Square Pick-up Tube)	1	31728-4A00
010	69710C	Filter, [RE5R01A] 1991-Up	1	31728-60X01
010	69710E	Filter, [R4A-EL] (Mazda (4x4) Pickup (B2200) & (B2600) 1990-93	1	BV45-19-815
010	69711A	Filter, [R4A-EL] (Mazda RX7) (*Pick-Up Tube Cut Straight Across) 1993-Up	1	BV65-19-815
010	69711B	Filter, [R4A-EL] (Mazda RX7) (*Pick-Up Tube Cut at Angle) 1993-Up	1	BV65-19-815
		BANDS		
020	69700J	Band, [RL4R01A / RE4R01A] (Overdrive) (1-1/2" Wide) (*With Strut) (Ends are Different) 1987-98	1	31630-4AX01
020	69700L	Band, [RE4R01A] (Overdrive) (2.360" Wide) (3.5L) (V6) (Ends are the Same)	1	
020	93700	Band, [RE4R01A] (Overdrive) (1-1/2" Wide) (1-Groove Lining) (*Without Strut) (Ends are the Same) 1999-Up	1	31630-21X00
020	62700	Band, [RE4R03A / RG4R01A / JR403E] (Overdrive) (2-3/8" Wide) 1989-Up	1	31630-51X02
		BUSHINGS		
	K69000	Bushing Kit, [RL4R01A / RE4R01A] 1987-Up	1	
	K62000	Bushing Kit, [RG4R01A / RE4R03A / JR403E] 1987-Up	1	
034	93001	Bushing, [RL4R01A / RE4R01A / RG4R01A / RE4R03] (Pump Body)	1	31342-21X01
036	69002	Bushing, [RL4R01A / RE4R01A] (Stator) (Front) (.945"ID)	1	31405-41X02
036	62007A	Bushing, [RE4R03A / RG4R01A / JR403E] (Stator) (Front) (1.048"ID) (1.146"OD)	1	31405-51X02
037	93004	Bushing, [RL4R01A / RE4R01A] (Stator) (Center)	1	31363-21X01
037	62003	Bushing, [RE4R03A] (Stator) (Rear) (1.100"ID) (*Also [RG4R01A / RE4R03A] (Front Sun Gear Shell)	1	31405-71X00
046	93005	Bushing, [RL4R01A / RE4R01A] (Reverse Drum)	1	31513-21X00
046	62011	Bushing, [RE4R03A / RG4R01A / JR403E] (Reverse Drum) (2.016"ID) (2.133"OD)	1	31405-51X04
048	69006	Bushing, [RL4R01A / RE4R01A / RG4R01A / JR403E] (Forward Drum)	1	31405-41X05
049	69009	Bushing, [RL4R01A / RE4R01A] (High Hub)	2	
049	62010	Bushing, [RG4R01A / RE4R03A / JR403E] (High Hub)	2	31405-51X05
052	93007	Bushing, [RL4R01A / RE4R01A] (Front Sun Gear) (Shell)	1	31462-21X04
052	62009	Bushing, [RG4R01A / RE4R03A] (Front Sun Gear) (Shell)	1	31405-51X06
060	69011	Bushing, [RL4R01A / RE4R01A] (Rear Ring Gear)	1	31405-41X07
060	62005	Bushing, [RG4R01A / RE4R03A / JR403E] (Rear Ring Gear)	1	
062	69010	Bushing, [RE4R01A] (Front Output Shaft Bushing)	1	31405-41X07
064	69003	Bushing, [RL4R01A / RE4R01A / RE5R01A] (Case)	2	31405-41X00
064	69003A	Bushing, [RL4R01A / RE4R01A] (Case) (1-Piece) (*Replaces 2-Case Bushings)	1	
	62006	Bushing, [RG4R01A / RE4R03A / JR403E] (Case)	2	31405-51X03
	62006A	Bushing, [RG4R01A / RE4R03A / JR403E] (Case) (1-Piece)	1	
066	69008	Bushing, [RL4R01A / RE4R01A] (Extension Housing)	1	31332-X8000
066	62008	Bushing, [RG4R01A / RE4R03A / JR403E] (Extension Housing)	1	31405-51X03
		METAL CLAD SEALS		
070	93151	Seal, [RL / RE4R01A / RE4R03A / RG4R01A / JR403E] (Pump) (Converter Housing)	1	31344-21X00
072	69154	Seal, [RL4R01A / RE4R01A / RE4R03A] (Manual Lever)	1	31375-41X00
074	62152	Seal, [RE4R01A] (Extension Housing) (Pathfinder) 1999-Up	1	31375-51X01
074	66557R	Seal, [R4A-EL] (Extension Housing) (*Mazda RX7 only) 1993-Up	1	BV65-19-437
074	66557M	Seal, [RE4R01A] (Extension Housing) (Mazda 929>1992-Up), (MPV (2WD)>1994-Up)	1	R501-17-335A
074	66557B	Seal, [RL4R01A / RE4R03A] (Extension Housing) (2WD) (*All Except Mazda)	1	31336-X8000

RL/RE4R01A / RE4R03A / R4A-EL / RG4R01A / JR403E

ILL#	PART#	DESCRIPTION	QTY	REF #
		METAL CLAD SEALS (Cont)		
074	69153A	Seal, [R4A-EL] (Adapter Housing) (Mazda) (4x4)	1	M504-17-335
074	69153	Seal, [RL4R01A / RE4R01A] (Extension Housing) (Nissan) (4x4) 1990-Up	1	31336-X6901
074	62153	Seal, [JR403E] (Extension Housing) (Isuzu Truck>1988-Up)	1	94483329
074	62152	Seal, [RE4R03A / RE5R01A] (Extension Housing) (Infiniti M30 & Q45>1990-Up)	1	31375-51X01
089	69991	Seal Retainer, [RL4R01A / RE4R01A] (Front Seal Lock)	1	
		FRICTION CLUTCHES		
106	93104C	Friction, [RL4R01A / RE4R01A] (High Clutch) (.063") (30-Teeth) 1987-Up	4-5	31532-21X05
106	62108	Friction, [RG4R01A / RE4R03A / JR403E] (High Clutch) (.062") (64-Teeth) 1987-Up	6-7	31532-51X04
108	69101	Friction, [RL4R01A / RE4R01A] (Forward Clutch) (.079") (36-Teeth) 1987-Up	5-7	31532-AA060
108	69102	Friction, [RL4R01A / RE4R01A] (Forward Clutch) (.063") (36-Teeth) 1987-Up	5-7	31532-41X16
108	62100	Friction, [RG4R01A / RE4R03A / JR403E] (Forward Clutch) (.079") (50-Teeth) 1987-Up	7-8	31532-51X01
110	93100A	Friction, [RL4R01A / RE4R01A] (Reverse Clutch) (.079") (34-Teeth) 1987-92	2	31532-21X07
110	93100C	Friction, [RL4R01A / RE4R01A] (Reverse Clutch) (.079") (30-Teeth) 1993-Up	2	31532-41X19
110	62106	Friction, [RG4R01A / RE4R03A / JR403E] (Reverse Clutch) (.075") (64-Teeth) 1987-Up	3	31532-51X05
114	69104	Friction, [RL4R01A / RE4R01A] (Low / Reverse Clutch) (.076") (30-Teeth) 1987-94	4-7	31662-AA050
114	69104B	Friction, [RE4R01A] (Low / Reverse Clutch) (.061") 1995-Up	4-7	31662-AA060
114	62104	Friction, [RG4R01A / RE4R03A / JR403E] (Low / Reverse Clutch) (.064") (33-Teeth) 87-Up	7-8	31532-51X07
116	69103	Friction, [RL4R01A / RE4R01A] (Overrun Clutch) (.079") (18-Teeth) 1987-Up	3	31532-41X13
116	62102A	Friction, [RG4R01A / RE4R03A / JR403E] (Overrun Clutch) (Infiniti & Isuzu) 1987-Up (.079") (20-Teeth)	5	31532-51X06
116	69103A	Friction, [RG4R01A / JR403E] (Overrun Clutch) (.063") (20-Teeth) 1995-Up	4-6	31532-41X13
116	62102	Friction, [RE4R03A] (Nissan) (Overrun Clutch) (.063") (20-Teeth) 1987-Up	4	31532-51X02
	K69750A	Kit, Reverse "Drum Saver", (34-Teeth Drums, *Allows Use of Old Drum) 1988-92 (*Replaces Dish Spring With Wave Spring) (Includes: 1-Wave Spring, 2-Undersize Frictions, 2-Undersize Steels)	1	Alto
	K69750B	Kit, Reverse "Drum Saver", (30-Teeth Drums, *Allows Use of Old Drum) 1993-Up (*Replaces Dish Spring With Wave Spring) (Includes: 1-Wave Spring, 2-Undersize Frictions, 2-Undersize Steels)	1	Alto
		STEEL CLUTCHES		
126	69117	Steel, [RL4R01A / RE4R01A] (High Clutch) (.067") (27-Teeth) 1987-Up	4-7	31536-41X04
126	93107C	Steel, [RL4R01A / RE4R01A] (High Clutch) (.118") (27-Teeth) 1987-Up	3	31536-41X02
126	93107D	Steel, [RL4R01A / RE4R01A] (High Clutch) (.079") (27-Teeth) L1989-Up	3-5	31536-41X03
126	62109	Steel, [RG4R01A / JR403E] (High Clutch) (.118") (40-Teeth) 1988-4/1992	6	31536-51X04
126	62107	Steel, [RE4R03A] (High Clutch) (.079") (40-Teeth) 5/1992-Up	7	31536-51X00
128	69111	Steel, [RL4R01A / RE4R01A] (Forward Clutch) (.071") (24-Teeth) 1/1995-Up	5-7	31536-AA010
128	69112	Steel, [RL4R01A / RE4R01A] (Forward Clutch) (.079") (24-Teeth) 1987-1/1995	5-7	31536-41X12
128	62101	Steel, [RE4R03A / RG4R01A / JR403E] (Forward Clutch) (.079") (36-Teeth) (5.360"ID)	7-14	31536-51X07
130	93102A	Steel, [RL4R01A / RE4R01A] (Reverse Clutch) (.079") (30-Teeth) (5.356"ID) 1987-92	2	31536-21X00
130	93102B	Steel, [RL4R01A / RE4R01A] (Reverse Clutch) (.079") (30-Teeth) (5.090"ID) 1993-Up	2	31536-41X14
130	62107	Steel, [RE4R03A / RG4R01A / JR403E] (Reverse Clutch) (.079") (40-Teeth)	3	31536-51X00
134	69114	Steel, [RL4R01A / RE4R01A] (Low / Reverse Clutch) (.079") (14-Teeth) 1989-Up	4-7	31666-AA050
134	69114C	Steel, [RL4R01A / RE4R01A] (Low / Reverse Clutch) (.051") (14-Teeth) 1989-Up	AR	31666-41X01
134	62105	Steel, [RE4R03A / RG4R01A / JR403E] (Low / Reverse Clutch) (.079") (11-Teeth)	6-9	31666-51X00
136	69113	Steel, [RL4R01A / RE4R01A] (Overrun Clutch) (.079") (6-Teeth) (4.700"ID)	3-5	31536-41X10
136	62103	Steel, [RE4R03A / RG4R01A / JR403E] (Overrun Clutch) (.079") (6-Teeth) (5.360"ID)	5-7	31532-51X02
		CLUTCH PRESSURE PLATES		
146	69719A	Pressure Plate, [RL4R01A / RE4R01A] (High Clutch) (*Selective 3.6mm - 5.0mm) (27-Teeth)	1	31535-49X00
147	69717	Pressure Plate, [RL4R01A / RE4R01A] (High Clutch) (Bottom)	1	31657-AA-000

RL/RE4R01A / RE4R03A / R4A-EL / RG4R01A / JR403E

ILL#	PART#	DESCRIPTION	QTY	REF #
		CLUTCH PRESSURE PLATES (Cont)		
148	69714G	Pressure Plate, [RL4R01A / RE4R01A] (Forward Clutch) (8.2mm) (.323") (24-Teeth)	1	
154	69716	Pressure Plate, [RL4R01A / RE4R01A] (Low / Reverse Clutch) (14-Teeth) (*Selective 8.6mm - 9.6mm)	1	31667-41X00
156	69715	Pressure Plate, [RL4R01A / RE4R01A] (Overrun Clutch) (6-Teeth) (*Selective 4.0mm - 5.2mm)	1	31537-41X78
		VALVE BODY KITS		
	KRE4R01A	Shift Correction Package, [RE4R01A / JR403E] 1989-98	1	Superior
	K69908	Shift Kit, [RE4R01A / R4A-EL / R4AX-EL / JR403E]	1	Transgo
		OIL SEALING RINGS		
	K69903E	Ring Kit, [RL4R01A / RE4R01A] 1987-Up	1	
	K62300	Ring Kit, [RE4R03] 1990-Up	1	
	K62301	Ring Kit, [RG4R01A / JR403E] 1988-Up	1	
176	69305	Ring, [RL4R01A / RE4R01A / RE4R03A / RG4R01A / JR403E] (Pump Slide) (Metal)	1	31363-41X00
179	69309T	Ring, [RL4R01A / RE4R01A / RE4R03A / RG4R01A / JR403E] (Reverse Clutch) (Teflon)	2	31361-21X00
180	69304T	Ring, [RL4R01A / RE4R01A / RE4R03A / RG4R01A / JR403E] (High Clutch) (Teflon)	2	31358-41X01
181	69303T	Ring, [RL4R01A / RE4R01A / RE4R03A / RG4R01A / JR403E] (Forward & Overrun)	4	31525-41X00
189	69303A	Ring, [RL4R01A] (Governor) (Teflon)	3	31525-48X00
		WASHERS & BEARINGS		
	K69907	Washer Kit, [RL4R01A / RE4R01A]	1	
	K69906A	Bearing Kit, [RL4R01A / RE4R01A] (Thrust Bearings)	1	
	K69906	Bearing Kit, [RG4R01A / JR403E] (Thrust Bearings) (*Planet Only)	1	
211	93400	Washer, [RL4R01A / RE4R01A / RG4R01A / RE4R03A / JR403E] (Stator to Reverse Drum) (.035") (Plastic)	1	31528-21X01
211	93400C	Washer, [RL4R01A / RE4R01A / RG4R01A / RE4R03A / JR403E] (Stator to Reverse Drum) (.040") (Plastic)	1	31528-21X02
211	93400A	Washer, [RL4R01A / RE4R01A / RG4R01A / RE4R03A / JR403E] (Stator to Reverse Drum) (.051") (Plastic)	1	31528-21X03
211	93400B	Washer, [RL4R01A / RE4R01A / RG4R01A / RE4R03A / JR403E] (Stator to Reverse Drum) (.067") (Plastic)	1	31528-21X05
211	93400E	Washer, [RL4R01A / RE4R01A / RG4R01A / RE4R03A / JR403E] (Stator to Reverse Drum) (.075") (Plastic)	1	
211	62420	Ball Bearing, [RG4R01A / JR403E] (Stator to Power Take-Off Gear)	1	31407-41X10
220	69408B	Bearing W/Race, [RL4R01A / RE4R01A] (Stator to High Drum)	1	31407-41X07
220	62408B	Bearing W/Race, [RE4R03A / RG4R01A / JR403E] (Stator to High Drum)	1	
221	93404	Race, [RL4R01A / RE4R01A / RG4R01A / JR403E] (Stator to High Drum) (.031") (3-Tab) (Metal)	1	31429-21X00
221	93404A	Race, [RL4R01A / RE4R01A / RG4R01A / JR403E] (Stator to High Drum) (.039") (3-Tab) (Metal)	1	31429-21X01
221	93404B	Race, [RL4R01A / RE4R01A / RG4R01A / JR403E] (Stator to High Drum) (.047") (3-Tab) (Metal)	1	31429-21X02
221	93404D	Race, [RL4R01A / RE4R01A / RG4R01A / JR403E] (Stator to High Drum) (.063") (3-Tab) (Metal)	1	31429-21X04
221	93404E	Race, [RL4R01A / RE4R01A / RG4R01A / JR403E] (Stator to High Drum) (.071") (3-Tab) (Metal)	1	31429-21X05
225	62421	Bearing W/Race, [RG4R01A / JR403E] (Power Take-Off Drive Gear to Front Support)	1	
228	69409	Race, [RL4R01A / RE4R01A / RE4R03A / RG4R01A / JR403E] (High Drum to Hub) (3-Tab) (Metal)	1	31439-21X00
229	93406	Bearing W/Race, [RL4R01A / RE4R01A / RE4R03A / RG4R01A / JR403E] (High Drum to Hub)	1	31438-X0100
232	69415	Bearing W/Race, [RL4R01A / RE4R01A / RE4R03A / RG4R01A / JR403E] (High Drum to Hub) (.110" Thick) (*Also Fits [RL4R01A / RE4R01A] High Hub to Sun Shell)	1	31438-X0101

RL/RE4R01A / RE4R03A / R4A-EL / RG4R01A / JR403E

ILL#	PART#	DESCRIPTION	QTY	REF #
		WASHERS & BEARINGS (Cont)		
232	69415A	Bearing W/Race, [RL4R01A / RE4R01A / RE4R03A / RG4R01A / JR403E] (Forward Drum to Hub)	1	
048	69863	Caged Needle Bearing, [RL4R01A / RE4R01A / RE4R03A / RG4R01A / JR403E] (Forward Drum) (Rear)	1	31455-41X02
238	69412	Bearing W/Race, [RL4R01A / RE4R01A] (Front Planet to Rear Sun Gear)	1	31407-41X08
238	62445	Bearing W/Race, [RG4R01A / JR403E] (Front Planet to Rear Sun Gear)	1	31407-71X03
238	93410	Bearing W/Race, [RE4R03A] (Front Planet to Rear Sun Gear)	1	31455-21X00
241	69415	Bearing W/Race, [RL4R01A / RE4R01A] (High Hub to Sun Shell)	1	31407-41X05
241	62441	Bearing W/Race, [RE4R03A / RG4R01A / JR403E] (High Hub to Sun Shell & Shell to Front Planet)	1	31407-51X05
243	69411	Race, [RL4R01A / RE4R01A] (Shell to Front Planet & Rear Planet to Ring Gear)	2	31464-21X00
243	62411A	Race, [RE4R03A / RG4R01A / JR403E] (Shell to Front Planet) (3-3/4"OD) (4-Outer Tabs)	1	31435-51X00
243	69413	Race, [RG4R01A / JR403E] (Rear Planet to Rear Ring Gear) (4-Outer Tabs)	1	31435-41X00
243	62411C	Race, [RE4R03A] (Rear Planet to Rear Ring Gear) (2-3/8"OD) (4-Outer Tabs)	1	31435-51X01
244	69411B	Bearing W/Race, [RL4R01A / RE4R01A] (Shell to Front Planet & Rear Planet to Rear Ring Gear)	2	31435-21X00
244	62441	Bearing W/Race, [RE4R03A / RG4R01A / JR403E] (Shell to Front Planet)	1	31407-51X01
244	62441A	Bearing W/Race, [RG4R01A / JR403E] (Rear Planet to Rear Ring Gear)	1	31407-71X03
244	62441B	Bearing W/Race, [RE4R03A] (Rear Planet to Rear Ring Gear)	1	31407-51X03
247	62445	Bearing W/Race, [RL4R01A / RE4R01A / RE4R03A] (Rear Sun Gear to Rear Planet) (*Also Fits [RE4R03A] Front Planet to Rear Sun Gear)	1-2	
247	62445A	Bearing W/Race, [RG4R01A / JR403E] (Rear Sun Gear to Rear Planet)	1	
254	69414	Washer, [RL4R01A / RE4R01A] (Rear Planet Ring Gear to Clutch Hub) (3-13/16"OD) (Plastic)	2	31508-41X00
254	62401	Washer, [RE4R03A / RG4R01A / JR403E] (Rear Planet Ring Gear to Clutch Hub) (4-5/16"OD) (Plastic)	2	31508-51X08
260	69416	Bearing W/Race, [RL4R01A / RE4R01A] (Overrun Hub to Rear Support)	1	31407-41X04
260	69417	Bearing W/2 Races, [RL4R01A / RE4R01A] (Overrun Hub to Rear Support)	1	31407-41X11
260	62449	Bearing W/Race, [RE4R03A / RG4R01A / JR403E] (Overrun Hub to Rear Support)	1	31407-51X02
263	69416A	Bearing W/Race, [RL4R01A / RE4R01A] (Case to Park Gear)	1	31407-41X06
263	62422	Ball Bearing, [RG4R01A / JR403E] (Case to Output Shaft) (1.573"ID) (3.148"OD)	1	
271	62423	Ball Bearing, [RG4R01A / JR403E] (Output Shaft to Extension Housing) (1.370"ID) (2.834"OD)	1	
286	69824	Washer, [RL4R01A / RE4R01A] (Low Sprag to Snap Ring)	1	
		GASKETS & RUBBER COMPONENTS		
300	69500 D or F	Gasket, [RL4R01A / RE4R01A / RE5R01A] (Bottom Pan) (*Add "D" for Duraprene or "F" for Farpack)	1	31397-41X01
300	62500 D or F	Gasket, [RE4R03A / RG4R01A / JR403E] (Bottom Pan) (*Add "D" for Duraprene or "F" for Farpack)	1	31397-41X01
305	69507	Gasket, [RL4R01A / RE4R01A] (Extension Housing)	1	31338-41X01
310	69508	Gasket, [R4A-EL / RE4R03A] (Pump) (Paper) (*Mazda Applications)	1	31366-41X01
310	69508E	Gasket, [RE4R01A / RE5R01A] (Pump) (With Input Speed Sensor Cut Out) (Metal) (* Retros All)	1	31366-51X00
310	62501	Gasket, [RG4R01A / JR403E] (Pump)	1	94483318
311	69505	O-Ring, [RL4R01A / RE4R01A / RE4R03A / RG4R01A / JR403E] (Pump)	1	31526-41X01
320	69509A	Gasket, [RE4R01A] (Valve Body) (Upper) 1987-03 (* All Except [R4A-EL] Mazda RX7, 929) (* Will Not Fit RL4R01A)	1	
321	69510A	Gasket, [RE4R01A] (Valve Body) (Lower) 1987-03 (* All Except [R4A-EL] Mazda RX7, 929) (* Will Not Fit RL4R01A)	1	31717-60X01
344	62503	O-Ring, [RE4R03A / JR403E] (Pump Support to Case)	1	31526-71X00
	3291	O-Ring, [RL4R01A / RE4R01A] (Filler Tube)	1	6264902
	69506	O-Ring, [RE4R01A] (Filter)	1	31526-41X07

RL/RE4R01A / RE4R03A / R4A-EL / RG4R01A / JR403E

ILL#	PART#	DESCRIPTION	QTY	REF #
		TECHNICAL MANUALS		
	TMRE4R01A	Technical Manual, [RE4R01A]	1	ATSG
	TMRL4R01A	Technical Manual, [RL4R01A]	1	ATSG
	TMJR403E	Technical Manual, [RG4R01A / JR403E]	1	ATSG
		ELECTRICAL COMPONENTS		
410	69972	Switch, [RE4R01A] (Neutral Safety) (Pathfinder / Pick-Up) 1988-89	1	31918-41X03
410	69973	Switch, [RE4R01A] (Neutral Safety) (Van) 1988-89	1	31918-41X07
410	69973A	Switch, [RE4R01A] (Neutral Safety) (240SX) 1988-89	1	31918-41X10
410	69972A	Switch, [RE4R01A] (Neutral Safety) (Pathfinder / Pick-Up) (4 Cyl) 1990-Up	1	31918-41X17
410	69972B	Switch, [RE4R01A] (Neutral Safety) (Pathfinder / Pick-Up) (6 Cyl) 1990-Up	1	31918-41X22
410	69973B	Switch, [RE4R01A] (Neutral Safety) (300ZX Without Turbo) 1990-93	1	31918-41X24
410	69973C	Switch, [RE4R01A] (Neutral Safety) (300ZX Without Turbo) 1994-Up	1	31918-41X73
410	62972	Switch, [JR403E] (Neutral Safety) (18-1/2" Wire Harness) (With (1) 9-Prong Connector)	1	
410	62972A	Switch, [JR403E] (Neutral Safety) (19-3/4" Wire Harness) (With (1) 2-Prong Connector)	1	
410	62972B	Switch, [JR403E] (Neutral Safety) (19-3/4" Wire Harness) (With (1) 2-Prong Connector)	1	
410	62973	Switch, [RE4R03A] (Neutral Safety) (300ZX With Turbo) 1990-93	1	31918-51X16
410	62973A	Switch, [RE4R03A] (Neutral Safety) (300ZX With Turbo) 1994-Up	1	31918-51X16
420	K69954	Solenoid Assembly, [RE4R01A / RE4R03A / JR403E] (4-Solenoid) 5/1988-Up	1	31940-41X09
425	62997	Solenoid, [RE4R01A / RG4R01A / RE4R03A / JR403E / R4A-EL] (Lock-Up) 1988-97	1	31940-41X10
425	69974	Solenoid, [RL4R01A] (Lock-up & Overdrive Cancel) 1987-Up	1	31940-48X02
436	69969	Sensor, [RE4R01A] (Output Speed) (Pathfinder / Pick-Up) 1988-89	1	31935-42X09
436	69970	Sensor, [RE4R01A] (Output Speed) (Van) 1988-89	1	31935-41X10
436	69971	Sensor, [RE4R01A] (Output Speed) (240SX) 1988-89	1	31935-41X07
436	69969A	Sensor, [RE4R01A] (Output Speed) (2WD) 1990-Up	1	31935-42X23
436	69969B	Sensor, [RE4R01A] (Output Speed) (4x4) 1990-Up	1	31935-42X63
436	69971A	Sensor, [RE4R01A] (Output Speed) (240SX) 1990-Up	1	31935-41X20
436	69971B	Sensor, [RE4R01A] (Output Speed) (300ZX Without Turbo) 1990-Up	1	31935-42X19
436	62969	Sensor, [JR403E] (Output Speed) (With 6" Wire Harness) (With 2-Prong Connector)	1	
436	62971	Sensor, [RE4R03A] (Output Speed) (Infiniti Q45, Mazda, 300ZX With Turbo) 1990-Up	1	31935-51X14
438	62970	Sensor, [RE4R03A] (Input Speed)	1	
445	62995	Wire Harness, [JR403E] (Internal / External) (20" Long) (With (2) 2-Wire Connectors, (1) 1-Wire Connector & (1) Temperature Switch on Internal Side)	1	
		HARD PARTS		
500	69912	Pump Complete, [RL4R01A / RE4R01A] (2-Lugs on Rotor) (Stator Front Bushing .945"ID) (*No Switch on Back) (3-1/2" From End of Stator Shaft to the Step at the Base)	1	31340-41X17
500	69912A	Pump, [RE4R01A] (2-Lugs on Rotor) (Stator Front Bushing .945"ID) (*With Switch on Back)	1	31340-41X13
500	69912B	Pump Complete, [R4A-EL] (2-Lugs on Rotor) (With Short Stator) (Mazda 929 & Infiniti J30)	1	
500	69912C	Pump Complete, [RE4R01A] (With Mill Flat Rotor) (*No Switch on Back)	1	
500	69912D	Pump Complete, [RE4R01A] (With Mill Flat Rotor) (*With Switch on Back)	1	
500	62912	Pump Complete, [REG4R01A / JR403E] (With Mill Flat Rotor)	1	31340-51X02
500	62912A	Pump, [RE4R03A] (Mill Flat Rotor) (Stator Front Bushing 1.045"ID) (*With Hole for Switch)	1	
510	69911	Pump Body, [RL4R01A / RE4R01A] (2-Lugs on Rotor)	1	
510	69911C	Pump Body, [RL/RE4R01A / RG4R01A / JR403E] (With Mill Flat Rotor)	1	
510	62905	Pump Body, [RE4R03A] (With Mill Flat Rotor)	1	31341-51X01
511	62202	Ring, [RG4R01A / JR403E] (Outer Pump Body) (Steel With 10-Bolts)	1	
520	69910	Stator, [RL4R01A / RE4R01A] (.945"ID Front Bushing) (*No Switch on Back) (3-1/2" From Front End of Shaft to Step at the Base) (Use With Lug Rotor)	1	31350-41X00
520	69910C	Stator, [RL4R01A / RE4R01A] (.945"ID Front Bushing) (*No Switch on Back) (3-5/8" from the Front End of Shaft to Step at the Base) (Use With Mill Flat Rotor)	1	

RL/RE4R01A / RE4R03A / R4A-EL / RG4R01A / JR403E

ILL#	PART#	DESCRIPTION	QTY	REF #
		HARD PARTS (Cont)		
520	69910A	Stator, [RE4R01A] (.945"ID Front Bushing) (*With Switch on Back) (Use With Lug Rotor)	1	
520	69910D	Stator, [RE4R01A] (.945"ID Front Bushing) (Use With Milled Flat Rotor)	1	
520	62916	Stator, [RG4R01A / JR403E] (.945"ID Front Bushing) (Use With Mill Flat Rotor)	1	31350-51X01
520	62916A	Stator, [RE4R03A] (1.045"ID Front Bushing) (*With Hole for Switch) (4-3/16" Long Shaft)	1	
520	62916B	Stator, [RE4R03A] (1.045"ID Front Bushing) (*No Hole for Switch) (3-3/16" Long Shaft)	1	
		PUMP COMPONENTS		
532	69802	Rotor, [RL4R01A / RE4R01A] (Pump) (With 2-Lugs)	1	31240-AA000
532	69802A	Rotor, [RE4R01A] (Pump) (With Mill Flats)	1	31240-AA010
532	62802	Rotor, [RE4R03A] Pump (With Mill Flats)	1	31240-AA000
533	69801	Vane, [RL4R01A / RE4R01A / RE4R03A / RG4R01A / JR403E] (Pump)	13	31243-AA00
534	69803	Slide, [RL4R01A / RE4R01A] (Pump)	1	31241-AA00
534	62803	Slide, [RE4R03A / RG4R01A / JR403E] {Pump}	1	
538	69804	Ring, Vane, [RL4R01A / RE4R01A] (Pump)	2	
		HARD PARTS (Cont)		
554	69941	Drum, [RL4R01A / RE4R01A] (Forward Clutch) (7-7/8" Tall) (5-7 Clutch) 1988-92 (Less Sprag) (Low / Reverse Clutch Hub Spline Length is 1.765" Tall)	1	31571-41X00
554	69941A	Drum, [RE4R01A] (Forward Clutch) (7-7/8" Tall) (5-7 Clutch) 1993-Up (Less Sprag) (Low / Reverse Clutch) (Hub Spline Length is 1.645" Tall) (*Retros to 1988 if used with 69728 Sprag)	1	31571-41X01
554	69941B	Drum, [RE4R01A] (Forward Clutch) (7-7/8" Tall) (5-7 Clutch) (Less Sprag) (Low / Reverse Clutch) (Hub Spline Length is 1.645" Tall) (Uses 34-Element Sprag)	1	31571-51X03
554	62800	Drum, [RG4R01A / JR403E] (Forward Clutch) (9-1/8" Tall) (Less Sprag) (Bushing #048 Inside)	1	31571-51X03
554	62800A	Drum, [RG4R01A / JR403E] (Forward Clutch) (9-1/8" Tall) (Less Sprag) (Bearing #048 Inside) (3.850"ID Sprag Outer Race)	1	
554	62800B	Drum, [RG4R01A / JR403E] (Forward Clutch) (9" Tall) (Less Sprag) (Bearing #048 Inside) (3.720"ID Sprag Outer Race)	1	
554	62800C	Drum, [RE4R03A] (Forward Clutch) (8-3/4" Tall) (Less Sprag)	1	
555	69942	Drum, [RL4R01A / RE4R01A] (High) (27-Teeth Steels) (5-3/4"OD) 1987-92 (With 34-Teeth Reverse Hub)	1	31541-21X05
555	69942A	Drum, [RL4R01A / RE4R01A] (High) (27-Teeth Steels) (5-3/4"OD) (With 30-Teeth Reverse Hub)	1	
555	62942	Drum, [RG4R01A / JR403E] (High) (6 Clutch) (6-5/8"OD)	1	
555	62942A	Drum, [RE4R03A] (High) (6 Clutch) (6-5/8"OD)	1	
555	62942B	Drum, [RE4R03A] (High) (7 Clutch) (6-5/8"OD)	1	
556	69943	Drum, [RL4R01A / RE4R01A] (Reverse) (2 Clutch) (6-5/8"OD) (8-Drive Lugs)	1	31571-41X01
556	69943A	Drum, [RL4R01A / RE4R01A] (Reverse) (2 Clutch) (6-5/8"OD) (12-Drive Lugs)	1	
556	62943	Drum, [RG4R01A / JR403E] (Reverse)	1	
556	62873	Drum, [RE4R03A / RG4R01A / JR403E] (Reverse) (3 Clutch) (7-1/8"OD)	1	
574	69944	Clutch Hub, [RL4R01A / RE4R01A] (Forward) (Less Sprag) (5-1/4"OD) (Clutch Hub 1.330" Tall at Splines)	1	31487-41X00
574	69944A	Clutch Hub, [RE4R01A] (Forward) (Less Sprag) (5-1/4"OD) (Clutch Hub 1.180" Tall at Splines)	1	
574	62944	Clutch Hub, [RE4R03A / RG4R01A / JR403E] (Forward) (Less Sprag) (6"OD)	1	269165E
575	69844	Clutch Hub, [RL4R01A / RE4R01A] (High) (Cast Iron) (Wide Teeth) 1987-Up (.150" Thick #229 Bearing)	1	31550-48X00
575	69844A	Clutch Hub, [RL4R01A / RE4R01A] (High) (4-3/8"OD) 1988-89 (*All 4x4 1990-Up)	1	31550-41X00
575	69844B	Clutch Hub, [RE4R01A] (High) (4-3/8"OD) (2WD) 1990-Up	1	
575	62863	Clutch Hub, [RE4R03A / RG4R01A / JR403E] (High) (5-1/8"OD)	1	31455-41X00
579	69945	Clutch Hub, [RL4R01A / RE4R01A] (Overrun) (4-5/8"OD)	1	31591-41X01
579	62864	Clutch Hub, [RE4R03A / RG4R01A / JR403E] (Overrun) (5-5/16"OD)	1	31591-51X00

RL/RE4R01A / RE4R03A / R4A-EL / RG4R01A / JR403E

ILL#	PART#	DESCRIPTION	QTY	REF #
		HARD PARTS (Cont)		
582	69982J	Planet, [RL4R01A / RE4R01A] (Front) (33-Teeth Front Sun Gear) (1.885"OD) (2-Grooves)	1	31420-41X08
582	69982JA	Planet, [RL4R01A / RE4R01A] (Front) (33-Teeth Front Sun Gear) (1.885"OD) (No Groove)	1	
582	69982K	Planet, [RL4R01A / RE4R01A] (Front) (33-Teeth Front Sun Gear) (1.910"OD) (1-Groove)	1	
582	62747A	Planet, [RG4R01A / JR403E] (Front) (40-Teeth Front Sun Gear) (33-Teeth on Pinions)	1	
582	62747	Planet, [RE4R03A] (Front) (40-Teeth Front Sun Gear) (26-Teeth on Pinions)	1	31420-51X06
583	K69982K	Planet Kit, [RL4R01A / RE4R01A] (37-Teeth Rear Sun Gear) (Includes: #622 to #594)	1	
583	K69982J	Planet Kit, [RL4R01A / RE4R01A] (42-Teeth Rear Sun Gear) (Includes: #622 to #594) (42-Teeth Sun Gear With 4-Notches) (Shell has 33-Teeth) (1.885"OD) (8-Lugs)	1	
583	K69982JA	Planet Kit, [RL4R01A / RE4R01A] (42-Teeth Rear Sun Gear) (Includes: #622 to #594) (42-Teeth Sun Gear With 4-Notches) (Shell has 33-Teeth) (1.910"OD) (8-Lugs)	1	
583	K69982JB	Planet Kit, [RL4R01A / RE4R01A] (42-Teeth Rear Sun Gear) (Includes: #622 to #594) (42-Teeth Sun Gear With 4-Notches) (Shell has 33-Teeth) (1.910"OD) (12-Lugs)	1	
583	K62731C	Planet Kit, [RG4R01A / JR403E] (44-Teeth Rear Sun Gear) (Includes: #622 to #594)	1	
583	K62731A	Planet Kit, [RE4R03A] (51-Teeth Rear Sun Gear) (Includes: #622 to #594)	1	
583	K62731B	Planet Kit, [RE4R03A] (58-Teeth Rear Sun Gear) (Includes: #622 to #594)	1	
584	69983A	Planet, [RL4R01A / RE4R01A] (Rear) (37-Teeth Rear Sun Gear) (2-Grooves)	1	31440-41X08
584	69983AA	Planet, [RL4R01A / RE4R01A] (Rear) (37-Teeth Rear Sun Gear) (No Groove)	1	31440-41X04
584	69983J	Planet, [RL4R01A / RE4R01A] (Rear) (42-Teeth Rear Sun Gear) (No Groove)	1	31440-41X13
584	69983JA	Planet, [RL4R01A / RE4R01A] (Rear) (42-Teeth Rear Sun Gear) (1-Groove)	1	31440-41X10
584	69983JB	Planet, [RL4R01A / RE4R01A] (Rear) (42-Teeth Rear Sun Gear) (5 Gear)	1	
584	62731B	Planet, [RG4R01A / JR403E] (Rear) (44-Teeth Rear Sun Gear)	1	31440-71X02
584	62731	Planet, [RE4R03A] (Rear) (51-Teeth Rear Sun Gear)	1	31440-51X84
584	62731A	Planet, [RE4R03A] (Rear) (58-Teeth Rear Sun Gear)	1	
592	62713	Ring Gear, [RG4R01A / JR403E] (Front Planet) (6-1/4"OD)	1	
592	62713A	Ring Gear, [RE4R03A] (Front Planet)	1	
594	69815	Ring Gear, [RL4R01A / RE4R01A] (Rear Planet) (37-Teeth Rear Sun Gear) (2-Grooves)	1	31450-41X01
594	69815A	Ring Gear, [RL4R01A / RE4R01A] (Rear Planet) (37-Teeth Rear Sun Gear) (No Groove)	1	
594	69815B	Ring Gear, [RL4R01A / RE4R01A] (Rear Planet) (42-Teeth Rear Sun Gear) (No Groove)	1	
594	69815C	Ring Gear, [RL4R01A / RE4R01A] (Rear Planet) (42-Teeth Rear Sun Gear) (1-Groove)	1	
594	62865	Ring Gear, [RE4R03A] (Rear Planet) (51-Teeth Rear Sun Gear)	1	
614	69843	Sun Gear, [RL4R01A / RE4R01A] (Rear) (37-Teeth) (2-Grooves)	1	31469-41X03
614	69843C	Sun Gear, [RL4R01A / RE4R01A] (Rear) (37-Teeth) (No Groove)	1	31469-41X01
614	69843A	Sun Gear, [RL4R01A / RE4R01A] (Rear) (42-Teeth) (No Groove)	1	31469-41X04
614	69843B	Sun Gear, [RL4R01A / RE4R01A] (Rear) (42-Teeth) (1-Groove)	1	31469-41X02
614	62749B	Sun Gear, [RG4R01A / JR403E] (Rear) (44-Teeth)	1	
614	62749	Sun Gear, [RE4R03A] (Rear) (51-Teeth)	1	
614	62749A	Sun Gear, [RE4R03A] (Rear) (58-Teeth)	1	
622	69834	Shell, [RL4R01A / RE4R01A] (With 33-Teeth Sun Gear) (1.885"OD) (2-Grooves)	1	31460-41X02
622	69834A	Shell, [RL4R01A / RE4R01A] (With 33-Teeth Sun Gear) (1.885"OD) (No Groove)	1	31469-41X04
622	69834B	Shell, [RL4R01A / RE4R01A] (With 33-Teeth Sun Gear) (1.910"OD) (8-Lugs)	1	31460-41X02
622	69834C	Shell, [RL4R01A / RE4R01A] (With 33-Teeth Sun Gear) (1.910"OD) (12-Lugs)	1	
622	62866	Shell, [RE4R03A / RG4R01A / JR403E] (With 40-Teeth Sun Gear)	1	
630	62756	Support, [RG4R01A / JR403E] (Front) (Reverse Clutch Drum Support)	1	
		SPRAGS & ONE WAY CLUTCHES		
656	69727	Sprag, [RL4R01A / RE4R01A] (Front) (28-Elements)	1	
656	62727	Sprag, [RE4R03A / RG4R01A / JR403E] (Front) (30-Elements)	1	
658	69728A	Sprag, [RL4R01A / RE4R01A / RG4R01A / JR403E] (Low Sprag) (34-Elements) (.404" Wide)	1	

RL/RE4R01A / RE4R03A / R4A-EL / RG4R01A / JR403E

ILL#	PART#	DESCRIPTION	QTY	REF #
		SPRAGS & ONE WAY CLUTHES (Cont)		
658	69728	Sprag, [RL4R01A / RE4R01A / RG4R01A / JR403E] (Low Sprag) (30-Elements) (.406" Wide)	1	
658	62728A	Sprag, [RE4R03A / JR403E] (Low Sprag) (34-Elements) (3-7/8" ID) (.530" Wide)	1	
		HARD PARTS		
668	69731	Rear Support, [RL4R01A / RE4R01A] (With 1-Lube Hole on Sprag Area)	1	31487-41X00
668	69731A	Rear Support, [RL4R01A / RE4R01A] (With 4-Lube Holes on Sprag Area)	1	
668	62862	Rear Support, [RE4R03A / RG4R01A / JR403E] (With 4-Small O-Rings Between Support & Case) (2.441"OD Front Bushing Surface) (Bearing #048) (3.602" Overall Length)	1	31472-51X00
668	62862A	Rear Support, [RE4R03A / RG4R01A / JR403E] (With 4-Small O-Rings Between Support & Case) (2.338"OD Front Bearing Surface) (Bearing #048) (3.602" Overall Length)	1	
668	62862B	Rear Support, [RE4R03A / RG4R01A / JR403E] (With 4-Small O-Rings Between Support & Case) (2.338"OD Front Bearing Surface) (Bearing #048) (3.559" Overall Length)	1	
668	62862C	Rear Support, [RE4R03A / RG4R01A / JR403E] (With 4-Small O-Rings Between Support & Case) (2.441"OD Front Bushing Surface) (Bushing #048) (3.559" Overall Length)	1	
668	62862D	Rear Support, [RE4R03A / RG4R01A / JR403E] (With 3-Small O-Rings Between Support & Case) (2.441"OD Front Bushing Surface) (Bushing #048) (3.559" Overall Length)	1	
670	69806	Input Shaft, [RL4R01A / RE4R01A] (12-3/8" Long) (With 20-Splines on Converter End) (No Electric Pick-up in Middle of Shaft)	1	31411-41X00
670	69806A	Input Shaft, [RL4R01A / RE4R01A] (12-3/8" Long) (With 20-Splines on Converter End) (With Electric Pick-up in Middle of Shaft)	1	31411-41X02
670	69806B	Input Shaft, [RE4R01A] (12-3/8" Long) (With 18-Splines on Converter End)	1	
670	62880A	Input Shaft, [RG4R01A / JR403E] (17-3/4" Long)	1	
670	62880	Input Shaft, [RE4R03A] (15" Long)	1	31411-51X01
678	69737	Output Shaft, [RL4R01A / RE4R01A] (4x4) (13-5/8" Long) (With 30-Splines)	1	31480-41X02
678	69955C	Output Shaft, [RL4R01A / RE4R01A] (4x4) (11-1/4" Long) (With 25-Splines)	1	BV50-19-670
678	69737D	Output Shaft, [RL4R01A / RE4R01A] (4x4) (13" Long) (With 30-Splines)	1	
678	69955B	Output Shaft, [RL4R01A / RE4R01A] (2WD) (240SX) (4 & 6 Cyl)	1	31480-41X00
678	69955A	Output Shaft, [RL4R01A / RE4R01A] (2WD) (19-1/4" Long) (Speed-O Gear Slides Off)	1	31480-41X04
678	69737E	Output Shaft, [RL4R01A / RE4R01A] (2WD) (19-1/4" Long) (7-Teeth Speed-O Gear Made on Shaft)	1	31480-48X00
678	69737F	Output Shaft, [RL4R01A / RE4R01A] (2WD) (1-1/4") (6-Teeth Speed-O Gear Made on Shaft)	1	
678	62882A	Output Shaft, [RG4R01A / JR403E] (2WD) (15-32/8" Long) (With Bolt on Yoke)	1	
678	62882	Output Shaft, [RE4R03A] (2WD) (18-1/2" Long)	1	31480-51X00
680	69204	Governor, [RL4R01A]	1	
690	69874	Park Gear, [RE4R01A] (No Governor Type) (No Rings) (Solid)	1	31486-41X00
690	69874A	Park Gear, [RL4R01A] (Governor Type) (With 3-Sealing Rings)	1	
690	62874	Park Gear, [RG4R01A / JR403E] (6-1/2" Diameter) (1-3/16" Thick at Lugs)	1	
690	62874A	Park Gear, [RE4R03A] (Governor Type) (No Rings) (Notched Out)	1	
		VALVE BODIES (REBUILT)		
740	NS-6707	Valve Body, [RE4R01A] (5-Solenoids) 1987-Up	1	
740	NS-6708	Valve Body, [RE4R03A] (5-Solenoids) 1987-Up	1	
		VALVE BODIES		
740	69880A	Valve Body, [RL4R01A] (2-Solenoids) (With T.V. Kickdown)	1	
740	69880B	Valve Body, [RE4R01A] (5-Solenoids) (With 3-Connectors)	1	
740	69880C	Valve Body, [RE4R01A] (5-Solenoids) (With 4-Connectors)	1	
740	69880D	Valve Body, [RE4R01A] (1-Solenoid) (4-Cylinder Truck)	1	
740	69880E	Valve Body, [RE4R01A] (6-Solenoids) (With 3-Connectors)	1	
740	62892A	Valve Body, [RG4R01A / JR403E] (5-Solenoids)	1	
740	62892	Valve Body, [RE4R03A]	1	

RL/RE4R01A / RE4R03A / R4A-EL / RG4R01A / JR403E

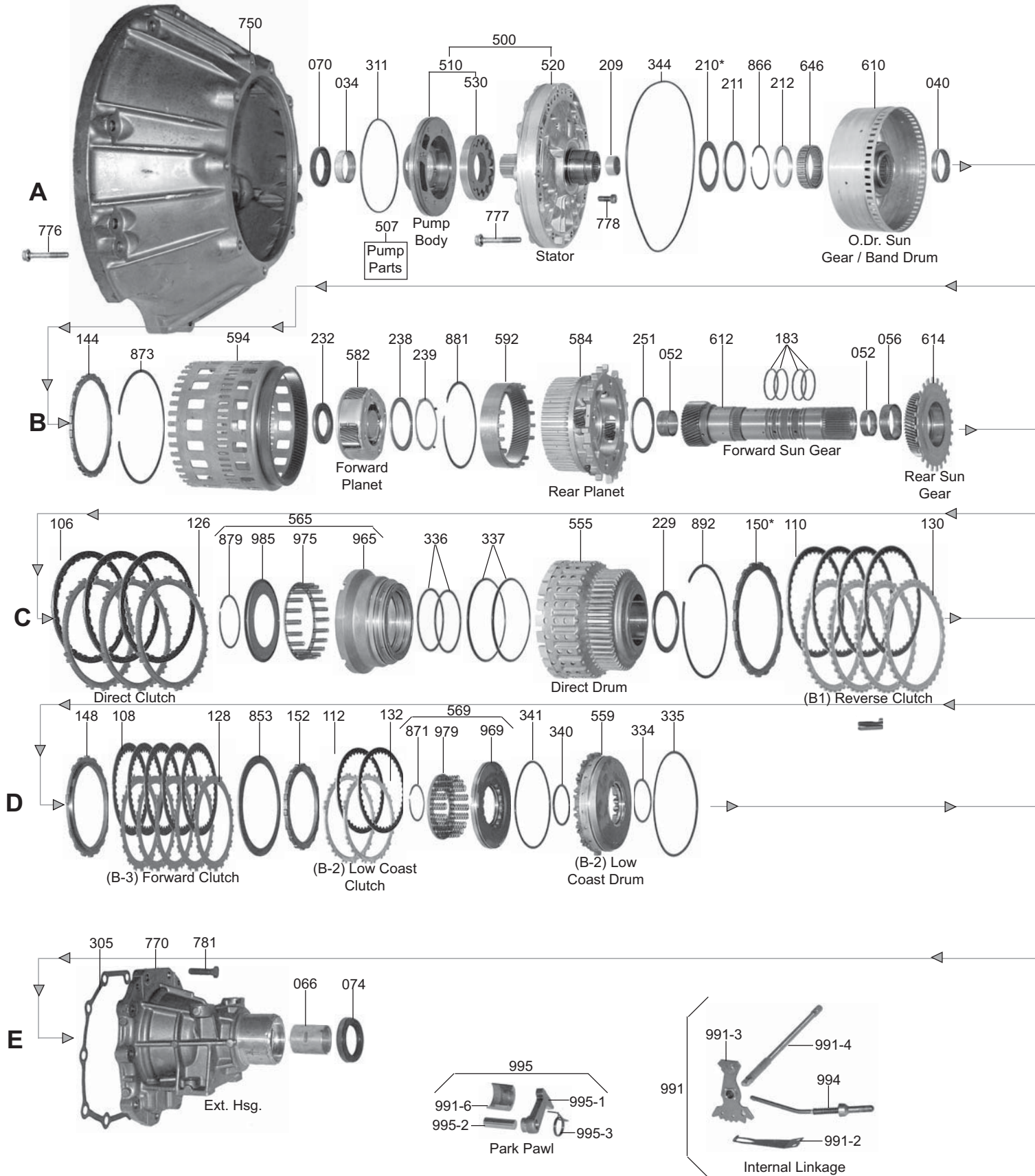
ILL#	PART#	DESCRIPTION	QTY	REF #
		VALVE BODIES (Cont)		
740	69880EL	Valve Body, [RE5R01A] (6-Solenoids) (With 2-Connectors)	1	
		HARD PARTS (Cont)		
750	69808	Bell Housing, [RL4R01A / RE4R01A] (4-3/8" Top Bolts) (Starter at 8:00) 1990-Up (Cast # 301) (Has a Crank Sensor in the Bell)	1	31301-41X02
750	69808C	Bell Housing, [RL4R01A / RE4R01A] (4-3/8" Top Bolts) (Starter at 8:00) 1990-Up (Cast #301) (Has no Crank Sensor in the Bell)	1	31300-48X00
750	69808D	Bell Housing, [RL4R01A / RE4R01A] (4-3/8" Top Bolts) (Starter at 9:00) (Cast #ZV)	1	31301-41X09
750	69808A	Bell Housing, [RL4R01A / RE4R01A] (*All/1988-89) & (6 Cylinder /1990-Up)	1	31301-41X10
750	69808B	Bell Housing, [RL4R01A / RE4R01A] (4-3/8" Top Bolts) (Starter at 10:00) 1990-Up (Cast #TA-1)	1	
750	69808E	Bell Housing, [RE4R01A] (4-3/8" Top Bolts) (Square Starter Hole at 8:00) (With 2-Threaded Bosses Behind Starter) (Cast #VG#1)	1	
750	69808F	Bell Housing, [RL4R01A / RE4R01A] (2-13/16" Top Bolts) (Starter at 8:00) (Cast #BM003)	1	
750	69808G	Bell Housing, [RL4R01A / RE4R01A] (2-13/16" Top Bolts) (Starter at 8:00) (Cast #BV11)	1	
750	62172A	Bell Housing, [RG4R01A / JR403E] (5-5/8") (8-Bolts to Case) (No Starter)	1	
750	62172B	Bell Housing, [RG4R01A] (5-5/8") (8-Bolts to Case) (Starter at 2:00)	1	
750	62172C	Bell Housing, [RG4R01A] (7-3/8") (8-Bolts to Case) (Starter at 3:00)	1	
750	62172D	Bell Housing, [RG4R01A] (8-1/2") (9-Bolts to Case) (Starter at 1:00)	1	
750	62172	Bell Housing, [RE4R03A] (300ZX Turbo)	1	31301-51X03
750	62172E	Bell Housing, [RE4R03A] (6-1/4" Top Bolts) (Starter at 9:00) (Cast #NX #1)	1	
750	62172F	Bell Housing, [RE4R03A] (6-1/4" Top Bolts) (Starter at 3:00) (2WD) (Cast #NX #2)	1	
760	69701	Case, [RE4R01A] (Pathfinder- Pick-Up & Van) 1988-89	1	31310-41X01
760	69701A	Case, [RE4R01A] (With Vent on Top Rear of Case) 1990-Up	1	31301-48X00
760	69701D	Case, [RE4R01A] (With Sensor Thru Case at Pump Area)	1	31310-41X03
760	69701B	Case, [RE4R01A] (With Vent on Top Front of Case) 1990-Up	1	31301-41X03
760	69701C	Case, [RL4R01A] (Has Steel Sleeve In Rear for Governor Bore)	1	31301-41X01
760	62170A	Case, [RG4R01A / JR403E] (18-5/8") (8-Bolts to Bell) (With PTO)	1	31310-51X02
760	62170D	Case, [RG4R01A] (18-5/8") (9-Bolts to Bell) (With PTO)	1	
760	62170	Case, [RE4R03A] (15-1/2" Long) (With Speed Sensor In Pump)	1	31310-51X00
760	62170E	Case, [RE4R03A] (15-1/2" Long) (No Speed Sensor In Pump)	1	
760	69701EL	Case, [RE5R01A] (With Vent on Top Rear)	1	
		CASE COMPONENT		
761	69835	Sleeve, (Governor Bore) 1987-89 (*Non Electronic Units Only)	1	Sonnax
		HARD PARTS (Cont)		
765	69881A	Pan, [RL4R01A / RE4R01A] (2.520" Deep) (18-Holes) (No Drain)	1	31390-40X01
765	69881	Pan, [RE4R01A] (2.350" Deep) (18-Holes) (With Drain)	1	31390-40X00
765	69881B	Pan, [RE4R01A] (4x4) (3.410" Deep) (With Skid Plate)	1	
765	62840	Pan, [RG4R01A / JR403E]	1	31390-51X00
765	62840A	Pan, [RE4R03A] (2WD)	1	
770	69702A	Extension Housing, [RL4R01A / RE4R01A] (2WD) (11-1/2" Long) (Speed-O Hole Is 5-3/4" From Seal to Center of Speed-O Hole)	1	31330-48X00
770	69702B	Extension Housing, [RL4R01A / RE4R01A] (2WD) (11-1/2" Long) (Speed-O Hole Is 5" From Seal to Center of Speed-O Hole)	1	31330-41X02
770	69702C	Extension Housing, [RE4R01A / RE4R01A] (2WD) (8-3/4" Long) (4-Bolt Mount on Top)	1	31301-41X01
770	69702D	Extension Housing, [RE4R01A / RE4R03A] (2WD) (5" Long) (2-Bolt Mount on Top & 2-Bolt Mount on Bottom) (With Speed-O Hole & Sensor Hole)	1	
770	69702	Extension Housing, [RL4R01A / RE4R01A] (4x4) (5-1/8" Long)	1	31330-41X01
770	69702E	Extension Housing, [RL4R01A / RE4R01A] (4x4) (6-5/16" Long)	1	
770	62702	Extension Housing, [RG4R01A / JR403E] (2WD) (6-1/8" Long)	1	

RL/RE4R01A / RE4R03A / R4A-EL / RG4R01A / JR403E

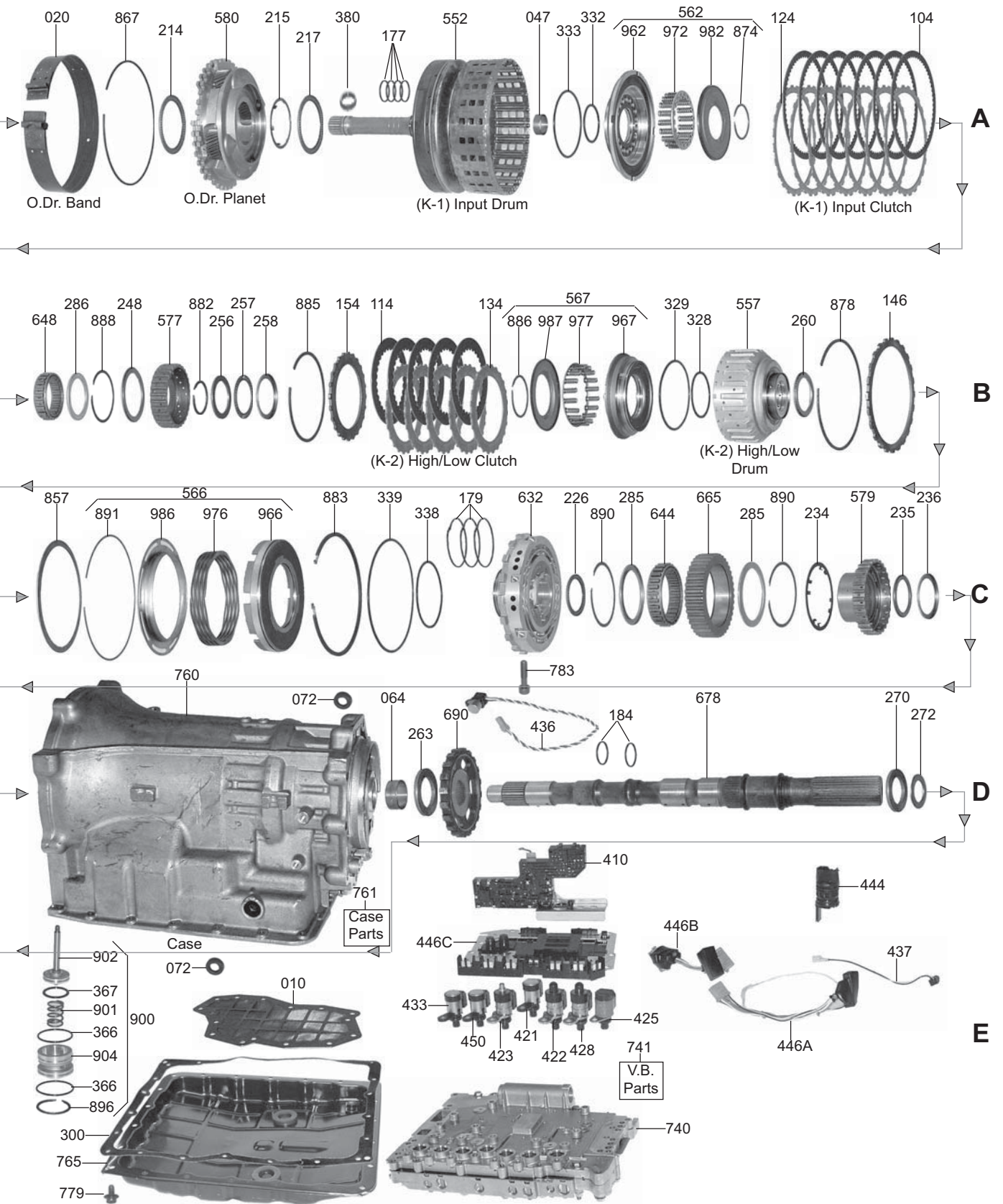
ILL#	PART#	DESCRIPTION	QTY	REF #
		HARD PARTS (Cont)		
770	62702A	Extension Housing, [RG4R01A] (2WD) (6-1/8" Long) (With 3-Bolt Mount on Top)	1	
770	62702B	Extension Housing, [RG4R01A] (2WD) (6-1/8" Long) (With 4-Bolt Mount on Top)	1	
770	62702C	Extension Housing, [RE4R03A] (2WD) (11" Long) (Cast #1A)	1	
770	69702EL	Extension Housing, [RE5R01A] (2WD) (13-1/4" Long)	1	
800	62194	Top Drive Gear, [RG4R01A / JR403E]	1	
847	62227	Gear, [RG4R01A / JR403E] (Speed-O Drive) (5-Teeth)	1	
853	69810	Cushion Spring, [RL4R01A / RE4R01A] (Forward Clutch)	1	
853	62810	Cushion Spring, [RE4R03A / RG4R01A / JR403E] (Forward Clutch)	1	
854	69811	Cushion Spring, [RL4R01A / RE4R01A] (Reverse Clutch)	1	
854	62811	Cushion Spring, [RE4R03A / RG4R01A / JR403E] (Reverse Clutch)	1	
854	K69750A	Drum Saver Kit, [RE4R01A] (Reverse) 1988-92	1	
854	K69750B	Drum Saver Kit, [RE4R01A] (Reverse) 1993-Up	1	
856	69812	Cushion Spring, [RL4R01A / RE4R01A] (Overrun Clutch)	1	
856	62812	Cushion Spring, [RE4R03A / RG4R01A / JR403E] (Overrun Clutch)	1	
857	69813	Cushion Spring, [RL4R01A / RE4R01A] (Low / Reverse Clutch)	1	
857	62813	Cushion Spring, [RE4R03A / RG4R01A / JR403E] (Low / Reverse Clutch)	1	
900	K69895	Servo Assembly, [RL4R01A / RE4R01A] (Overdrive)	1	
900	K62895	Servo Assembly, [RG4R01A / JR403E] (Overdrive) (Cast # 51X00)	1	
900	K62895A	Servo Assembly, [RE4R03A] (Overdrive) (Cast #51X02) (4.098"OD Piston)	1	
900	K62895B	Servo Assembly, [RE4R03A] (Overdrive) (Cast #51X03) (4.651"OD Piston)	1	
901	69891	Spring, [RL4R01A / RE4R01A] (Overdrive Servo)	1	
902	69892	Piston, [RL4R01A / RE4R01A] (Overdrive Servo)	1	
903	69893	Pin, [RL4R01A / RE4R01A] (Overdrive Servo)	1	
904	69894	Cover, [RL4R01A / RE4R01A] (Overdrive Servo)	1	
907	69892A	Retainer, [RL4R01A / RE4R01A] (Overdrive Servo Cover)	1	
917	69689	Strut, [RL4R01A / RE4R01A / RE4R03A / RG4R01A / JR403E] (Overdrive Band)	1	
	69690	Adjustment Screw, [RL4R01A / RE4R01A] (Overdrive Band) (2" Long)	1	
918	62690	Adjustment Screw, [RG4R01A / JR403E] (Overdrive Band) (2-3/4" Long)	1	
	69691	Adjustment Nut, [RL4R01A / RE4R01A] (Overdrive Band)	1	
	62691	Adjustment Nut, [RG4R01A / JR403E] (Overdrive Band)	1	
964	69920	Piston, [RL4R01A / RE4R01A] (Forward Clutch)	1	
965	69921	Piston, [RL4R01A / RE4R01A] (High Clutch)	1	
966	69922	Piston, [RL4R01A / RE4R01A] (Reverse Clutch)	1	
967	69923	Piston, [RL4R01A / RE4R01A] (Low / Reverse Clutch)	1	
969	69924	Piston, [RL4R01A / RE4R01A] (Overrun Clutch)	1	
974	69930	Spring, [RL4R01A / RE4R01A] (Forward Clutch Return)	1	
975	69931	Spring, [RL4R01A / RE4R01A] (High Clutch Return)	1	
976	69932	Spring, [RL4R01A / RE4R01A] (Reverse Clutch Return)	1	
977	69933	Spring, [RL4R01A / RE4R01A] (Low / Reverse Clutch Return)	1	
984	69935	Retainer, [RL4R01A / RE4R01A] (Forward Clutch Spring)	1	
985	69936	Retainer, [RL4R01A / RE4R01A] (High Clutch Spring)	1	
986	69937	Retainer, [RL4R01A / RE4R01A] (Reverse Clutch Spring)	1	
987	69938	Retainer, [RL4R01A / RE4R01A] (Low / Reverse Clutch Spring)	1	
996	69280	Cooler Line Fitting, [RL4R01A / RE4R01A]	1	
	69698	Cooler Replacement Kit, [RE4R01A]	1	21606-15V25

RE5R05A

RWD 5 Speed



RWD 5 Speed



RE5R05A

ILL#	PART#	DESCRIPTION	QTY	REF #
		OVERHAUL KITS		
	K123900P	Overhaul Kit, [RE5R05A] (With Pistons) (5-Speed) (RWD) 2002-Up	1	
	K123900	Overhaul Kit, [RE5R05A] (Without Pistons) (5-Speed) (RWD) 2002-Up	1	
	K123940	Kit, Bonded Piston Retainers, [RE5R05A] (3-Pistons) (5-Speed) (RWD) 2002-Up	1	
		MASTER L/STEELS KITS		
	DK12300P-S	Master L/Steels Kit, [RE5R05A] (With Pistons) (Car & SUV) (V6) (50-Teeth Reverse Friction) 2002-Up	1	
	DK12300-S	Master L/Steels Kit, [RE5R05A] (Without Pistons) (Car & SUV) (V6) (50-Teeth Reverse Friction) 2002-Up	1	
	DK12300AP-S	Master L/Steels Kit, [RE5R05A] (With Pistons) (SUV & Truck) (V8) (40-Teeth Reverse Friction) 2002-Up	1	
	DK12300A-S	Master L/Steels Kit, [RE5R05A] (Without Pistons) (SUV & Truck) (V8) (40-Teeth Reverse Friction) 2002-Up	1	
	DK12300BP-S	Master L/Steels Kit, [RE5R05A] (With Pistons) (KIA Sorento) 2004-Up	1	
	DK12300B-S	Master L/Steels Kit, [RE5R05A] (Without Pistons) (KIA Sorento) 2004-Up	1	
		MASTER W/STEELS KITS		
	DK12300P	Master W/Steels Kit, [RE5R05A] (With Pistons) (Car & SUV) (V6) (50-Teeth Reverse Friction) 2002-Up	1	
	DK12300	Master W/Steels Kit, [RE5R05A] (Without Pistons) (Car & SUV) (V6) (50-Teeth Reverse Friction) 2002-Up	1	
	DK12300AP	Master W/Steels Kit, [RE5R05A] (With Pistons) (SUV & Truck) (V8) (40-Teeth Reverse Friction) 2002-Up	1	
	DK12300A	Master W/Steels Kit, [RE5R05A] (Without Pistons) (SUV & Truck) (V8) (40-Teeth Reverse Friction) 2002-Up	1	
	DK12300BP	Master W/Steels Kit, [RE5R05A] (With Pistons) (KIA Sorento) (50-Teeth Reverse Friction) 2004-Up	1	
	DK12300B	Master W/Steels Kit, [RE5R05A] (Without Pistons) (KIA Sorento) (50-Teeth Reverse Friction) 2004-Up	1	
		FILTER		
010	123710	Filter, [RE5R05A] (2WD & 4x4) (16-Bolt Holes) (With Rectangle Pick-Up 5/16" Tall) 2002-Up	1	31728-97X00
		BAND		
020	123700	Band, [RE5R05A] (Overdrive or Coast) (1-1/4" Wide) (Flex) 2002-Up	1	
		BUSHINGS		
	K123901	Bushing Kit, [RE5R05A] 2002-Up	1	
034	123005	Bushing, [RE5R05A] (Pump Body) (1.925"OD) (1.810"ID) (Babbitt) 2002-Up	1	
040	123017	Bushing, [RE5R05A] (Overdrive Sun Gear/Overdrive Band Drum) (*Some Take Bearing) 02-Up	1	
047	123009	Bushing, [RE5R05A] (Input Clutch Drum) (Rear) 2002-Up	1	
052	123018	Bushing, [RE5R05A] (Forward Sun Gear Shaft) (Front) (1.240"ID) 2002-Up	1	
052	123018A	Bushing, [RE5R05A] (Forward Sun Gear Shaft) (Rear) (1.353"ID) 2002-Up	1	
056	123018B	Bushing, [RE5R05A] (Rear Sun Gear) (1.948"ID) 2002-Up	1	
064	123000	Bushing, [RE5R05A] (Case) (1.379"ID) 2002-Up	1	
066	123020	Bushing, [RE5R05A] (Extension Housing) (2WD) (1.734"ID) (Babbitt) 2002-Up	1	
		METAL CLAD SEALS		
070	93151	Seal, [RE5R05A] (Pump) (2.475"OD) (1.808"ID) 2002-Up	1	
072	78197	Seal, [RE5R05A] (Shift Lever) (.867"OD) (.468"ID) 2002-Up	2	
074	69153	Seal, [RE5R05A] (Extension Housing) (2WD) (2.440"OD) (1.734"ID) 2002-Up	1	
074	123160	Seal, [RE5R05A] (Extension Housing) (4x4) (2.560"OD) (1.835"ID) 2002-Up	1	
		FRICTION CLUTCHES		
104	123101	Friction, [RE5R05A] (Input Clutch) (.069") (60-Teeth) (6-3/8"OD) 2002-Up	7	31532-90X05
106	123106	Friction, [RE5R05A] (Direct Clutch) (.071") (24-Teeth) (6-1/4"OD) 2002-Up	6	31532-90X01

RE5R05A

ILL#	PART#	DESCRIPTION	QTY	REF #
		FRICITION CLUTCHES (Cont)		
108	123105	Friction, [RE5R05A] (Forward Clutch) (.061") (39-Teeth) (5.784"OD) 2002-Up	5	31662-90X01
110	123103	Friction, [RE5R05A] (Reverse Clutch) (V6) (.069") (50-Teeth) (6-5/8"OD) 2002-Up	6	31532-AA310
110	123103A	Friction, [RE5R05A] (Reverse Clutch) (SUV & Truck) (V8) (.064") (40-Teeth) (6-5/8"OD) 2002-Up	7	31662-95X00
110	123103B	Friction, [RE5R05A] (Reverse Clutch) (Kia Sorento) (.071") (40-Teeth) (6-5/8"OD) 2002-Up	5	
112	123104	Friction, [RE5R05A] (Low Coast Clutch) (.064") (30-Teeth) (5.216"OD) 2002-Up	3	31662-90X02
114	123102	Friction, [RE5R05A] (High-Low / Reverse Clutch) (0.63") (30-Teeth) (4.915"OD) 2002-Up	5	31532-90X02
	K123100	Friction Module, [RE5R05A] (50-Teeth) (Reverse Friction) (Car & SUV) (V6) 2002-Up	1	
	K123100A	Friction Module, [RE5R05A] (40-Teeth) (Reverse Friction) (SUV & Truck) (V8) 2002-Up	1	
		STEEL CLUTCHES		
124	123111	Steel, [RE5R05A] (Input Clutch) (.079") (24-Teeth) (5.673"ID) 2002-Up	7	31536-90X0B
126	123116	Steel, [RE5R05A] (Direct Clutch) (.094") (24-Teeth) (5.539"ID) 2002-Up	6	31536-90X0A
128	123115	Steel, [RE5R05A] (Forward Clutch) (.079") (18-Teeth) (4.895"ID) 2002-Up	5	31666-90X04
128	123115A	Steel, [RE5R05A] (Forward Clutch) (V8) (.063") (16-Teeth) (SUV & Truck)	5	31666-95X0E
130	123113	Steel, [RE5R05A] (Reverse Clutch) (.079") (18-Teeth) (5-15/16"ID) 2002-Up	6	31536-AA310
130	123113A	Steel, [RE5R05A] (Reverse Clutch) (V8) (.063") (18-Teeth) (SUV & Truck)	7	31666-95X03
130	123113B	Steel, [RE5R05A] (Reverse Clutch) (.079") (18-Teeth) (KIA)	5	
132	123114	Steel, [RE5R05A] (Low Coast Clutch) (.079") (18-Teeth) (4.895"ID) 2002-Up	3	31666-90X02
132	123114A	Steel, [RE5R05A] (Low Coast Clutch) (V8) (.070") (15-Teeth) (SUV & Truck)	3	31666-95X0C
132	123114B	Steel, [RE5R05A] (Low Coast Clutch) (V8) (.062") (16-Teeth) (SUV & Truck)	1	31666-95X0D
134	123112	Steel, [RE5R05A] (High-Low Clutch) (V6) (.094") (24-Teeth) (Car & SUV) (Narrow Tooth) 02-Up	5	31536-90X1C
134	123112A	Steel, [RE5R05A] (High-Low Clutch) (V8) (.094") (24-Teeth) (SUV & Truck) (Wide Tooth)	5	31536-95X0A
	K123110	Steel Module, [RE5R05A] (V6) (5-Speed) (RWD) (Car & SUV Applications) 2002-Up	1	
		PRESSURE PLATES		
144	123715	Pressure Plate, [RE5R05A] (Input Clutch) (.180") (24-Teeth) (5.682"ID) 2002-Up	1	
146	123716	Pressure Plate, [RE5R05A] (Direct Clutch) (.154") (24-Teeth) (5.539"ID) 2002-Up	1	
148	123717	Pressure Plate, [RE5R05A] (Forward Clutch) (.133") (18-Teeth) (4.895"ID) 2002-Up	1	
150	123718	Pressure Plate, [RE5R05A] (Reverse Clutch) (18-Teeth) (5-15/16"ID) 2002-Up (*Specify Thickness .165" to .205")	1	
152	123719	Pressure Plate, [RE5R05A] (Low Coast Clutch) (.168") (18-Teeth) (4.442"ID) 2002-Up	1	
154	123720	Pressure Plate, [RE5R05A] (High-Low Clutch) (.163") (24-Teeth) (3.727"ID) 2002-Up	1	
		SEALING RINGS		
	K123300	Ring Kit, [RE5R05A] (Teflon) 2002-Up	1	
177	123300	Ring, [RE5R05A] (Input Shaft) (1.177"OD) (Teflon) (Lap Joint) 2002-Up	4	
179	123301	Ring, [RE5R05A] (Reverse Clutch) (2.928"OD) (Teflon) (Lap Joint) 2002-Up	3	
183	123302	Ring, [RE5R05A] (Forward Sun Gear Shaft) (1.745"OD) (Teflon) (Lap Joint) 2002-Up	4	
184	123303	Ring, [RE5R05A] (Output Shaft to Forward Sun Gear Shaft) (1.320"OD) (Teflon) (Butt Joint) 2002-Up	2	
		WASHERS & BEARINGS		
209	123415	Caged Needle Bearing, [RE5R05A] (Stator Shaft) (Rear) (1.500"OD) (Presses Into Stator) 2002-Up	1	
210	123431	Race, [RE5R05A] (Stator) (Rear) (2.875"OD) (2.250"ID) 2002-Up (*Specify Thickness .031" to .071")	1	
210	123431A	Race, [RE5R05A] (Stator) (Rear) (3.150"OD) (2.250"ID) 2002-Up	1	
211	123416	Bearing W/Race, [RE5R05A] (Stator) (Rear) (.113" Thick) (2.946"OD) (2.368"ID) 2002-Up	1	
211	123416A	Bearing W/Race, [RE5R05A] (Stator) (Rear) (.112" Thick) (3.137"OD) (2.603"ID)	1	
212	123401	End Cap Washer, [RE5R05A] (3rd Sprag) (Brass) (2.325"OD) (1.835"ID) 2002-Up	1	
212	123401A	End Cap Washer, [RE5R05A] (3rd Sprag) (Brass) (2.485"OD) (1.995"ID) 2002-Up	1	
214	123417	Bearing W/Race, [RE5R05A] (Overdrive Sun Gear to Overdrive Planet) (Stays In Planet) 02-Up	1	

RE5R05A

ILL#	PART#	DESCRIPTION	QTY	REF #
		WASHERS & BEARINGS (Cont)		
215	123432	Race, [RE5R05A] (Overdrive Planet to Input Drum) (With 3-Inner Tabs) (.030" Thick) 2002-Up	1	
215	123432A	Race, [RE5R05A] (Overdrive Planet to Input Drum) (With 6-Inner Tabs) 2002-Up	1	
217	123418	Bearing W/Race, [RE5R05A] (Overdrive Planet to Input Drum) (.110" Thick) (2.948"OD) 2002-Up	1	
217	123418A	Bearing W/Race, [RE5R05A] (Overdrive Planet to Input Drum) (3.026"OD)	1	
226	123419	Bearing W/Race, [RE5R05A] (Center Support to Low Coast Clutch Hub) (.125" Thick)	1	
229	123420	Bearing W/Race, [RE5R05A] (Direct Clutch Drum to Center Support) (.109" Thick) (3.615"OD) 2002-Up	1	
232	123421	Bearing W/Race, [RE5R05A] (Input Drum to Forward Planet) (.110" Thick) (1.842"OD) (1.145"ID) 2002-Up	1	
234	123402	Washer, [RE5R05A] (Rear Sprag Outer Race to Low Coast Clutch Hub) (With 3-Outer Tabs) 2002-Up	1	
234	123402A	Washer, [RE5R05A] (Rear Sprag Outer Race to Low Coast Clutch Hub) (With 6-Outer Tabs) 2002-Up	1	
235	123419	Bearing W/Race, [RE5R05A] (Low Coast Clutch Hub to Case) (.125"Thick) 2002-Up	1	
236	123433	Race, [RE5R05A] (Low Coast Clutch Hub #579 to Case) (With Shoulder) (2.258"OD) (1.788"ID) 2002-Up	1	
238	123422	Bearing W/Race, [RE5R05A] (Forward Planet to Rear Planet) (.118" Thick) (3.295"OD) (2.705"ID) 2002-Up	1	
238	123422A	Bearing W/Race, [RE5R05A] (Forward Planet to Rear Planet) (.110" thick) (2.590"ID) 2002-Up	1	
239	123434	Race, [RE5R05A] (Forward Planet to Rear Planet) (With 4-Outer Tabs) (.023" Thick) (3.150"OD) (Aluminum Planet) 2002-Up	1	
239	123434A	Race, [RE5R05A] (Forward Planet to Rear Planet) (.023"Thick) (3.300"OD) (For Steel Planet) 2002-Up	1	
248	123423	Bearing W/Races, [RE5R05A] (Rear Sun Gear to High-Low Clutch Hub) (.142" Thick) (3.616"OD) 2002-Up	1	
251	123424	Bearing W/Race, [RE5R05A] (Rear Planet to Rear Sun Gear) (.110" Thick) (3.137"OD) (2.60"ID) 2002-Up	1	
256	123435	Race, [RE5R05A] (High-Low Clutch Hub to High-Low Clutch Drum) (Front) (.110" Thick) 02-Up	1	
257	123425	Bearing, [RE5R05A] (High-Low Clutch Hub to High-Low Clutch Drum) (.078" Thick) (2.350"OD) 2002-Up	1	
258	123436	Race, [RE5R05A] (High-Low Clutch Hub to High-Low Clutch Drum) (Rear) (Outer Shoulder) 2002-Up	1	
260	123426	Bearing W/Races, [RE5R05A] (High-Low Clutch Drum to Center Support #632) (.141' Thick) (No Lip) 2002-Up	1	
260	123426A	Bearing W/Races, [RE5R05A] (High-Low Clutch Drum to Center Support) (With Lip) 2002-Up	1	
263	123427	Bearing W/Races, [RE5R05A] (Case to Park Gear) (.158" Thick) (2.552"OD) (1.858"ID) 2002-Up	1	
270	123437	Race, [RE5R05A] (Output Shaft to Extension Housing) (.194" Thick) (2.272"OD) (1.460"ID) 2002-Up	1	
272	123419	Bearing W/Rage, [RE5R05A] (Output Shaft to Extension Housing) (.125"Thick) 2002-Up	1	
285	123403	End Cap Washer, [RE5R05A] (Rear Sprag) (Brass) (3.639"OD) (2.895"ID) 2002-Up	2	
286	123404	End Cap Washer, [RE5R05A] (1st One Way Clutch) (Brass) (2.600"OD) (1.945"ID) 2002-Up	1	
		GASKETS & RUBBER COMPONENTS		
300	123500D	Gasket, [RE5R05A] (Pan) (22-Bolt Holes) (Duraprene) 2002-Up	1	
300	123500AD	Gasket, [RE5R05A] (Pan) (KIA Sorento) (Duraprene) 2004-Up	1	
305	123272	Gasket, [RE5R05A] (Extension Housing) (4x4) (Front) (10-Bolt Holes) 2002-Up	1	
311	123511	O-Ring, [RE5R05A] (Pump Body to Stator) 2002-Up	1	
344	123516	O-Ring, [RE5R05A] (Pump Stator to Case) 2002-Up	1	
380	96508A	O-Ring, [RE5R05A] (Turbine Shaft) 2002-Up	1	
		TECHNICAL MANUAL		
	TMRE5R05A	Technical Manual, [RE5R05A] (5-Speed) (RWD) 2002-Up	1	ATSG

RE5R05A

ILL#	PART#	DESCRIPTION	QTY	REF #
ELECTRICAL COMPONENTS				
410	123991	Switch, (PRNDL) [RE5R05A] (With (1) 10-Prong & (1) 3-Prong Connector) (Cast # PPS-GF40) 2002-Up	1	
421	123933A	Solenoid, [RE5R05A] (Front Brake Band) (Cast # 0 260 130 031) 2002-Up	1	
422	123934A	Solenoid, [RE5R05A] (Input Clutch) (Cast # 0 260 130 030) 2002-Up	1	
423	123934A	Solenoid, [RE5R05A] (Direct Clutch) (Cast # 0 260 130 030) 2002-Up	1	
425	123929A	Solenoid, [RE5R05A] (Low Coast Brake) (10-15 OHM) 2002-Mid 2004	1	
425	123929B	Solenoid, [RE5R05A] (Low Coast Brake) (20-40 OHM) Mid 2004-Up	1	
428	123934A	Solenoid, [RE5R05A] (High / Low Clutch) (Cast # 0 260 130 030) 2002-Up	1	
433	123933A	Solenoid, [RE5R05A] (Line Pressure) (Cast # 0 260 130 031) 2002-Up	1	
436	123958	Sensor, [RE5R05A] (VSS) (Output Speed Sensor) (Cast # RS-609) (3-Pin Connectors) 2002-Up	1	
437	123952	Sensor, [RE5R05A] (Temperature) (With 2-Prong Connector) 2002-Up	1	
444	123981	Connector, [RE5R05A] (Case) (10-Prong) 2002-Up	1	
446	123988	Wire Harness, [RE5R05A] (Internal) (With 10-Prongs For The Case Connector) (With (1) 10-Prong Circuit Board Connector & (2) 2-Prong Connectors) 2002-Up	1	
446	123988A	Wire Harness, [RE5R05A] (Internal) (With (2) 10-Prong Connectors) (Connects PRNDL Switch to Circuit Board) 2002-Up	1	
446	123988B	Wire Harness, [RE5R05A] (Internal) (Black Plastic Circuit Board) (With (2) 10-Prong Connectors & (1) 2-Prong Connectors) (7-Solenoid Connectors) (Cast # 0260 550 002 on Solenoid Side) 2002-Up	1	
450	123933A	Solenoid, [RE5R05A] (TCC Solenoid) (Cast # 0 260 130 031) 2002-Up	1	
PUMP COMPONENTS				
500	123911	Pump, [RE5R05A] (Complete) (1.110" Thick at Outside Edge) (3.120" Shaft) (1.835" Where Sprag Rides) (Non-Stepped) 2002-Up	1	
500	123911A	Pump, [RE5R05A] (Complete) (1.110" Thick at Outside Edge) (3.120" Shaft) (1.995" Where Sprag Rides) (Stepped) 2002-Up	1	
500	123911B	Pump, [RE5R05A] (Complete) (1.110" Thick at Outside Edge) (3.509" Shaft) (1.995" Where Sprag Rides) (Stepped) (V8) 2002-Up	1	
500	123911C	Pump, [RE5R05A] (Complete) (.470" Thick at Outside Edge) (3.120" Shaft) (1.835" Where Sprag Rides) (Non Stepped) 2002-Up	1	
510	123912	Pump Body W/Gears, [RE5R05A] (Cast Iron) (.360" Thick at Outside Edge) 2002-Up	1	
510	123912A	Pump Body W/Gears, [RE5R05A] (Cast Iron) (.555" Thick at Outside Edge) 2002-Up	1	
520	123913	Stator, [RE5R05A] (Pump) (1.110" Thick at Outside Edge) (3.120" Shaft) (1.835" Where Sprag Rides) (Non Stepped) 2002-Up	1	
520	123913A	Stator, [RE5R05A] (Pump) (1.110" Thick at Outside Edge) (3.120" Shaft) (1.995" Where Sprag Rides) (Stepped) 2002-Up	1	
520	123913B	Stator, [RE5R05A] (Pump) (1.110" Thick at Outside Edge) (3.509" Shaft) (1.995" Where Sprag Rides) (Stepped) (V8) 2002-Up	1	
520	123913C	Stator, [RE5R05A] (Pump) (.470" Thick at Outside Edge) (3.120" Shaft) (1.995" Where Sprag Rides) (Stepped) 2002-Up	1	
520	K123201	Pump Gear Set, [RE5R05A] (13-Lug Inner Gear) (With Milled Flats) (.500" Thick)	1	
HARD PARTS				
552	123732	Drum W/Shaft, [RE5R05A] (Input Clutch) (106-Teeth Ring Gear) (10-1/8" Tall) (Uses 123418 Bearing 2.948"OD) 2002-Up	1	
552	123732A	Drum W/Shaft, [RE5R05A] (Input Clutch) (106-Teeth Ring Gear) (10-1/8" Tall) (Uses 123418A Bearing 3.026"OD) 2002-Up	1	
552	123732B	Drum W/Shaft, [RE5R05A] (Input Clutch) (102-Teeth Ring Gear) (10-1/8" Tall) (Uses 123418A Bearing 3.026"OD) 2002-Up	1	
552	123732C	Drum W/Shaft, [RE5R05A] (Input Clutch) (106-Teeth Ring Gear) (10-5/8" Tall) (Uses 123418 Bearing 2.948"OD) 2002-Up	1	
552	123732D	Drum W/Shaft, [RE5R05A] (Input Clutch) (102-Teeth Ring Gear) (11" Tall) (Uses 123418A Bearing 3.026"OD) 2002-Up	1	
555	123733	Drum, [RE5R05A] (Direct Clutch) (Aluminum) (50-Teeth Where B1 Clutch Rides) (No Bushing) 2002-Up	1	

RE5R05A

ILL#	PART#	DESCRIPTION	QTY	REF #
		HARD PARTS (Cont)		
555	123733A	Drum, [RE5R05A] (Direct Clutch) (Steel) (40-Teeth Where B1 Clutch Rides) (Uses a Bushing) 2002-Up	1	
557	123734	Drum, [RE5R05A] (High-Low Clutch) (Aluminum) (No Bushing Surface) 2002-Up	1	
557	123734A	Drum, [RE5R05A] (High-Low Clutch) (Aluminum) (With Bushing Surface) 2002-Up	1	
557	123734B	Drum, [RE5R05A] (High-Low Clutch) (Steel) (With Bushing Surface) 2002-Up	1	
559	123735	Drum, [RE5R05A] (Piston) (Low Coast Clutch) (18-Teeth for Low Coast Steels) 2002-Up (18-Teeth Around Outside)	1	
559	123735A	Drum, [RE5R05A] (Piston) (Low Coast Clutch) (15-Teeth for Low Coast Steels) 2002-Up (16-Teeth Around Outside)	1	
577	123741	Hub, [RE5R05A] (High-Low Clutch) (1" Thick) (30-Teeth) 2002-Up	1	
579	123742	Hub, [RE5R05A] (Low Coast Clutch With Inner Race) (1.603" Tall) (30-Teeth) 2002-Up	1	
579	123742A	Hub, [RE5R05A] (Low Coast Clutch With Inner Race) (1.880" Tall) (30-Teeth) 2002-Up	1	
580	123752	Planet, [RE5R05A] (Overdrive) (Aluminum) (4-Pinion) (24-Teeth Pinions) 2002-Up	1	
580	123752A	Planet, [RE5R05A] (Overdrive) (Aluminum) (4-Pinion) (28-Teeth Pinions) 2002-Up	1	
580	123752B	Planet, [RE5R05A] (Overdrive) (Steel) (5-Pinion) 2002-Up	1	
582	123747	Planet, [RE5R05A] (Forward) (Steel) (4-Pinion) 2002-Up	1	
582	123747A	Planet, [RE5R05A] (Forward) (Steel) (5-Pinion) 2002-Up	1	
584	123731	Planet, [RE5R05A] (Rear) (Aluminum) (4-Pinion) (24-Teeth Pinions) 2002-Up	1	
584	123731A	Planet, [RE5R05A] (Rear) (Aluminum) (4-Pinion) (18-Teeth Pinions) 2002-Up	1	
584	123731B	Planet, [RE5R05A] (Rear) (Steel) (5-Pinion) (19-Teeth Pinions) 2002-Up	1	
592	123713	Ring Gear, [RE5R05A] (Forward Planet) (78-Teeth) 2002-Up	1	
592	123713A	Ring Gear, [RE5R05A] (Forward Planet) (77-Teeth) 2002-Up	1	
594	123749	Ring Gear, [RE5R05A] (Rear Planet With Connecting Shell) (110-Teeth) 2002-Up	1	
594	123749A	Ring Gear, [RE5R05A] (Rear Planet With Connecting Shell) (99-Teeth) 2002-Up	1	
594	123749B	Ring Gear, [RE5R05A] (Rear Planet With Connecting Shell) (98-Teeth) 2002-Up	1	
610	123748	Sun Gear & Drum, [RE5R05A] (Overdrive Band) (50-Teeth) (Bushings Type) 2002-Up (# 211 Bearing is 2.496"OD or 3.137"OD)	1	
610	123748A	Sun Gear & Drum, [RE5R05A] (Overdrive Band) (50-Teeth) (Bearing Type) 2002-Up (# 211 Bearing is 2.946"OD or 3.137"OD)	1	
610	123748B	Sun Gear & Drum, [RE5R05A] (Overdrive Band) (53-Teeth) (Bushings Type) 2002-Up (# 211 Bearing is 2.946"OD or 3.137"OD)	1	
610	123748C	Sun Gear & Drum, [RE5R05A] (Overdrive Band) (54-Teeth) (Bushings Type) 2002-Up (# 211 Bearing is 2.946"OD or 3.137"OD)	1	
612	123755	Sun Gear W/Shaft, [RE5R05A] (Forward Planet) (42-Teeth) (No ID Groove) 2002-Up	1	
612	123755A	Sun Gear W/Shaft, [RE5R05A] (Forward Planet) (42-Teeth) (1-ID Groove) 2002-Up	1	
612	123755B	Sun Gear W/Shaft, [RE5R05A] (Forward Planet) (43-Teeth) 2002-Up	1	
614	123756	Sun Gear, [RE5R05A] (Rear Planet With Outer Sprag Race) (62-Teeth) (No ID Groove) (3.410"OD) 2002-Up	1	
614	123756A	Sun Gear, [RE5R05A] (Rear Planet With Outer Sprag Race) (62-Teeth) (1-ID Groove) (3.800"OD) 2002-Up	1	
614	123756B	Sun Gear, [RE5R05A] (Rear Planet With Outer Sprag Race) (61-Teeth) (3.700"OD) 2002-Up	1	
632	123826	Center Support, [RE5R05A] (2.52" Tall) (No Bushing Surface for Direct Drum) (*No Notches for Washer) 2002-Up	1	
632	123826A	Center Support, [RE5R05A] (3.21" Tall) (Has Bushing Surface for Direct Drum) (*With Notches for Washer) 2002-Up	1	
632	123826B	Center Support, [RE5R05A] (3.21" Tall) (Has Bushing Surface for Direct Drum) (*No Notches For Washer) 2002-Up	1	
		SPRAGS & ONE WAY CLUTCHES		
644	123727	Sprag, [RE5R05A] (Rear) (28-Lugs) 2002-Up	1	
646	123728	Sprag, [RE5R05A] (3rd) (26-Lugs) (2.325"OD) (1.995"ID) 2002-Up	1	
646	123728A	Sprag, [RE5R05A] (3rd) (26-Lugs) (2.485"OD) (1.835"ID) 2002-Up	1	

RE5R05A

ILL#	PART#	DESCRIPTION	QTY	REF #
		SPRAGS & ONE WAY CLUTCHES (Cont)		
648	123724	Sprag, [RE5R05A] (1st One Way Clutch) (22-Lugs) 2002-Up	1	
665	123941	Outer Race, [RE5R05] (Rear Sprag) (.853" Thick) 2002-Up	1	
665	123941A	Outer Race, [RE5R05A] (Rear Sprag) (1.130" Thick) 2002-Up	1	
		HARD PARTS		
678	123851	Output Shaft, [RE5R05A] (2WD) (8-1/16" Long With Park Gear Attached) 2002-Up	1	
678	123851A	Output Shaft, [RE5R05A] (2WD) (14-5/16" Long) 2002-Up	1	
678	123851B	Output Shaft, [RE5R05A] (2WD) (19-15/16" Long) (5-5/8" Top of Sealing Ring to Front of Shaft) 2002-Up	1	
678	123851C	Output Shaft, [RE5R05A] (2WD) (19-15/16" Long) (6-3/16" Top of Sealing Ring to Front of Shaft) 2002-Up	1	
678	123851D	Output Shaft, [RE5R05A] (2WD) (21-1/8" Long) 2002-Up	1	
678	123852	Output Shaft, [RE5R05A] (4x4) (17-5/8" Long) 2002-Up	1	
678	123852A	Output Shaft, [RE5R05A] (4x4) (18-1/8" Long) 2002-Up	1	
678	123852B	Output Shaft, [RE5R05A] (4x4) (18-5/8" Long) 2002-Up	1	
690	123690	Parking Gear, [RE5R05A] (5-1/16"OD) (20-Lugs) 2002-Up	1	
		VALVE BODY COMPONENTS		
740	123754	Valve Body, [RE5R05A] (1st Design) (Non-TCM With Gold Top) (2-N-R Accumulators) (2-Wire Connectors) (**Must Specify Whether Line Pressure Relief Valve is on Bottom or Side) & (Whether Low-Coast Solenoid is 10-15 OHM) (Brown Plastic at O-Ring Area) or (20-40 OHM Black or White Plastic at O-Ring Area) 2002-2003	1	
740	123754A	Valve Body, [RE5R05A] (2nd Design) (Has TCM With Silver Metal Frame) (2-N-R Accumulators) (1-Wire Connector) (**Must Specify Whether Line Pressure Relief Valve is on Bottom or Side) & (Whether Low-Coast Solenoid is 10-15 OHM) (Brown Plastic at O-Ring Area) or (20-40 OHM Black or White Plastic at O-Ring Area) 2004-Up	1	
740	123754B	Valve Body, [RE5R05A] (2nd Design) (Has TCM With Silver Metal Frame) (2-N-R Accumulators) (2-Wire Connectors) (**Must Specify Whether Line Pressure Relief Valve is on Bottom or Side) & (Whether Low-Coast Solenoid is 10-15 OHM) (Brown Plastic at O-Ring Area) or (20-40 OHM Black or White Plastic at O-Ring Area) 2004-Up	1	
740	123754C	Valve Body, [RE5R05A] (3rd Design) (Has TCM With Black Plastic Top) (1-Large N-R Accumulator) (1-Wire Connector) (Line Pressure Relief Valve is on Side) (Low-Coast Solenoid is 20-40 OHM) 2005-Up	1	
740	123754D	Valve Body, [RE5R05A] (3rd Design) (Has TCM With Black Plastic Top) (1-Large N-R Accumulator) (2-Wire Connectors) (Line Pressure Relief Valve is on Side) (Low-Coast Solenoid is 20-40 OHM) 2005-Up	1	
741	63741-01K	Valve & Boost Valve Assembly, [RE5R05A] (Oversized Pressure Regulator) 2002-Up (*Requires Tools: F-63741-TL & VB-FIX)	1	Sonnax
741	63741-05K	Valve Assembly, [RE5R05A] (TCC Control) 2002-Up	1	Sonnax
741	63741-07K	Cooler Bypass Valve Kit, [RE5R05A] (*Requires Tools: F-63741-TL & VB-FIX) 2002-Up	1	Sonnax
		HARD PARTS (Cont)		
750	123703	Bell Housing, [RE5R05A] (Starter at 8:00) (3" Top Bolts) (Cast # 97X30#2, RXDVQ40)	1	
750	123703A	Bell Housing, [RE5R05A] (Starter at 9:00) 2002-Up	1	
750	123703B	Bell Housing, [RE5R05A] (Starter at 10:00) 2002-Up	1	
750	123703C	Bell Housing, [RE5R05A] (Starter at 12:00) 2002-Up	1	
750	123703D	Bell Housing, [RE5R05A] (Starter at 4:30) 2002-Up	1	
750	123703E	Bell Housing, [RE5R05A] (2-Starter Openings) (Starter at 4:00 & 8:00)	1	
760	123701	Case, [RE5R05A] (Dipstick has 1-Bolt Hole) 2002-Up (Lip Where Extension Housing Mounts is .195" Tall)	1	
760	123701A	Case, [RE5R05A] (Dipstick has 2-Bolt Holes) 2002-Up (Lip Where Extension Housing Mounts is .195" Tall)	1	
760	123701B	Case, [RE5R05A] (Dipstick has 2-Bolt Holes) 2002-Up (Lip Where Extension Housing Mounts is .703" Tall)	1	
765	123801	Pan, [RE5R05A] (2WD & 4x4) (Nissan & Lexus) (22-Bolt Holes) 2002-Up	1	

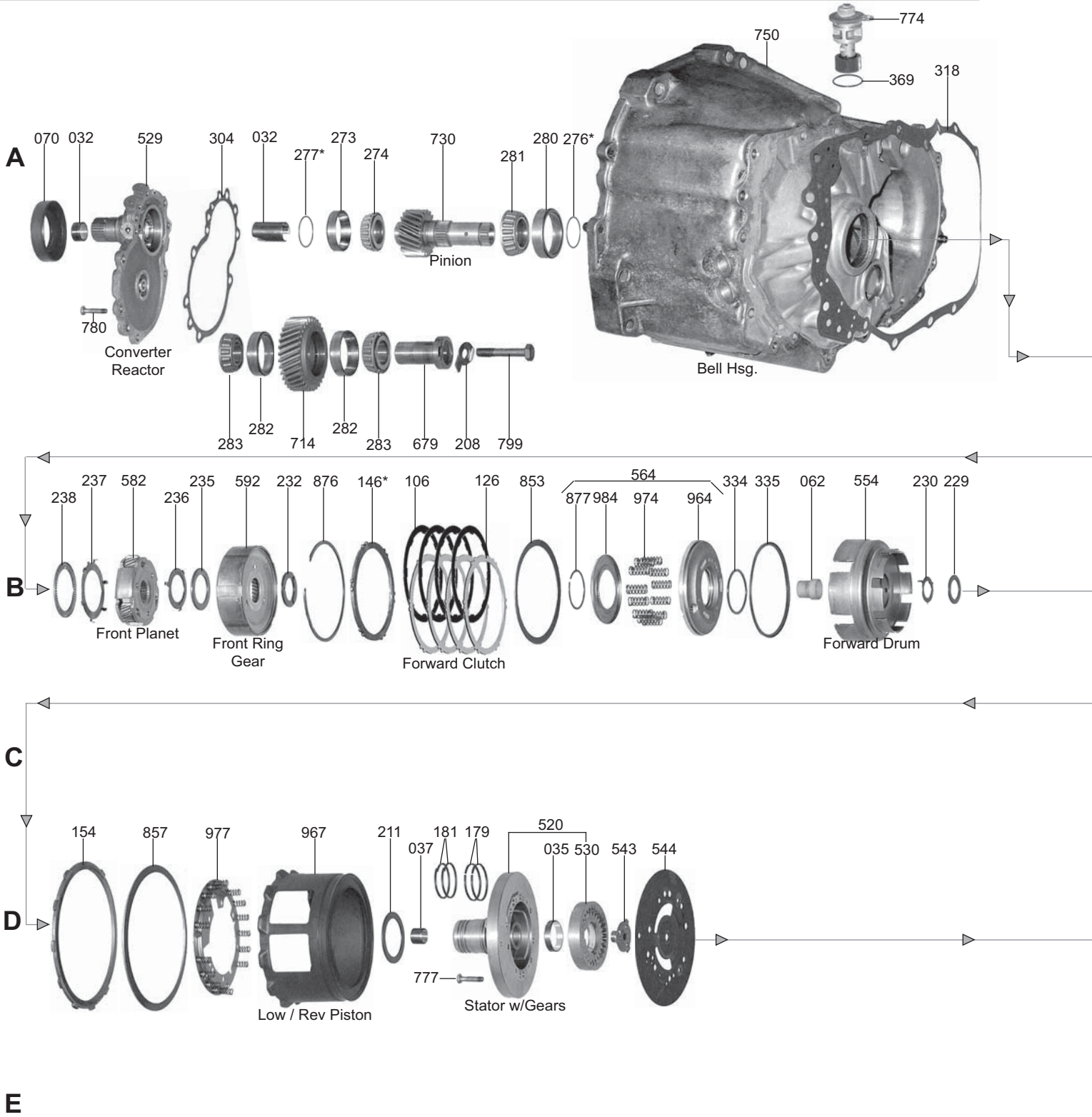
RE5R05A

ILL#	PART#	DESCRIPTION	QTY	REF #
		HARD PARTS (Cont)		
765	123801A	Pan, [RE5R05A] (2WD & 4x4) (KIA Sorento) (22-Bolt Holes) 2002-Up	1	
770	123704	Extension Housing, [RE5R05A] (2WD) (5-1/2" Tall) 2002-Up	1	
770	123704A	Extension Housing, [RE5R05A] (2WD) (7-3/4" Tall) (Cast # 97X06) 2002-Up	1	
770	123704B	Extension Housing, [RE5R05A] (2WD) (7-7/8" Tall) 2002-Up	1	
770	123704C	Extension Housing, [RE5R05A] (4x4) (6-1/2" Tall) 2002-Up	1	
770	123704D	Extension Housing, [RE5R05A] (4x4) (6-7/8" Tall) (Cast # GKC-T#1) 2002-Up	1	
770	123704E	Extension Housing, [RE5R05A] (4x4) (7-1/2" Tall) 2002-Up	1	
770	123704F	Extension Housing, [RE5R05A] (4x4) (8-3/4" Tall) 2002-Up	1	
853	123811	Cushion, [RE5R05A] (Forward Clutch) (.094") (5.878"OD) (4.830"ID) 2002-Up	1	
857	123812	Cushion, [RE5R05A] (Reverse Clutch) (.079") (6-11/16"OD) (Dished) 2002-Up	1	
900	K123895	Servo Assembly, [RE5R05A] (Overdrive Piston) (Cast # 31695) 2002-Up	1	
962	123806	Piston, [RE5R05A] (Input Clutch) (Aluminum) (6-3/8"OD) (Cast # 31545-90X00) 2002-Up	1	
965	123807	Piston, [RE5R05A] (Direct Clutch) (Aluminum) (6-1/8"OD) (2.390" Tall) 2002-Up	1	
965	123807A	Piston, [RE5R05A] (Direct Clutch) (Aluminum) (6-1/8"OD) (2.550" Tall) 2002-Up	1	
966	123808	Piston, [RE5R05A] (Reverse Clutch) (Aluminum) (6-3/8"OD) (1.000" Tall) 2002-Up	1	
967	123809	Piston, [RE5R05A] (High-Low Clutch) (Aluminum) (4-7/8"OD) (1.065" Tall) 2002-Up	1	
967	123809A	Piston, [RE5R05A] (High-Low Clutch) (Aluminum) (4-7/8"OD) (1.225" Tall) 2002-Up	1	
969	123810	Piston, [RE5R05A] (Low Coast Clutch) (Aluminum) (5.163"OD) 2002-Up	1	
972	123970	Springs, [RE5R05A] (Input Clutch Return) (18-Springs With Retainer) 2002-Up	1	
975	123971	Springs, [RE5R05A] (Direct Clutch Return) (20-Springs With Retainer) 2002-Up	1	
976	123972	Springs, [RE5R05A] (Reverse Clutch) (Wavy, Coiled) (5-5/8" OD) 2002-Up	1	
977	123973	Springs, [RE5R05A] (High-Low Clutch Return) (18-Springs With Retainer) 2002-Up	1	
979	123974	Springs, [RE5R05A] (Low Coast Clutch) (18-Springs With Retainer) 2002-Up	1	
982	123922	Retainer, [RE5R05A] (Input Clutch Return Spring) (Bonded Rubber) 2002-Up	1	
985	123920	Retainer, [RE5R05A] (Direct Clutch Return Spring) (Bonded Rubber) 2002-Up	1	
986	123930	Retainer, [RE5R05A] (Reverse Clutch Spring) (6-11/16") 2002-Up	1	
987	123921	Retainer, [RE5R05A] (High-Low Clutch Return Spring) (Bonded Rubber) 2002-Up	1	
991	K123676	Linkage Assembly, [RE5R05A] (Internal) (With Roll Pins) 2002-Up	1	
995	K123678	Park Pawl Assembly, [RE5R05A] (4-Pieces) 2002-Up	1	
986	123930	Retainer, [RE5R05A] (Reverse Clutch Spring) (6-11/16") 2002-Up	1	
987	123921	Retainer, [RE5R05A] (High-Low Clutch Return Spring) (Bonded Rubber) 2002-Up	1	
991	K123676	Linkage Assembly, [RE5R05A] (Internal) (With Roll Pins) 2002-Up	1	
995	K123678	Park Pawl Assembly, [RE5R05A] (4-Pieces) 2002-Up	1	

NOTES:

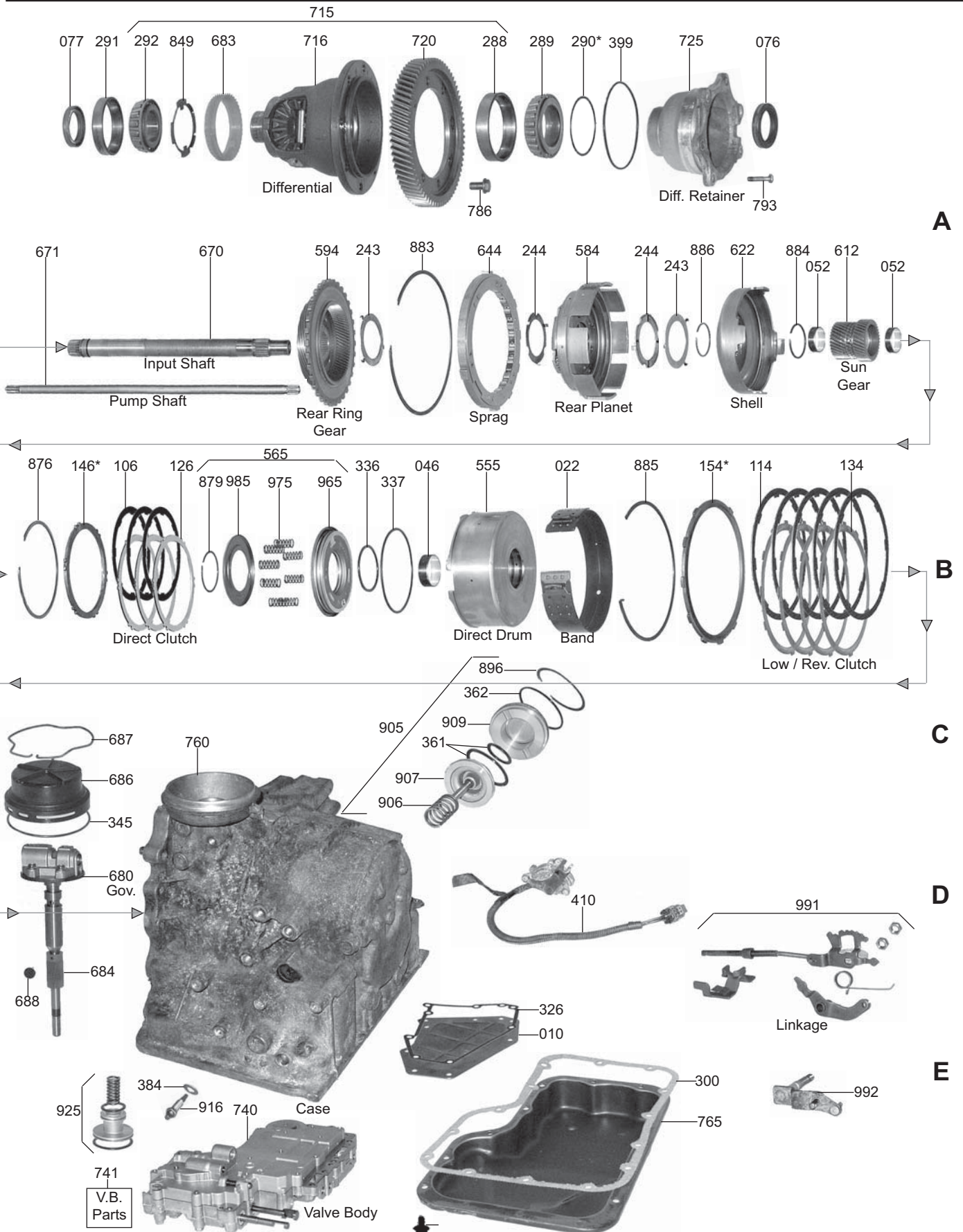
RN3F01A / RL3F01A

FWD 3 Speed



RN3F01A / RL3F01A

FWD 3 Speed



RN3F01A / RL3F01A

ILL#	PART#	DESCRIPTION	QTY	REF #
		OVERHAUL KIT		
	K83900	Overhaul Kit, [RN3F01A / RL3F01A] 1981-Up	1	
		MASTER L/STEEL KITS		
	DK8300-S	Master L/Steels Kit, [RN3F01A / RL3F01A] (Non Turbo) (.071" Front & Rear Friction) 81-Up	1	
	DK8300A-S	Master L/Steels Kit, [RN3F01A / RL3F01A] (Turbo) (.063" Front & Rear Friction) 1981-Up	1	
		MASTER W/STEEL KITS		
	DK8300	Master W/Steels Kit, [RN3F01A / RL3F01A] (Non Turbo) (.071" Front & Rear Friction) (12-Teeth Direct Steels) 1981-Up (*If Transmission has 24-Teeth Direct Steels add 93107A)	1	
	DK8300A	Master W/Steels Kit, [RN3F01A / RL3F01A] (Turbo) (.063" Front & Rear Friction) (12-Teeth Direct Steels) 1981-Up (*If Transmission has 24-Teeth Direct Steels add 93107A)	1	
		FILTERS		
010	83710	Filter, [RL3F01A / RN3F01A] 1981-86	1	31728-01X09
010	83710A	Filter, [RL3F01A / RN3F01A] (*Except 310) (Deep Pick-Up) 1987-Up	1	31728-01X10
		FILTER KITS		
	FK83710	Filter Kit, [RL3F01A / RN3F01A] 1981-86	1	
	FK83710A	Filter Kit, [RL3F01A / RN3F01A] 1987-Up (*Except 310) (Deep Pick-Up) 1987-Up	1	
		BAND		
022	83700	Band, [RL3F01A / RN3F01A] (Brake)	1	31630-01X00
		BUSHINGS		
	K83000	Bushing Kit, [RL3F01A / RN3F01A] 1981-Up	1	
	83005	Bushing, [RL3F01A / RN3F01A] (Converter Hub)	1	31141-01X01
032	83001	Bushing, [RL3F01A / RN3F01A] (Converter Reactor) (Front)	1	31199-01X00
032	83002	Bushing, [RL3F01A / RN3F01A] (Converter Reactor) (Rear)	1	31196-01X02
035	83003	Bushing, [RL3F01A / RN3F01A] (Pump Gear)	1	31349-01X00
037	83004	Bushing, [RL3F01A / RN3F01A] (Stator)	1	31343-01X00
046	83000	Bushing, [RL3F01A / RN3F01A] (Front Drum)	1	31513-01X00
052	83007	Bushing, [RL3F01A / RN3F01A] (Sun Gear)	1	31462-01X00
062	83006	Bushing, [RL3F01A / RN3F01A] (Rear Drum) (Plastic)	1	31483-01X00
		METAL CLAD SEALS		
070	83151	Seal, [RL3F01A / RN3F01A] (Front) 1981-Up	1	31344-21X00
076 077	83152	Seal, [RL3F01A / RN3F01A] (Axle) (Both Sides) 1981-Up	2	43252-M000
	83153	Seal, [RL3F01A / RN3F01A] (Speed-O Gear Shaft)	1	32709-58500
		FRICTION CLUTCHES		
106	83103	Friction, [RL3F01A / RN3F01A] (Forward & Direct Clutch) (.071") 1981-Up (Non Turbo)	6	31532-01X00
106	83103A	Friction, [RL3F01A / RN3F01A] (Forward & Direct Clutch) (.063") 1981-Up (With Turbo)	7	31532-01X01
114	83102	Friction, [RL3F01A / RN3F01A] (Low / Reverse Clutch) (.079") 1981-Up	3-5	31536-21X01
		STEEL CLUTCHES		
126	83100	Steel, [RL3F01A / RN3F01A] (Forward / Direct) (.079") 1981-Up	5-7	31536-01X00
126	93107A	Steel, [RL3F01A / RN3F01A] (Direct Clutch) (.079") (24-Narrow Teeth) 1990-92	3	31536-01X01
134	83104	Steel, [RL3F01A / RN3F01A] (Low / Reverse Clutch) (.079") 1981-Up	3-5	31666-01X00
		CLUTCH PRESSURE PLATES		
146	83716, A - E	Pressure Plate, [RL3F01A / RN3F01A] (Forward & Direct) (*Specify Thickness .134" to .173")	1	31537-01X05
154	83717, A - D	Pressure Plate, [RL3F01A / RN3F01A] (Low / Reverse) (.142") (*Specify Thickness .142" to .165")	1	31667-01X00
		OIL SEALING RINGS		
	K83903	Ring Kit, [RL3F01A / RN3F01A] (Metal) 1981-Up	1	

RN3F01A / RL3F01A

ILL#	PART#	DESCRIPTION	QTY	REF #
		OIL SEALING RINGS (Cont)		
	K83903T	Ring Kit, [RL3F01A / RN3F01A] (Teflon) 1981-Up	1	
179	83227	Ring, [RL3F01A / RN3F01A] (Direct Clutch Drum) (Metal)	2	31361-01X00
179	83227T	Ring, [RL3F01A / RN3F01A] (Direct Clutch Drum) (Teflon)	2	31361-01X00
181	83228	Ring, [RL3F01A / RN3F01A] (Forward Clutch Drum) (Metal)	2	31362-01X00
181	83228T	Ring, [RL3F01A / RN3F01A] (Forward Clutch Drum) (Teflon)	2	31362-01X00
		WASHERS & BEARINGS		
	K83907	Washer Kit, [RL3F01A / RN3F01A] (With Bearings) 1981-Up	1	
	K83907A	Washer Kit, [RL3F01A / RN3F01A] (Without Bearings) 1981-Up	1	
208	83401	Lock Washer, [RL3F01A / RN3F01A] (Idler Shaft Bolt)	1	
211	83403	Washer, [RL3F01A / RN3F01A] (Between Stator & Direct Drum) (Plastic)	1	31508-01X01
229	83408	Bearing, [RL3F01A / RN3F01A] (Between Forward Drum & Stator)	1	31555-01X00
230	83409	Race, [RL3F01A / RN3F01A] (Between Forward Drum & Stator)	1	31556-01X00
232	83402	Washer, [RL3F01A / RN3F01A] (Hub to Forward Drum) (Plastic) (No Tabs) (3-Holes)	1	31508-01X00
232	83402A	Washer, [RL3F01A / RN3F01A] (Hub to Forward Drum) (3-Tabs)	1	31439-01X00
235	83404	Bearing, [RL3F01A / RN3F01A] (Between Front Planet & Ring Gear Hub)	1	31435-01X01
236	83405	Race, [RL3F01A / RN3F01A] (Between Front Planet & Hub)	1	
237	83418	Race, [RL3F01A / RN3F01A] (Between Bowl & Front Planet) (6-Tab)	1	31434-01X01
238	83419	Bearing, [RL3F01A / RN3F01A] (Between Bowl & Front Planet)	1	31435-01X00
243	83407	Race, [RL3F01A / RN3F01A] (Rear Planet)	2	31436-01X01
244	83406	Washer, [RL3F01A / RN3F01A] (Rear Planet)	2	31437-01X01
	93125LRB	Axle Stabilizer, [RL3F01A / RN3F01A] (Left & Right) (*Goes in Place of the Seal)	1-2	Teckpak
276	83405A	Shim, [RL3F01A / RN3F01A] (Output Shaft to Rear Ring Gear)	1	
277	83405	Shim, [RL3F01A / RN3F01A] (Output Shaft to Front Cover)	1	31439-01X00
281	83919	Bearing, [RL3F01A / RN3F01A] (Pinion Gear) (Tapered Roller)	1	31488-01X00
283	83920	Bearing, [RL3F01A / RN3F01A] (Idler Gear) (Tapered Roller)	1	31492-01X00
		GASKETS & RUBBER COMPONENTS		
300	83500	Gasket, [RL3F01A / RN3F01A] (Bottom Pan)	1	31397-01X01
304	83515	Gasket, [RL3F01A / RN3F01A] (Front Cover) 1981-Up	1	31198-01X02
318	83516	Gasket, [RL3F01A / RN3F01A] (Converter Housing to Case) 1981-Up	1	31309-01X02
326	83517	Gasket, [RL3F01A / RN3F01A] (Filter)	1	31729-01X00
	83503	O-Ring, [RL3F01A / RN3F01A] (Input Shaft Lock-Up O-Ring)	1	31159-X6101
		TECHNICAL MANUAL		
	TMRL3F01A	Technical Manual, [RL3F01A / RN3F01A] (Nissan)	1	ATSG
		HARD PARTS		
520	83912	Pump, [RL3F01A / RN3F01A] 1981-Up	1	31340-01X01
529	83800	Converter Reactor, [RL3F01A / RN3F01A] (1-Bushing Inside Tube)	1	31194-01X01
529	83800A	Converter Reactor, [RL3F01A / RN3F01A] (2-Bushing Inside Tube)	1	31194-01X09
530	K83201	Gear Set, Pump, [RL3F01A / RN3F01A] 1981-Up	1	
544	83925	Plate, [RL3F01A / RN3F01A] (Pump) 1981-Up	1	31369-01X00
554	83719	Drum, [RL3F01A / RN3F01A] (Forward Clutch) (3 Clutch)	1	31541-01X62
554	83719A	Drum, [RL3F01A / RN3F01A] (Forward Clutch) (4 Clutch)	1	31541-01X63
555	83733A	Drum, [RL3F01A / RN3F01A] (Direct Clutch) (3 Clutch) (5" Piston)	1	31511-01X01
555	83733B	Drum, [RL3F01A / RN3F01A] (Direct Clutch) (3 Clutch) (4-3/8" Piston)	1	31511-01X03
582	83747	Planet, [RL3F01A / RN3F01A] (Front)	1	31420-01X02
584	83734	Planet, [RL3F01A / RN3F01A] (Rear)	1	
592	83713	Ring Gear & Hub, [RL3F01A / RN3F01A] (Uses a Washer # 232 Without Tabs)	1	

RN3F01A / RL3F01A

ILL#	PART#	DESCRIPTION	QTY	REF #
		HARD PARTS (Cont)		
592	83713A	Ring Gear & Hub, [RL3F01A / RN3F01A] (Uses a Washer # 232 With 3-Tabs)	1	
594	83731	Ring Gear, [RL3F01A / RN3F01A] (Rear Planet)	1	31450-01X02
612	83748	Sun Gear, [RL3F01A / RN3F01A]	1	31460-01X03
622	83749	Shell, [RL3F01A / RN3F01A] (Connector)	1	31465-01X01
		SPRAG & ONE WAY CLUTCH		
644	83913	Sprag Assembly, [RL3F01A / RN3F01A] (One Way Clutch With Race)	1	31473-01X01
		HARD PARTS (Cont)		
670	83732	Input Shaft, [RL3F01A / RN3F01A] (Non Lock-Up)	1	
670	83732A	Input Shaft, [RL3F01A / RN3F01A] (Lock-Up) (With O-Ring Groove)	1	
671	83739	Pump Shaft, [RL3F01A / RN3F01A] (Oil Pump Drive)	1	
679	83799S	Shaft, [RL3F01A / RN3F01A] (Idler Gear)	1	
680	83413	Governor, [RL3F01A / RN3F01A] (Assembly) (Gear Length 1-1/4")	1	
680	83413A	Governor, [RL3F01A / RN3F01A] (Assembly) (Gear Length 1-3/4")	1	
684	83411	Gear, [RL3F01A / RN3F01A] (Governor Gear) (1-1/4" Long)	1	31894-01X01
684	83411A	Gear, [RL3F01A / RN3F01A] (Governor Gear) (1-3/4" Long)	1	
686	83410	Cover, [RL3F01A / RN3F01A] (Governor) (Plastic)	1	31875-01X00
687	83412	Retaining Clip, [RL3F01A / RN3F01A] (For Governor Cap)	1	31506-01X00
714	83799	Idler Gear, [RL3F01A / RN3F01A] (30-Teeth) (3.490"OD) (Without Bearings)	1	31493-01X04
714	83799A	Idler Gear, [RL3F01A / RN3F01A] (31-Teeth) (3.605"OD) (Without Bearings)	1	31493-01X06
714	83799B	Idler Gear, [RL3F01A / RN3F01A] (33-Teeth) (3.794"OD) (Without Bearings)	1	31493-01X60
714	83799C	Idler Gear, [RL3F01A / RN3F01A] (32-Teeth) (3.706"OD) (Without Bearings)	1	31493-01X02
714	83799D	Idler Gear, [RL3F01A / RN3F01A] (32-Teeth) (3.680"OD) (Without Bearings)	1	31493-01X61
714	83799E	Idler Gear, [RL3F01A / RN3F01A] (34-Teeth) (3.910"OD) (Without Bearings)	1	
716	83455	Differential Housing, [RL3F01A / RN3F01A] (Height 5-5/16" With 2-Tapered Bearings)	1	38411-01X17
716	83738B	Differential Housing, [RL3F01A / RN3F01A] (Height 5-5/16" With 1-Tapered Bearings) (Has a Cup Race on the Other End)	1	38411-D0106
716	83738C	Differential Housing, [RL3F01A / RN3F01A] (Height 5-9/16" With 1-Tapered Bearing) (Has a Cup Race on the Other End)	1	38411-01X18
716	83455A	Differential Housing, [RL3F01A / RN3F01A] (Height 5-9/16" With 2-Tapered Bearings)	1	38411-01X04
720	83456	Ring Gear, [RL3F01A / RN3F01A] (Differential) (72-Teeth) (1.578"ID to OD)	1	
720	83456D	Ring Gear, [RL3F01A / RN3F01A] (Differential) (72-Teeth) (1.550"ID to OD)	1	
720	83456A	Ring Gear, [RL3F01A / RN3F01A] (Differential) (73-Teeth) (1.630"ID to OD)	1	
720	83456AB	Ring Gear, [RL3F01A / RN3F01A] (Differential) (73-Teeth) (1.605"ID to OD)	1	
720	83456B	Ring Gear, [RL3F01A / RN3F01A] (Differential) (74-Teeth)	1	
720	83456C	Ring Gear, [RL3F01A / RN3F01A] (Differential) (76-Teeth)	1	
720	83456E	Ring Gear, [RL3F01A / RN3F01A] (Differential) (71-Teeth)	1	
725	83739	Retainer, [RL3F01A / RN3F01A] (Differential) (6-Bolt With Bearing) (3-3/8" Tall) (Aluminum)	1	38220-M5600
725	83739A	Retainer, [RL3F01A / RN3F01A] (Differential) (6-Bolt With Bearing) (3-9/16" Tall) (Aluminum)	1	
725	83739B	Retainer, [RL3F01A / RN3F01A] (Differential With Bearing) (3-7/8" Tall)	1	
725	83739C	Retainer, [RL3F01A / RN3F01A] (Differential) (With Race) (Non Bearing Type)	1	
730	83737A	Pinion, [RL3F01A / RN3F01A] (Output Shaft) (21-Teeth) (2.513"OD of Gear)	1	31481-01X08
730	83737B	Pinion, [RL3F01A / RN3F01A] (Output Shaft) (22-Teeth) (2.613"OD of Gear)	1	31481-01X05
730	83737C	Pinion, [RL3F01A / RN3F01A] (Output Shaft) (24-Teeth) (2.833"OD of Gear)	1	31481-01X60
730	83737D	Pinion, [RL3F01A / RN3F01A] (Output Shaft) (20-Teeth) (2.425"OD of Gear)	1	31481-01X19
730	83737	Pinion, [RL3F01A / RN3F01A] (Output Shaft) (20-Teeth) (2.400"OD of Gear)	1	31481-01X07
730	83737E	Pinion, [RL3F01A / RN3F01A] (Output Shaft) (21-Teeth) (2.540"OD of Gear)	1	31481-01X63
730	83737F	Pinion, [RL3F01A / RN3F01A] (Output Shaft) (19-Teeth) (2.327"OD of Gear)	1	


RN3F01A / RL3F01A

ILL#	PART#	DESCRIPTION	QTY	REF #
		VALVE BODIES		
740	83754	Valve Body Assembly, [RL3F01A / RN3F01A] (Non Lock-Up) (Early)	1	
740	83754A	Valve Body Assembly, [RL3F01A / RN3F01A] (Non Lock-Up) (Late) (With 2-Valves In Auxillary Section)	1	
740	83754B	Valve Body Assembly, [RL3F01A / RN3F01A] (Lock-Up) (With Electric Switch)	1	
740	83754C	Valve Body Assembly, [RL3F01A / RN3F01A] (Lock-Up) (No Electric Switch)	1	
		HARD PARTS (Cont)		
750	83702	Bell Housing, [RL3F01A / RN3F01A] (Cast # E1 by Axle Seal) (Square Starter Hole)	1	
750	83702A	Bell Housing, [RL3F01A / RN3F01A] (Cast # E2 by Axle Seal) (Square Starter Hole)	1	
750	83702B	Bell Housing, [RL3F01A / RN3F01A] (Cast # X1 by Axle Seal)	1	
750	83702C	Bell Housing, [RL3F01A / RN3F01A] (Cast # FA2 by Axle Seal) (1-Threaded Starter Hole)	1	
760	83701	Case, [RL3F01A / RN3F01A] (Non Lock-Up)	1	
760	83701A	Case, [RL3F01A / RN3F01A] (Lock-Up) (With Electric Plug by Neutral Switch)	1	
765	83801	Pan, [RL3F01A / RN3F01A] (Bottom) (Shallow) 1981-86	1	
765	83801A	Pan, [RL3F01A / RN3F01A] (Bottom) (Deep) 1987-Up	1	
853	83810	Cushion, [RL3F01A / RN3F01A] (Forward Clutch)	1	
857	83811	Cushion, [RL3F01A / RN3F01A] (Low / Reverse Clutch)	1	
905	K83895	Servo Assembly, [RL3F01A / RN3F01A]	1	
906	83891	Spring, [RL3F01A / RN3F01A] (Servo)	1	
907	83892	Piston, [RL3F01A / RN3F01A] (Servo)	1	
909	83988	Cover, [RL3F01A / RN3F01A] (Servo)	1	
	83689	Bolt, [RL3F01A / RN3F01A] (Band Adjusting)	1	
925	K83894	Accumulator Assembly, [RL3F01A / RN3F01A]	1	
964	83708	Piston, [RL3F01A / RN3F01A] (Forward Clutch)	1	31544-01X05
965	83709	Piston, [RL3F01A / RN3F01A] (Direct Clutch)	1	
967	83714	Piston, [RL3F01A / RN3F01A] (Low / Reverse Clutch)	1	31644-01X04

NOTES:

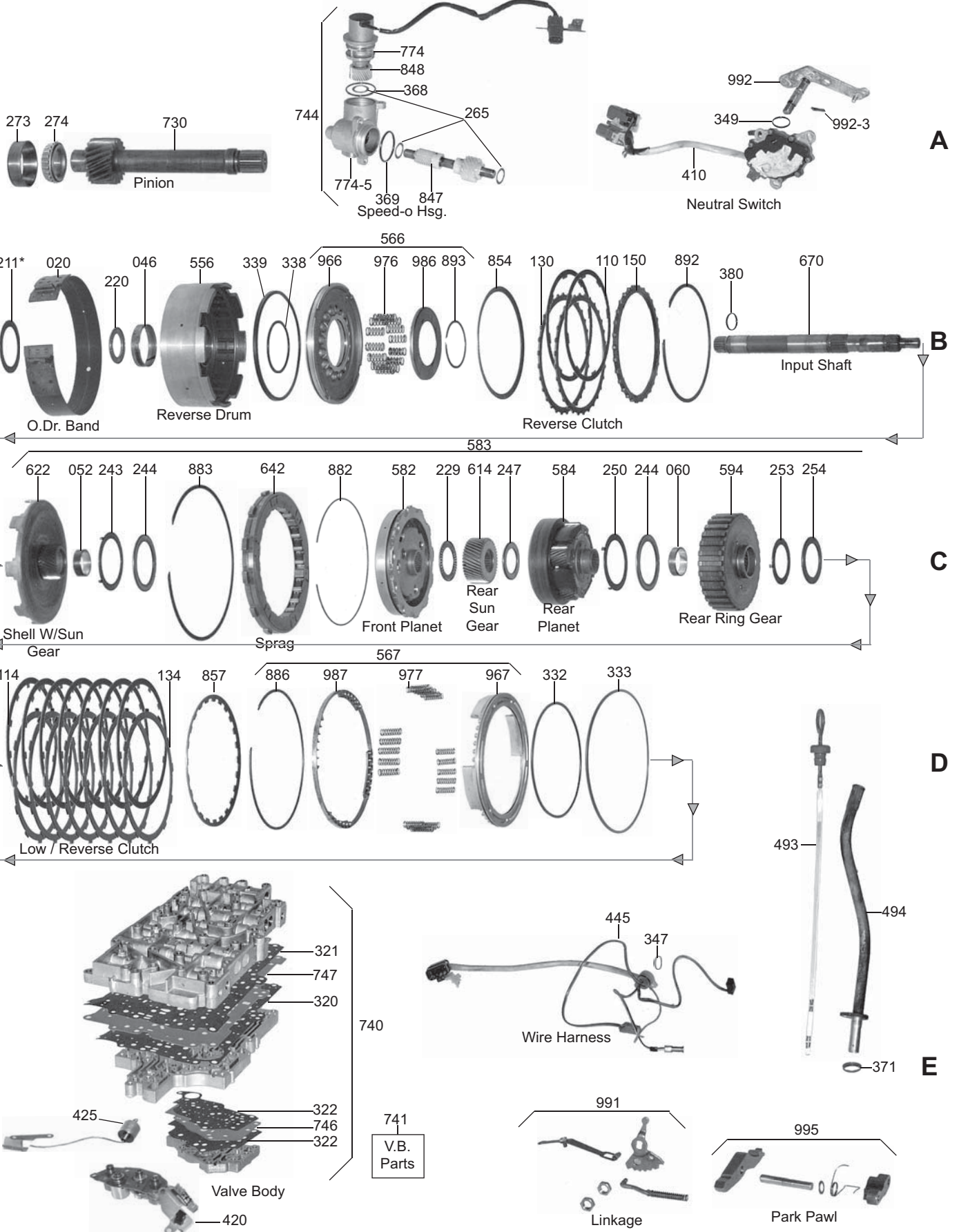
RL4F02A / RE4F02A

FWD 4 Speed



RL4F02A / RE4F02A

FWD 4 Speed



RL4F02A / RE4F02A

ILL#	PART#	DESCRIPTION	QTY	REF #
		OVERHAUL KITS		
	K93900	Overhaul Kit, [RL4F02A] 1985-89	1	
	K93900C	Overhaul Kit, [RL4F02A / RE4F02A] (Combo) 1985-Up	1	
	K93900D	Overhaul Kit, [RL4F02A] (Axxess / Pintara) 1990-92	1	
	K93900E	Overhaul Kit, [RE4F02A] 1989-94	1	
		MASTER L/STEEL KITS		
	DK9300-S	Master L/Steels Kit, [RL4F02A] (Maxima) 1985-89	1	
	DK9300A-S	Master L/Steels Kit, [RL4F02A] (Stanza) 3/1985-8/1989	1	
	DK9300B-S	Master L/Steels Kit, [RL4F02A / RE4F02A] (Pulsar) 1988-90	1	
	DK9300D-S	Master L/Steels Kit, [RL4F02A] (Axxess / Pintara) 1990-92	1	
	DK9300E-S	Master L/Steels Kit, [RE4F02A / V] (Maxima) 1989-94	1	
	DK9300F-S	Master L/Steels Kit, [RE4F02A] (Stanza) 1989-94	1	
		MASTER W/STEEL KITS		
	DK9300	Master W/Steels Kit, [RL4F02A] (Maxima) 1985-89	1	
	DK9300A	Master W/Steels Kit, [RL4F02A] (Stanza) 3/1985-8/1989	1	
	DK9300B	Master W/Steels Kit, [RL4F02A / RE4F02A] (Pulsar) 1988-90	1	
	DK9300D	Master W/Steels Kit, [RL4F02A] (Axxess / Pintara) 1990-92	1	
	DK9300E	Master W/Steels Kit, [RE4F02A / V] (Maxima) 1989-94	1	
	DK9300F	Master W/Steels Kit, [RE4F02A] (Stanza) 1989-94	1	
		FILTER		
010	93710	Filter, [RL4F02A / RE4F02A]	1	31728-2X00
		FILTER KIT		
	N/A	Filter Kit, [RL4F02A / RE4F02A] (**Not Serviceable**)		
		BAND		
020	93700	Band, [RL4F02A / RE4F02A] (Overdrive) (1-1/2" Wide) (1-Groove Lining) 1985-Up	1	31630-21X00
		BUSHINGS		
	K93000A	Bushing Kit, [RL4F02A / RE4F02A] (12-Piece Kit) 1985-94	1	
	K93000	Bushing Kit, [RL4F02A / RE4F02A] (7-Piece Kit) 1985-94	1	
034	93001	Bushing, [RL4F02A / RE4F02A] (Bell Housing)	1	31343-21X01
036	93002	Bushing, [RN4F02A] (Stator) (Front) (Non Lock-up) (2-Slots) (.948"OD)	1	31354-21X01
036	93002A	Bushing, [RL4F02A / RE4F02A] (Stator) (Front) (Lock-up) (1.030"OD)	1	
036C	93003	Bushing, [RL4F02A / RE4F02A] (Stator) (Center) (1-Slot)	1	31352-21X00
037	93004	Bushing, [RL4F02A / RE4F02A] (Stator) (Rear) (No Slots)	1	31363-21X01
046	93005	Bushing, [RL4F02A / RE4F02A] (Reverse Drum) (2-Slots)	1	31513-21X00
048	93009	Bushing, [RL4F02A / RE4F02A] (Low Clutch Drum)	1	31579-21X00
049	93010	Bushing, [RL4F02A / RE4F02A] (Output Shaft)	1	31483-21X01
052	93007	Bushing, [RL4F02A / RE4F02A] (Sun Gear)	1	31462-21X04
060	93008	Bushing, [RL4F02A / RE4F02A] (Rear Ring Gear)	1	31453-21X00
062	93006	Bushing, [RL4F02A / RE4F02A] (High Clutch Hub)	2	31548-21X01
		METAL CLAD SEALS		
070	93151	Seal, [RL4F02A / RE4F02A] (Pump) (Converter Housing) 1985-Up	1	31344-21X00
073	93159	Seal, [RL4F02A / RE4F02A] (Throttle Shaft)	1	31908-21X00
076	93152	Seal, [RL4F02A / RE4F02A] (Right Axle) (33 x 59 x 17mm) 1985-Up	1	38342-03E01
076	93157	Seal, [RL4F02A] (Right Axle) (52 x 72 x 9mm) (Stanza Station Wagon) (AWD) 1986-87	1	38342-06R00
077	93153	Seal, [RL4F02A / RE4F02A] (Left Axle) (39 x 57 x 17mm) (Maxima) 1985-Up	1	38342-21X01
077	93154	Seal, [RL4F02A / RE4F02A] (Left Axle) (39 x 57 x 21.5mm) (Axxess 2WD), (Pulsar), & (Stanza Station Wagon) (2WD & 4x4) 1989-Up	1	38342-21X00

RL4F02A / RE4F02A

ILL#	PART#	DESCRIPTION	QTY	REF #
		METAL CLAD SEALS (Cont)		
077	93154A	Seal, [RE4F02A] (Left Axle) (46 x 90 x 11mm) (Stanza 2WD With Viscous Coupling) 89-Up	1	38342-21X03
	93156	Seal, [RL4F02A / RE4F02A] (Rear Output Shaft AWD) (Sentra> 1986-1988), (Stanza Wagon>1985-88), (Axxess>1990-92)	1	
	83153	Seal, [RL4F02A / RE4F02A] (Speed-O Shaft)	1	32709-58S00
		FRICTION CLUTCHES		
106	93104B	Friction, [RL4F02A] (High Clutch) (.079") (30-Wide Teeth) (5.045"OD) (Stanza>1985-89)	4	31562-21X03
106	93104A	Friction, [RL4F02A / RE4F02A] (High Clutch) (.063") (30-Wide Teeth) (5.045"OD) (Maxima & Stanza>1985-89)	4	31562-21X02
106	93104C	Friction, [RL4F02A / RE4F02A] (High Clutch) (.063") (30-Wide Teeth) (5.235"OD) (Pulsar>1987-90), (Maxima / Stanza / Axxess>1990-94)	4	31532-21X05
106	93104E	Friction, [RL4F02A] (High Clutch) (.078") (30-Narrow Teeth) (5.045"OD) (Stanza>1985-2/88)	3	31562-21X00
106	93104H	Friction, [RL4F02A] (High Clutch) (.067") (30-Narrow Teeth) (5.045"OD) (Maxima>7/1984-9/1984)	4	31562-21X01
108	93109	Friction, [RL4F02A / RE4F02A] (Low Clutch) (.079") (30-Teeth) (5.700"OD)	4-6	31592-21X00
110	93100	Friction, [RL4F02A] (Reverse Clutch) (.079") (8-Teeth) 1985-89	2	31532-21X00
110	93100A	Friction, [RL4F02A / RE4F02A] (Reverse Clutch) (.079") (34-Teeth) 1987-Up	2	31532-21X07
114	93115	Friction, [RL4F02A / RE4F02A] (Low / Reverse Clutch) (.079") (12-Teeth) 1985-Up	5-7	31662-21X00
110	K69750	Friction/Steel Kit, "DrumSaver" [RE4F02A] (Reverse Clutch) (.079") (8-Teeth) 1985-89	1	Alto
110	K69750A	Friction/Steel Kit, "DrumSaver" [RE4F02A] (Reverse Clutch) (.079") (34-Teeth) 1990-94	1	Alto
		STEEL CLUTCHES		
126	93107F	Steel, [RE4F02A] (High Clutch) (.055") (24-Teeth) (Maxima>1990-Up)	7	31536-21X03
126	93107B	Steel, [RL4F02A / RE4F02A] (High Clutch) (.067") (24-Teeth)	7	31536-21X02
126	93107A	Steel, [RL4F02A / RE4F02A] (High Clutch) (.079") (24-Teeth)	5	31566-21X00
126	93107	Steel, [RL4F02A / RE4F02A] (High Clutch) (.108") (24-Teeth)	3	31566-21X02
126	93107E	Steel, [RL4F02A / RE4F02A] (High Clutch) (.118") (24-Teeth)	3	31566-21X01
126	93107C	Steel, [RL4F02A / RE4F02A] (High Clutch) (.118") (27-Teeth) 1987-Up	3	31536-41X02
126	93107D	Steel, [RL4F02A / RE4F02A] (High Clutch) (.079") (27-Teeth) 1987-Up	5	31536-41X03
126	93107G	Steel, [RE4F02A] (High Clutch) (.095") (27-Teeth) 1990-Up	4	31536-21X04
128	93112	Steel, [RL4F02A / RE4F02A] (Low Clutch) (.079") (12-Teeth) 1985-Up	5-7	31596-21X01
130	93102	Steel, [RL4F02A / RE4F02A] (Reverse Clutch) (.079") (30-Round Teeth) 1985-Up (*For Cast Iron Drum)	2	31536-21X01
130	93102A	Steel, [RL4F02A] (Reverse Clutch) (.079") (30-Square Teeth) 1986-89 (*For Stamped Steel Drum)	2	31536-21X00
134	93117	Steel, [RL4F02A / RE4F02A] (Low / Reverse Clutch) (.079") (12-Teeth) 1985-Up	5-7	31666-23X00
		CLUTCH PRESSURE PLATES		
146	93130	Pressure Plate, [RL4F02A / RE4F02A] (High Clutch) (*Selective .142" - .197") (24-Narrow Teeth)	1	31567-21X00
148	93131	Pressure Plate, [RL4F02A / RE4F02A] (Low Clutch) (*Selective .126" - .210")	1	31597-21X10
150	93132	Pressure Plate, [RL4F02A / RE4F02A] (Reverse Clutch) (*Selective 4.6mm - 5.4mm) (30-Square Teeth) (5.345"ID) (*For Stamped Steel Drum) 1986-89	1	31537-21X10
150	93133	Pressure Plate, [RL4F02A / RE4F02A] (Reverse Clutch) (*Selective 4.6mm - 5.4mm) (30-Round Teeth) (5.345"ID) (*For Cast Iron Drum) 1985-Up	1	
154	93134	Pressure Plate, [RL4F02A / RE4F02A] (Low / Reverse Clutch) (*Selective .134" - .494")	1	31667-21X00
		VALVE BODY KIT		
	K93908	Shift Kit, [RL4F02A / RE4F02A] 1986-90	1	Transgo
		OIL SEALING RINGS		
	K93903	Ring Kit, [RL4F02A / RE4F02A]	1	
176	69305	Ring, [RL4F02A / RE4F02A] (Pump Slide) (Metal)	1	
179	69309T	Ring, [RL4F02A / RE4F02A] (Reverse Clutch) (Teflon)	2	

RL4F02A / RE4F02A

ILL#	PART#	DESCRIPTION	QTY	REF #
		OIL SEALING RINGS (Cont)		
180	93307T	Ring, [RL4F02A / RE4F02A] (High Drum) (Teflon)	2	31558-21X00
181	69301T	Ring, [RL4F02A / RE4F02A] (Low Drum) (Teflon)	2	
184	69300T	Ring, [RL4F02A / RE4F02A] (Output Shaft) (Teflon)	2	31487-21X00
		WASHERS & BEARINGS		
	K93906	Kit, Washer, [RL4F02A / RE4F02A] (Stator to Reverse Drum) (6-Plastic)	1	
209	93413	Spacer, [RE4F02A] (Pump Stator Tube to Rotor) (Plastic)	1	
211	93400	Washer, [RL4F02A / RE4F02A] (Stator to Reverse Drum) (.035") (Plastic)	1	31528-21X01
211	93400C	Washer, [RL4F02A / RE4F02A] (Stator to Reverse Drum) (.040") (Plastic)	1	31528-21X02
211	93400A	Washer, [RL4F02A / RE4F02A] (Stator to Reverse Drum) (.051") (Plastic)	1	31528-21X03
211	93400D	Washer, [RL4F02A / RE4F02A] (Stator to Reverse Drum) (.059") (Plastic)	1	31528-21X04
211	96400B	Washer, [RL4F02A / RE4F02A] (Stator to Reverse Drum) (.067") (Plastic)	1	31528-21X05
211	93400E	Washer, [RL4F02A / RE4F02A] (Stator to Reverse Drum) (.075") (Plastic)	1	31528-21X06
220	93403	Bearing W/Race, [RL4F02A / RE4F02A] (Stator to High Drum)	1	
221	93404	Race, [RL4F02A / RE4F02A] (Stator to High Drum) (.031") (3-Tab) (Metal)	1	31429-21X00
221	93404A	Race, [RL4F02A / RE4F02A] (Stator to High Drum) (.039") (3-Tab) (Metal)	1	31429-21X01
221	93404B	Race, [RL4F02A / RE4F02A] (Stator to High Drum) (.047") (3-Tab) (Metal)	1	31429-21X02
221	93404C	Race, [RL4F02A / RE4F02A] (Stator to High Drum) (.055") (3-Tab) (Metal)	1	31429-21X03
221	93404D	Race, [RL4F02A / RE4F02A] (Stator to High Drum) (.063") (3-Tab) (Metal)	1	31429-21X04
221	93404E	Race, [RL4F02A / RE4F02A] (Stator to High Drum) (.071") (3-Tab) (Metal)	1	31429-21X05
221	93404F	Race, [RL4F02A / RE4F02A] (Stator to High Drum) (.079") (3-Tab) (Metal)	1	31429-21X06
228	93405	Race, [RL4F02A / RE4F02A] (High Drum to Hub) (3-Inner Tabs) (Metal)	1	31439-21X00
229	93406	Bearing W/Race, [RL4F02A / RE4F02A] (High Drum to Hub) (Both Sides) & (Front Planet) (Rear) (.110")	1-3	31438-X0100
243	93407	Race, [RL4F02A / RE4F02A] (Shell to Front Planet) (*Also Fits Rear Planet to Rear Ring Gear)	1-2	31464-21X00
244	93408	Bearing W/Race, [RL4F02A / RE4F02A] (Shell to Front Planet) (*Also Fits Rear Planet to Rear Ring Gear)	1-2	31435-21X00
247	93403	Bearing W/Race, [RL4F02A / RE4F02A] (Rear Sun Gear to Rear Planet)	1	31428-X0100
250	93407	Race, [RL4F02A / RE4F02A] (Rear Planet to Rear Ring Gear)	1	31464-21X00
253	93409	Race, [RL4F02A / RE4F02A] (Rear Ring Gear to Rear Support)	1	31456-21X00
254	93410	Bearing, [RL4F02A / RE4F02A] (Rear Ring Gear to Rear Support)	1	31455-21X00
		GASKETS & RUBBER COMPONENTS		
302	93500	Gasket, [RL4F02A / RE4F02A] (Top Pan Gasket)	1	31396-21X01
304	93501	Gasket, [RL4F02A / RE4F02A] (Transfer Gear Cover)	1	31398-21X03
313	93502	O-Ring, [RL4F02A / RE4F02A] (Front Pump Gear) 1985-94	1	31526-41X10
318	93503	Gasket, [RL4F02A / RE4F02A] (Bell Housing to Case)	1	31309-21X04
320	93505	Gasket, [RE4F02A] (Valve Body to Case) (Upper) 8/1988-94	1	
320	K93912	Gasket Set, [RE4F02A] (Axxess / Pintara) (Valve Body & Auxillary) 1989-94	1	
321	93506	Gasket, [RE4F02A] (Valve Body to Spacer Plate) (Lower) 8/1988-94	1	
322	93507	Gasket, [RL4F02A / RE4F02A] (Lock-Up Valve Body) (Upper)	1	
322	93508	Gasket, [RL4F02A / RE4F02A] (Lock-Up Valve Body) (Lower)	1	
379	93510	O-Ring, [RL4F02A / RE4F02A] (Filter Screen)	1	31729-21X01
		TECHNICAL MANUALS		
	TMRL4F02A	Technical Manual, [RL4F02A]	1	ATSG
	TMRE4F02A	Technical Manual, [RE4F02A]	1	ATSG
		ELECTRICAL COMPONENTS		
410	93991	Switch, [RL4F02A / RE4F02A] (Neutral Safety) (4-Prong Connector) (With 16" Long Wire Harness)	1	

RL4F02A / RE4F02A

ILL#	PART#	DESCRIPTION	QTY	REF #
		ELECTRICAL COMPONENTS (Cont)		
410	93991A	Switch, [RE4F02A] (Neutral Safety) (With (1) 6-Prong & (1) 3-Prong Connector) (With 12" Long Wire Harness)	1	
410	93991B	Switch, [RE4F02A] (Neutral Safety) (With (1) 7-Prong & (1) 2-Prong Connector) (With 13" Long Wire Harness)	1	
410	93991C	Switch, [RE4F02A] (Neutral Safety) (4-Prong Connector) (With 36" Long Wire Harness)	1	
420	93954	Solenoid Assembly, [RE4F02A] (*Lock-Up Solenoid Not Included) 1985-94	1	31940-27X66
425	93957	Solenoid, [RL4F02A] (Lock-Up)	1	31940-21X04
425	93955	Solenoid, [RE4F02A] (Lock-Up)	1	31940-27X63
427	93956	Solenoid, [RL4F02A] (Overdrive)	1	31940-21X05
445	93995	Wire Harness, [RE4F02A] (3-Prong Connector) (14" Long External Wire Harness From Connector to Case Plug)	1	
445	93995A	Wire Harness, [RE4F02A] (3-Prong Connector) (7" Long External Wire Harness From Connector to Case Plug)	1	
445	93995B	Wire Harness, [RE4F02A] (3-Prong Connector) (33-1/2" External Wire Harness From Connector to Case Plug)	1	
445	93995C	Wire Harness, [RE4F02A] (7-Prong Connector) (15" Long External Wire Harness From Connector to Case Plug)	1	
		HARD PARTS		
520	93780	Stator, [RL4F02A / RE4F02A] (3" Shaft No Step at Base) (*No Plastic Spacer #209)	1	
520	93780B	Stator, [RL4F02A / RE4F02A] (3" Shaft With Step at Base) (*Uses a Plastic Spacer # 93413)	1	
520	93780C	Stator, [RL4F02A / RE4F02A] (3-1/4" Shaft With Step at Base) (.850"ID Bushing) (*No Plastic #209 Spacer)	1	
520	93780CA	Stator, [RL4F02A / RE4F02A] (3-1/4" Shaft With Step at Base) (.945"ID Bushing) (*Does Not Use a Plastic Spacer #209) (*Can Use 93780AA)	1	
520	93780A	Stator, [RL4F02A / RE4F02A] (3-1/4" Shaft No Step) (.850"ID Bushing) (*Uses a Plastic Spacer # 93413)	1	
520	93780AA	Stator, [RL4F02A / RE4F02A] (3-1/4" Shaft No Step) (.945"ID Bushing) (*Uses a Plastic Spacer # 93413) (*Can Use 93780CA)	1	
		PUMP COMPONENTS		
531	93201	Rotor Kit, [RL4F02A / RE4F02A] (Pump) (With Vanes, Slide & Rotor)	1	
532	93927	Rotor, [RL4F02A / RE4F02A] (Pump)	1	
533	93926	Vane, [RL4F02A / RE4F02A] (Pump)	9	
534	93928	Slide, [RL4F02A / RE4F02A] (Pump)	1	
535	93797	Pin, [RL4F02A / RE4F02A] (Pump Slide Pivot Pin)	1	
536	93722	Spring, [RL4F02A / RE4F02A] (Pump Slide)	1	
538	93925	Ring, [RL4F02A / RE4F02A] (Pump Vane)	2	
		HARD PARTS (Cont)		
554	93881A	Drum, [RL4F02A / RE4F02A] (Low Clutch) (4-Clutch) (*Fits Front Planet With Half Moon Cuts)	1	31571-21X05
554	93881C	Drum, [RL4F02A / RE4F02A] (Low Clutch) (4-Clutch) (*Fits Front Planet That Is Flat Where Drum Sits)	1	
554	93881B	Drum, [RL4F02A / RE4F02A] (Low Clutch) (5-Clutch) (*Fits Front Planet With Half Moon Cuts)	1	31571-21X04
554	93881D	Drum, [RL4F02A / RE4F02A] (Low Clutch) (5-Clutch) (*Fits Front Planet That Is Flat Where Drum Sits)	1	
554	93881	Drum, [RL4F02A / RE4F02A] (Low Clutch) (6-Clutch) (*Fits Front Planet With Half Moon Cuts)	1	31571-21X03
554	93881E	Drum, [RL4F02A / RE4F02A] (Low Clutch) (6-Clutch) (*Fits Front Planet That Is Flat Where Drum Sits)	1	
555	93877	Drum, [RL4F02A / RE4F02A] (High Clutch) (27-Teeth Steels) (34-Teeth Reverse Clutch Hub) (Stanza)	1	31541-21X02
555	93878	Drum, [RL4F02A / RE4F02A] (High Clutch) (24-Teeth Steels) (38-Teeth Reverse Clutch Hub) (Maxima)	1	31541-21X01

RL4F02A / RE4F02A

ILL#	PART#	DESCRIPTION	QTY	REF #
		HARD PARTS (Cont)		
556	93890	Drum, [RL4F02A / RE4F02A] (Reverse) (Cast Iron) (*Most Maxima's)	1	31511-21X02
556	93890A	Drum, [RL4F02A / RE4F02A] (Reverse) (Steel) (*Most Stanza's)	1	31511-21X01
575	93996A	Clutch Hub, [RL4F02A] (High Clutch) (Stamped Steel) (*Uses Narrow Teeth Friction) E1985	1	31570-21X01
575	93996	Clutch Hub, [RL4F02A / RE4F02A] (High Clutch) (Cast Iron) (*Uses Wide Teeth Friction) 1985-Up	1	31502-21X04
582	93897	Planet, [RL4F02A / RE4F02A] (Front) (No Groove) (Half Moon Cuts Where #554 Sits) (Maxima)	1	31420-21X11
582	93897A	Planet, [RL4F02A / RE4F02A] (Front) (No Groove) (Flat Where Low Drum #554 Sits) (Stanza)	1	31420-21X01
582	93897B	Planet, [RL4F02A / RE4F02A] (Front) (1-Groove) (With Half Moon Cuts Where #554 Sits) (Maxima)	1	
582	93897AA	Planet, [RL4F02A / RE4F02A] (Front) (1-Groove) (Flat Where Low Drum #554 Sits) (Stanza)	1	
582	93897S	Planet Fix, [RE4F02A] (Front Planet Carrier Splined Repair Insert With Hardened Splines)	1	Sonnax
583	K93897	Planet Kit, [RL4F02A / RE4F02A] (Front Planet) (With Half Moon Cuts Where #554 Sits) (Includes: all from #622 to #876 & #554) (*Bushing #052 Left Out for Added Lube per ATRA)	1	
583	K93897A	Planet Kit, [RL4F02A / RE4F02A] (Front Planet) (Flat Where Low Drum #554 Sits) (Includes all from #622 to #876 & #554) (*Bushing #052 Left Out for Added Lube per ATRA)	1	
584	93874A	Planet, [RL4F02A / RE4F02A] (Rear Planet) (1.315"OD Hub) (No Groove on Outside of Ring Gear) (*Fits a No Groove Front Planet)	1	31440-21X01
584	93874	Planet, [RL4F02A / RE4F02A] (1.340"OD Hub) (No Groove on Outside of Ring Gear) (*Fits a No Groove Front Planet)	1	31440-21X20
584	93874B	Planet, [RL4F02A / RE4F02A] (1.340"OD Hub) (1-Groove on Outside of Ring Gear) (*Fits a 1-Groove Front Planet) (*Has No Groove on Rear Sun Gear)	1	
594	93880	Ring Gear, [RL4F02A / RE4F02A] (Internal) (Rear Planet) (1.315"ID) (With Bushing)	1	31450-21X00
594	93880A	Ring Gear, [RL4F02A / RE4F02A] (Internal) (Rear Planet) (1.340"ID) (With Bushing)	1	
594	93880B	Ring Gear, [RL4F02A / RE4F02A] (Internal) (Rear Planet) (1.415"ID) (No Bushing) (No Groove on Ring Gear)	1	
594	93880C	Ring Gear, [RL4F02A / RE4F02A] (Internal) (Rear Planet) (1.415"ID No Bushing) (1-Groove on Ring Gear)	1	
614	93895	Sun Gear, [RL4F02A / RE4F02A] (Rear) (No Groove)	1	31469-21X01
614	93895A	Sun Gear, [RL4F02A / RE4F02A] (Rear) (1-Groove)	1	
622	93879	Shell, [RL4F02A / RE4F02A] (With Sun Gear) (No Groove)	1	31460-21X03
622	93879A	Shell, [RL4F02A / RE4F02A] (With Sun Gear) (1-Groove)	1	
		SPRAG & ONE WAY CLUTCH		
642	93727	Sprag Assembly, [RL4F02A / RE4F02A] (One Way Clutch With Races)	1	
		HARD PARTS (Cont)		
670	93733	Input Shaft, [RL4F02A / RE4F02A] (11-5/16" Long) (.848"OD) (Bushing Land at Front Stator Bushing)	1	31411-21X02
670	93733A	Input Shaft, [RL4F02A / RE4F02A] (10-13/16" Long) (.848"OD) (Bushing Land at Front Stator Bushing)	1	31411-21X03
670	93773B	Input Shaft, [RL4F02A / RE4F02A] (11-5/16" Long) (.940"OD) (Bushing Land at Front Stator Bushing)	1	
680	93411	Gear, [RE4F02A] (Speed-O Transfer) (Governor Shaft Without Governor Body)	1	
680	93952	Governor, [RL4F02A] (Assembly) (With Aluminum Body)	1	31860-22X64
680	93952A	Governor, [RL4F02A] (Assembly) (With Cast Iron Body)	1	31860-23X10
680	93952B	Governor, [RL4F02A] (Assembly) (With Cast Iron Body With Butterfly Type Weights)	1	
686	93440	Cover, [RL4F02A] (Governor) (With Wide "C" Shaped Bracket)	1	
686	93440A	Cover, [RL4F02A] (Governor) (With Narrow "C" Shaped Bracket)	1	
686	93440B	Cover, [RL4F02A] (Governor) (With Wide 2-Threaded Hole Bracket)	1	
686	93440C	Cover, [RL4F02A] (Governor) (With Narrow 4-Hole Bracket)	1	
686	93440D	Cover, [RE4F02A] (Speed-O) (Flat)	1	
698	93843	Oil Shield, [RL4F02A / RE4F02A] (For Pinion)	1	

RL4F02A / RE4F02A

ILL#	PART#	DESCRIPTION	QTY	REF #
		HARD PARTS (Cont)		
699	93844	Lube Gutter, [RL4F02A / RE4F02A] (Differential)	1	
710	93703	Gear, [RL4F02A / RE4F02A] (Transfer Drive With Output Shaft) (50-Teeth) (*Except Limited Slip Differential)	1	
710	93703A	Gear, [RL4F02A / RE4F02A] (Transfer Drive With Output Shaft) (50-Teeth) (*With Limited Slip Differential)	1	
711	93946	Support, [RL4F02A / RE4F02A] (Low Drum)	1	
712	93999	Gear, [RL4F02A / RE4F02A] (Transfer Driven) (51-Teeth) (*Except Limited Slip Differential)	1	
712	93999A	Gear, [RL4F02A / RE4F02A] (Transfer Driven) (51-Teeth) (With Limited Slip Differential)	1	
715	93951	Differential, [RL4F02A / RE4F02A] (74-Teeth) (8-3/16"OD Gear) (With 1-Bearing)	1	
715	93951A	Differential, [RL4F02A / RE4F02A] (74-Teeth) (8-5/16"OD Gear) (With 1-Bearing)	1	
715	93951B	Differential, [RL4F02A / RE4F02A] (77-Teeth) (8-5/8"OD Gear) (With 1-Bearing)	1	
715	93951C	Differential, [RL4F02A / RE4F02A] (AWD) (78-Teeth) (No Groove) (With 1-Bearing)	1	
715	93951BA	Differential, [RL4F02A / RE4F02A] (77-Teeth) (2-Grooves) (With 2-Bearings) (Limited Slip)	1	
715	93951D	Differential, [RL4F02A / RE4F02A] (76-Teeth) (1-Groove) (With 2-Bearings) (Limited Slip)	1	
715	93951DA	Differential, [RL4F02A / RE4F02A] (76-Teeth) (3-Grooves) (With 2-Bearings) (Limited Slip)	1	
715	93951DB	Differential, [RL4F02A / RE4F02A] (76-Teeth) (2-Grooves) (With 1-Bearing)	1	
715	93951E	Differential, [RL4F02A / RE4F02A] (75-Teeth) (1-Groove) (With 1-Bearing)	1	
716	93180	Housing, [RL4F02A / RE4F02A] (Differential) (With 1-Bearing) (*Except Limited Slip)	1	
716	93180A	Housing, [RL4F02A / RE4F02A] (Differential) (With 2-Bearings) (With Limited Slip)	1	
720	93190	Ring Gear, [RL4F02A / RE4F02A] (74-Teeth) (8-3/16"OD) (*Except Limited Slip)	1	
720	93190A	Ring Gear, [RL4F02A / RE4F02A] (74-Teeth) (8-5/16"OD) (*Except Limited Slip)	1	
720	93190B	Ring Gear, [RL4F02A / RE4F02A] (77-Teeth) (8-5/8"OD) (*Except Limited Slip)	1	
720	93190BA	Ring Gear, [RL4F02A / RE4F02A] (77-Teeth) (2-Grooves) (With Limited Slip)	1	
720	93190D	Ring Gear, [RL4F02A / RE4F02A] (76-Teeth) (1-Groove) (With Limited Slip)	1	
720	93190DA	Ring Gear, [RL4F02A / RE4F02A] (76-Teeth) (3-Grooves) (With Limited Slip)	1	
730	93702	Pinion, [RL4F02A / RE4F02A] (22-Teeth)	1	
730	93702A	Pinion, [RL4F02A / RE4F02A] (19-Teeth)	1	
730	93702C	Pinion, [RL4F02A / RE4F02A] (21-Teeth) (3-Grooves)	1	
730	93702CA	Pinion, [RL4F02A / RE4F02A] (21-Teeth) (No Groove)	1	
730	93702B	Pinion, [RL4F02A / RE4F02A] (20-Teeth) (No Groove)	1	
730	93702BA	Pinion, [RL4F02A / RE4F02A] (20-Teeth) (2-Grooves)	1	
730	93702D	Pinion, [RL4F02A / RE4F02A] (AWD) (18-Teeth) (2-Grooves)	1	
		VALVE BODIES (REBUILT)		
740	NS-6709	Valve Body, [RL4F02A] (Stanza) 1984-88	1	
740	NS-6710	Valve Body, [RL4F02A] (Maxima) 1984-88	1	
740	NS-6701	Valve Body, [RE4F02A] (Stanza) 1988-Up	1	
740	NS-6702	Valve Body, [RE4F02A] (Maxima) 1988-Up	1	
		VALVE BODIES		
740	93940	Valve Body, [RL4F02A] (Cast #1A)	1	
740	93940B	Valve Body, [RL4F02A] (Cast #1B)	1	
740	93940A	Valve Body, [RL4F02A] (Cast #2A)	1	
740	93940C	Valve Body, [RL4F02A] (Cast #2B)	1	
740	93940D	Valve Body, [RL4F02A] (Cast #3B)	1	
740	93940E	Valve Body, [RE4F02A] (Square Connector) (With 5-Solenoids)	1	
740	93940EA	Valve Body, [RE4F02A] (Round Connector) (With 5-Solenoids)	1	
		VALVE BODY COMPONENTS		
741	93940-01	Spring, [RE4F02A] "Elevated" (Main Pressure Regulator) (20-Per Pkg)	1	Sonnax
741	93990	Sleeve, [RE4F02A] (Boost Valve) (Pressure Regulator)	1	Sonnax

RL4F02A / RE4F02A

ILL#	PART#	DESCRIPTION	QTY	REF #
		HARD PARTS (Cont)		
750	93855	Bell Housing, [RL4F02A] (Stanza) (Round Starter Hole) 1986-89	1	
750	93855A	Bell Housing, [RL4F02A] (Maxima) (Square Starter Hole) 1985-89	1	
750	93955B	Bell Housing, [RE4F02A] (Stanza) (Round Starter Hole) (Threaded Hole at Axle) 1989-94	1	
750	93955C	Bell Housing, [RE4F02A] (Maxima) (Square Starter Hole) (Threaded Hole at Axle) 1989-94	1	
750	93855B	Bell Housing, [RL4F02A] (12-1/2" Dowels) (10:00 Starter) (Bolts are 2-Sizes)	1	
750	93855BA	Bell Housing, [RL4F02A] (12-1/2" Dowels) (10:00 Starter) (Bolts 1-Size) (Top Bolts 4-5/8" Centers)	1	
750	93955D	Bell Housing, [RE4F02A] (11-1/2" Dowels) (10:00 Starter) (Cast # LD TA) (*Cast # Below Pump) (*Except Limited Slip Differential)	1	
750	93955E	Bell Housing, [RE4F02A] (12-1/2" Dowels) (10:00 Start) (Bolts 1-Size) (Top Bolts are 6-1/16" Center to Center) (Cast # CB)	1	
750	93955DA	Bell Housing, [RE4F02A] (11-1/2" Dowels) (10:00 Starter) (Cast # TAV) (With Limited Slip Differential)	1	
750	93855C	Bell Housing, [RL4F02A] (11" Dowels) (10:00 Starter) (Cast # FA2-F02A) (Bell Bolts 2-Sizes)	1	
750	93855D	Bell Housing, [RL4F02A] (14" Dowels) (Square Starter Hole) (Bell Bolts 2-Sizes)	1	
750	93855DA	Bell Housing, [RE4F02A] (14" Dowels) (Square Starter Hole) (Bolts are 1-Size)	1	
750	93855E	Bell Housing, [RL4F02A] (4x4) (All Wheel Drive) (Cast # AWD)	1	
759	93998	Cover, [RL4F02A / RE4F02A] (Transfer Gear)	1	
759	93998A	Cover, [RL4F02A / RE4F02A] (Transfer Gear) (With Speed Sensor Hole)	1	
760	93701	Case, [RL4F02A] (3/4" Connector Hole) (With Differential Bearing) (Bell to Case Bolts are all Same Size)	1	
760	93701A	Case, [RE4F02A] (7/8" Connector Hole) (With Differential Bearing) (Bell to Case Bolts are all Same Size)	1	
760	93701B	Case, [RE4F02A] (7/8" Connector Hole) (With Differential Bearing) (Bell to Case Bolts are 2-Sizes)	1	
760	93701C	Case, [RL4F02A] (3/4" Connector Hole) (With Differential Bearing) (Bell to Case Bolts are 2-Sizes)	1	
760	93701E	Case, [RL4F02A] (4x4) (AWD) (With Differential Bearing Race)	1	
767	93801	Pan, [RL4F02A / RE4F02A] (Top) (With 2-Brackets on the Side)	1	
767	93801A	Pan, [RE4F02A] (Top) (With 1-Bracket on Top)	1	
853	93810	Cushion Spring, [RL4F02A / RE4F02A] (Low Clutch) (*Between Pressure Plate & 1st Steel)	1	
854	93811	Cushion, [RL4F02A / RE4F02A] (Reverse Clutch) (No Teeth)	1	
854	93812	Cushion, [RL4F02A / RE4F02A] (Reverse Clutch) (15-Teeth)	1	
857	93814	Beveled Spring, [RL4F02A / RE4F02A] (Low / Reverse Clutch) (.078") (24-Teeth)	1	
857	93814A	Beveled Spring, [RL4F02A / RE4F02A] (Low / Reverse Clutch) (.092") (No Teeth)	1	
858	93813	Cushion, [RL4F02A / RE4F02A] (High Clutch) (8-Teeth) (.062")	1	
900	K93896	Servo Assembly, [RL4F02A / RE4F02A] (1.355"OD Piston)	1	
900	K93896A	Servo Assembly, [RL4F02A / RE4F02A] (1.400"OD Piston)	1	
900	K93896B	Servo Assembly, [RL4F02A / RE4F02A] (1.680"OD Piston)	1	
901	93891	Spring, [RL4F02A / RE4F02A] (Servo)	1	
902	93892	Housing, [RL4F02A / RE4F02A] (Servo Piston Outer Ring)	1	
903	93893	Piston, [RL4F02A / RE4F02A] (Servo) (1.355"OD)	1	
903	93893A	Piston, [RL4F02A / RE4F02A] (Servo) (1.400"OD)	1	
903	93903-01K	Pin & O-Ring Set, [RL4F02A / RE4F02A] (Servo)	1	Sonnax
904	93894	Cover, [RL4F02A / RE4F02A] (Servo Piston) (1.355"OD Piston)	1	
904	93894A	Cover, [RL4F02A / RE4F02A] (Servo Piston) (1.400"OD Piston)	1	
925	93953	Control Cylinder Assembly, [RL4F02A / RE4F02A]	1	
926	93953S	Spring, [RL4F02A / RE4F02A] (Control Cylinder)	1	
927	93953P	Piston, [RL4F02A / RE4F02A] (Control Cylinder)	1	

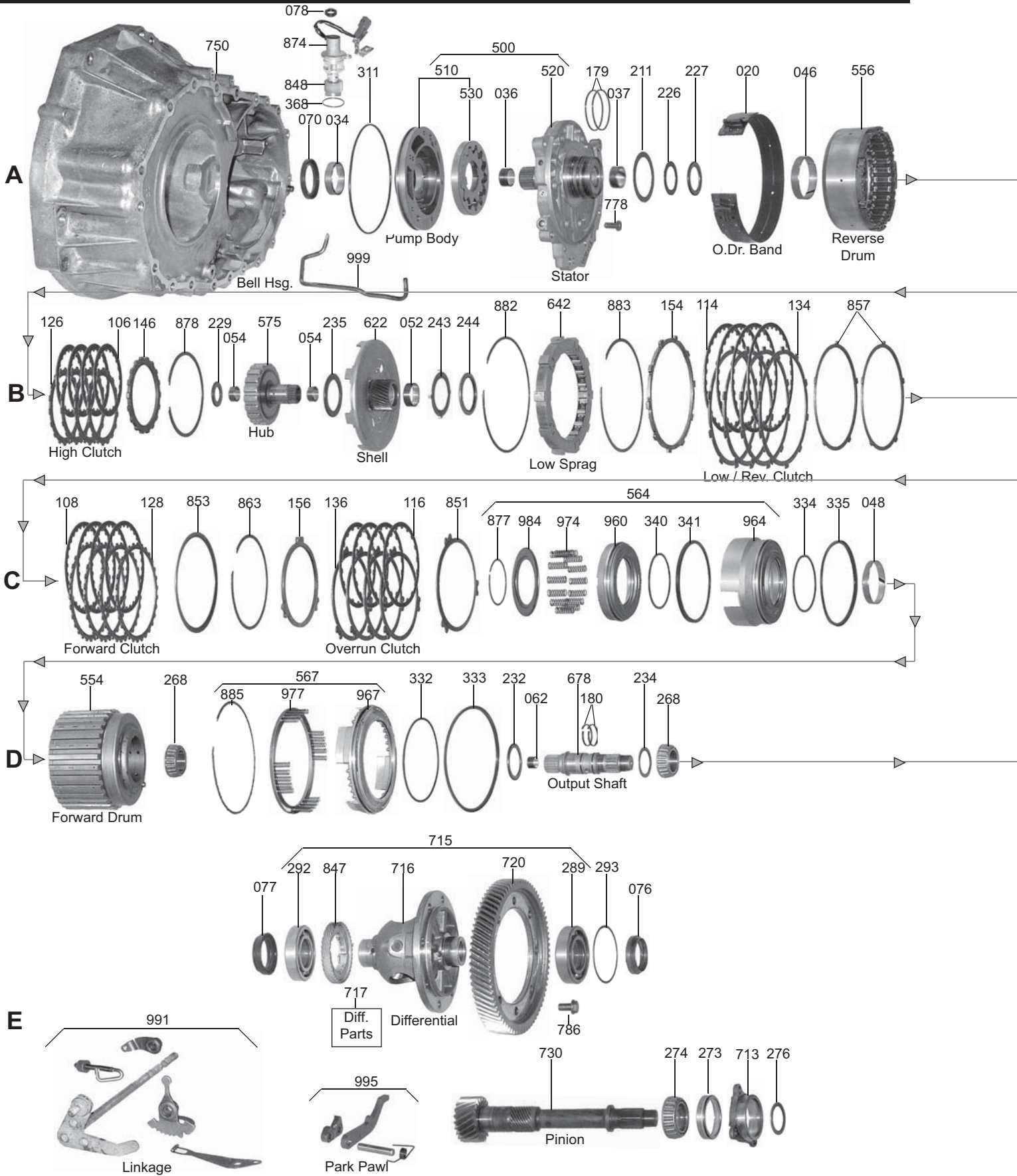
RL4F02A / RE4F02A

ILL#	PART#	DESCRIPTION	QTY	REF #
		HARD PARTS (Cont)		
929	93953C	Cover, [RL4F02A / RE4F02A] (Control Cylinder)	1	
935	K93882	Accumulator Assembly, [RL4F02A / RE4F02A] (With Spring In Small End of Piston)	1	
935	K93882A	Accumulator Assembly, [RL4F02A / RE4F02A] (With Spring In Large End of Piston)	1	
936	93883	Spring, [RL4F02A / RE4F02A] (Accumulator)	1	
937	93884	Piston, [RL4F02A / RE4F02A] (Accumulator)	1	
964	93736	Piston, [RL4F02A / RE4F02A] (Low) (*Uses D-Ring on Outer Seal)	1	
964	93736A	Piston, [RL4F02A / RE4F02A] (Low) (*Uses Lip Seal on Outer Seal)	1	
965	93737	Piston, [RL4F02A / RE4F02A] (High) (*Uses D-Ring Type Outer Seal)	1	
965	93737A	Piston, [RL4F02A / RE4F02A] (High) (*Uses Lip Seal Type Outer Seal)	1	
966	93738	Piston, [RL4F02A / RE4F02A] (Reverse Clutch) (With 16-Spring Pockets)	1	
966	93738A	Piston, [RL4F02A / RE4F02A] (Reverse Clutch) (With 20-Spring Pockets)	1	
967	93739	Piston, [RL4F02A / RE4F02A] (Low / Reverse Clutch)	1	
974	93941	Spring, [RL4F02A / RE4F02A] (Low Clutch Return)	1	
975	93942	Spring, [RL4F02A / RE4F02A] (High Clutch Return)	1	
976	93943	Spring, [RL4F02A / RE4F02A] (Reverse Clutch Return)	1	
977	93944	Spring, [RL4F02A / RE4F02A] (Low / Reverse Clutch Return)	1	
984	93930	Retainer, [RL4F02A / RE4F02A] (Low Clutch Spring)	1	
985	93931	Retainer, [RL4F02A / RE4F02A] (High Clutch Spring)	1	
986	93932	Retainer, [RL4F02A / RE4F02A] (Reverse Clutch Spring) (3.815"OD) (*Fits Spring With 16-Spring Pockets)	1	
986	93932A	Retainer, [RL4F02A / RE4F02A] (Reverse Clutch Spring) (3.575"OD) (*Fits Spring With 20-Spring Pockets)	1	
987	93933	Retainer, [RL4F02A / RE4F02A] (Low / Reverse Clutch Spring)	1	
995	93888D	Park Pawl Assembly, [RL4F02A / RE4F02A] (ID "D")	1	31898-21X00
995	93888E	Park Pawl Assembly, [RL4F02A / RE4F02A] (ID "E")	1	
995	93888F	Park Pawl Assembly, [RL4F02A / RE4F02A] (ID "F")	1	
996	93280	Cooler Line Fitting, [RL4F02A / RE4F02A]	1	31502-21X04

NOTES:

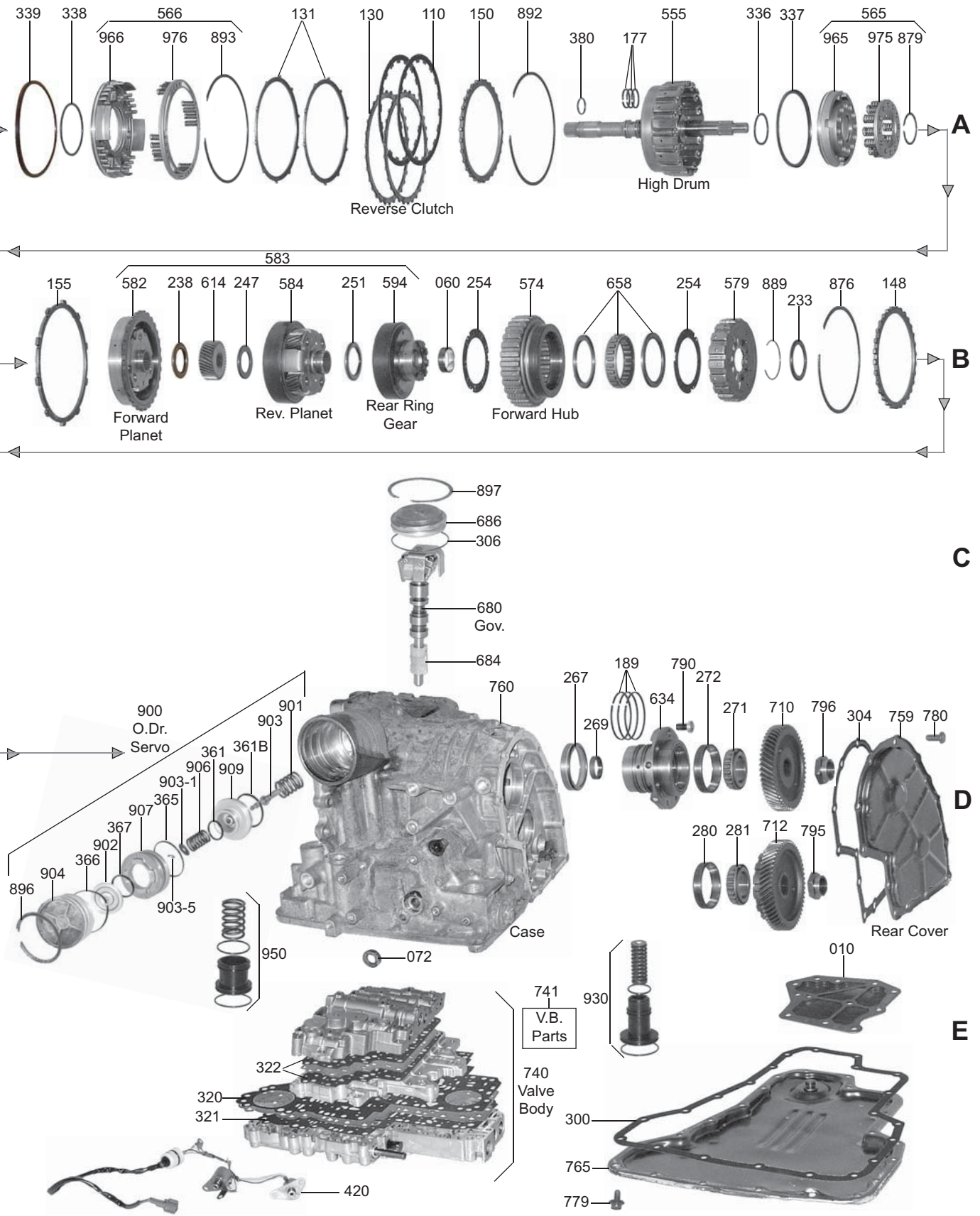
RL4F03A / RE4F03A / RE4F03V

FWD 4 Speed



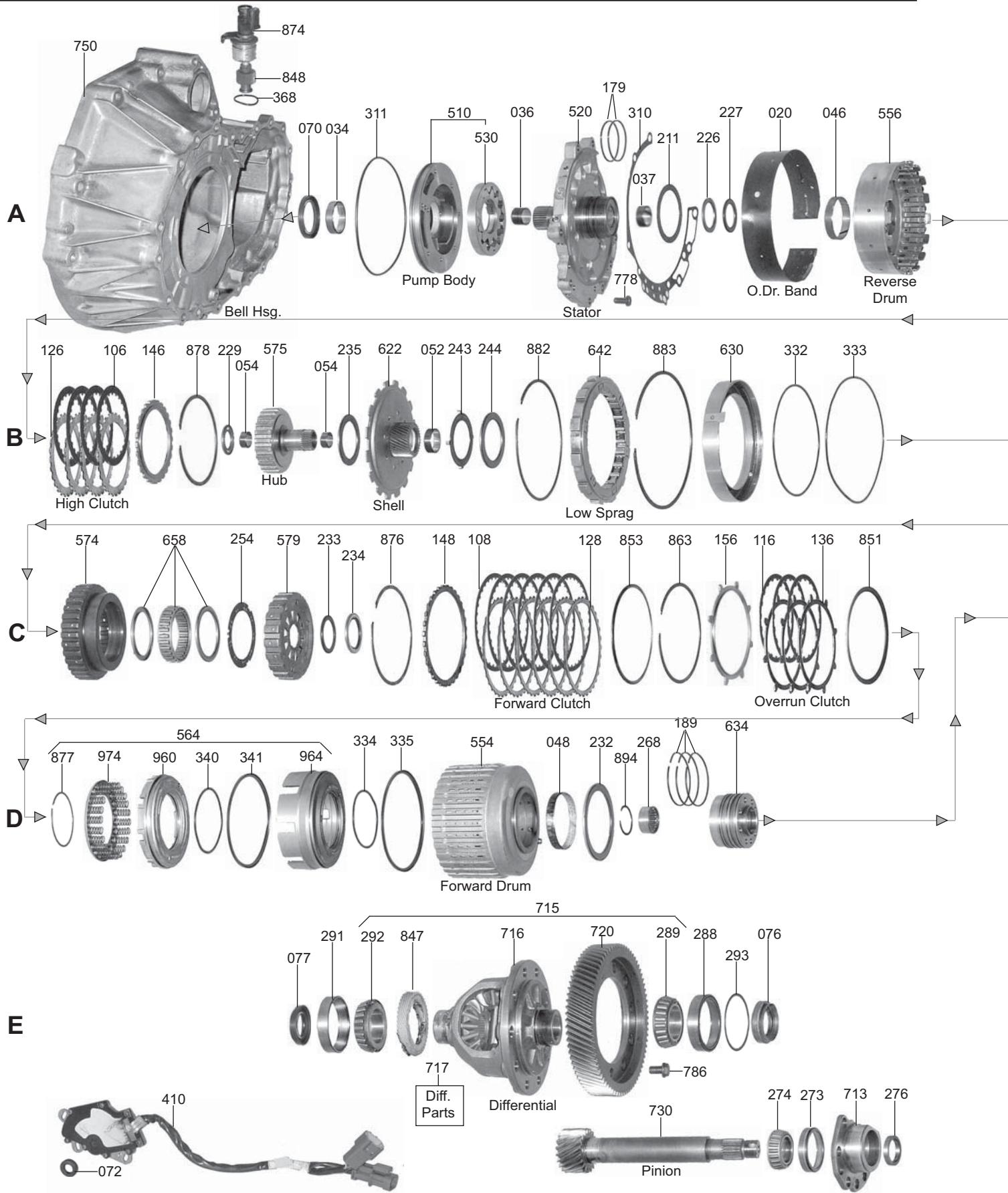
RL4F03A / RE4F03A / RE4F03V

FWD 4 Speed



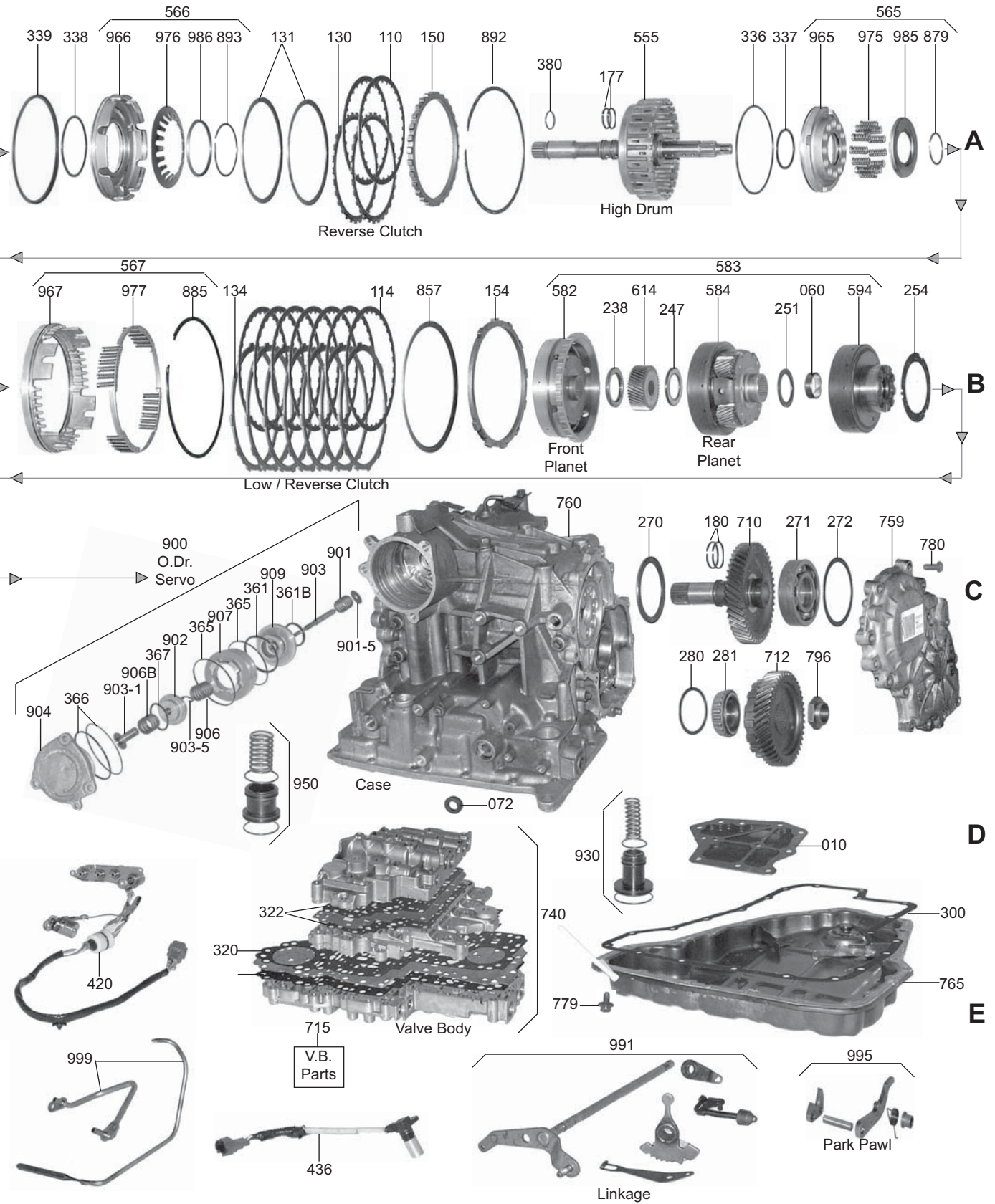
RE4F04A / RE4F04V / 4F20E / JF403E

FWD 4 Speed



RE4F04A / RE4F04V / 4F20E / JF403E

FWD 4 Speed



RL4F03A / RE4F03A /V/ RE4F04A /V/ 4F20E / JF403E

ILL#	PART#	DESCRIPTIONS	QTY	REF #
		OVERHAUL KITS		
	K99900	Overhaul Kit, [RL4F03A / RE4F03A / RE4F03V] (Sentra & Inf nity G20) 1991-Up	1	
	K64900	Overhaul Kit, [JF403E / LJ4A-EL] (Mazda, Geo, Isuzu) 1990-Up	1	
	K63900	Overhaul Kit, [RE4F04A / RE4F04V / 4F20E / RE4F04B] (Altima, Maxima (With DOHC), Quest, Villager) 1992-Up	1	
		MASTER L/STEEL KITS		
	DK9900-S	Master L/Steels Kit, [RL4F03A / RE4F03A / RE4F03V] (2.0L) 1991-94	1	
	DK9900A-S	Master L/Steels Kit, [RL4F03A / RE4F03A / RE4F03V] (1.6L) 1991-94	1	
	DK9900B-S	Master L/Steels Kit, [RL4F03A / RE4F03A / RE4F03V] (2.0L) 1995-Up	1	
	DK9900C-S	Master L/Steels Kit, [RL4F03A / RE4F03A / RE4F03V] (1.6L) 1995-Up	1	
	DK6400-S	Master L/Steels Kit, [JF403E] (Mazda, Geo, Isuzu) 1990-Up	1	
	DK6400B-S	Master L/Steels Kit, [LJ4A-EL] (Millenia (2.3L) Supercharged) 1995-Up	1	
	DK6300-S	Master L/Steels Kit, [RE4F04A / RE4F04V / 4F20E] (21-Teeth High Frictions) 1992-5/94	1	
	DK6300A-S	Master L/Steels Kit, [RE4F04A / RE4F04V / 4F20E] (24-Teeth High Frictions) 6/1994-Up	1	
	DK6300B-S	Master L/Steels Kit, [RE4F04B] (Without Bonded Pistons) (Maxima (3.0L / 3.5L)>2003-05), (Altima>2003-05), (Quest>2004-05), (Sentra SE-R>2003-05), (Inf niti I30>2000-02), (I35>2002)	1	
		MASTER W/STEEL KITS		
	DK9900	Master W/Steels Kit, [RL4F03A / RE4F03A / RE4F03V] (2.0L) 1991-94	1	
	DK9900A	Master W/Steels Kit, [RL4F03A / RE4F03A / RE4F03V] (1.6L) 1991-94	1	
	DK9900B	Master W/Steels Kit, [RL4F03A / RE4F03A / RE4F03V] (2.0L) 1995-Up	1	
	DK9900C	Master W/Steels Kit, [RL4F03A / RE4F03A / RE4F03V] (1.6L) 1995-Up	1	
	DK6400	Master W/Steels Kit, [JF403E] 1990-92	1	
	DK6400A	Master W/Steels Kit, [JF403E] 1993-Up	1	
	DK6400B	Master W/Steels Kit, [LJ4A-EL] (Millenia (2.3L) Supercharged) 1995-Up	1	
	DK6300	Master W/Steels Kit, [RE4F04A / RE4F04V / 4F20E] (21-Teeth High Frictions) 1992-5/94	1	
	DK6300A	Master W/Steels Kit, [RE4F04A / RE4F04V / 4F20E] (24-Teeth High Frictions) 6/1994-Up	1	
	DK6300B	Master W/Steels Kit, [RE4F04B] (Without Bonded Pistons) (Maxima (3.0L / 3.5L)>2003-05), (Altima>2003-05), (Quest>2004-05), (Sentra SE-R>2003-05), (Inf niti I30>2000-02), (I35>2002)	1	
		FILTERS		
010	99710	Filter, [RL4F03A / RE4F03A / RL4F03V] 1990-Up	1	31728-31X01
010	64710	Filter, [JF403E] (Isuzu, Impulse, Stylus) 1990-94	1	94385937
010	64710A	Filter, [LJ4A-EL] (Mazda & Millenia) (2.3L) 1995-Up	1	FX01-19-815
010	63710	Filter, [RE4F04A / RE4F04V / 4F20E] (Nissan & Mercury Villager) 1992-97	1	31728-80X03
010	63710A	Filter, [RE4F04A / 4F20E] (Ford, Inf niti, Nissan) 1997-Up	1	31728-80x04
010	63711	Filter, [RE4F04B] (1-3/8" Pick-Up Tube) 2002-Up	1	31728-85X01
010	63711A	Filter, [RE4F04B] (Altima), (Quest>2005-06) (1-1/2" Round Pick-up Tube)	1	31728-85X0A
		FILTER KITS		
	FK99710	Filter Kit, [RL4F03A / RL4F03V] (Nissan Sentra & Inf nity G20) (21-Bolt Shallow) 1990-Up	1	
	FK64710	Filter Kit, [JF403E] (Isuzu, Impulse, Stylus) (21-Bolt Pan) 1990-94	1	
	FK64710A	Filter Kit, [LJ4A-EL] (Mazda & Millenia) (2.3L) (22-Bolt Pan) 1995-Up	1	
	FK63710	Filter Kit, [RE4F04A / RE4F04V / 4F20E] (Nissan, Mercury Villager) (21-Bolt Deep) 92-97	1	
	FK63710A	Filter Kit, [RE4F04A / 4F20E] (Ford, Inf nti, Nissan) 1997-Up	1	
		BANDS		
020	99700	Band, [RL4F03A / RE4F03A / RE4F03V] (Overdrive) (Without Tab) 1991-99	1	31630-31X01
020	99700A	Band, [RL4F03A / RE4F03A / RE4F03V] (Overdrive) (With Tab) 2000-Up	1	31630-31X03
020	63700	Band, [RE4F04A / 4F20E] (Overdrive) (1-5/8" Wide)	1	31630-80X02
020	64700	Band, [JF403E / LJ4A-EL] (Overdrive) (1-9/16" Wide)	1	94385793

RL4F03A / RE4F03A /V/ RE4F04A /V/ 4F20E / JF403E

ILL#	PART#	DESCRIPTION	QTY	REF #
		BUSHINGS		
	K99000	Bushing Kit, [RL4F03A / RE4F03A / RE4F03V]	1	
	K63000	Bushing Kit, [RE4F04A / RE4F04V]	1	
034	99005	Bushing, [RL4F03A / RE4F03A] (Pump Body)	1	31405-31X13
034	63005	Bushing, [RE4F04A] (Pump Body)	1	31405-80X08
037	99003	Bushing, [RL4F03A / RE4F03A] (Stator) (Rear)	1	31405-31X12
037	63003	Bushing, [RE4F04A] (Stator) (Rear)	1	31405-80X02
046	63006	Bushing, [RE4F04A] (Reverse Drum)	1	31405-80X07
		METAL CLAD SEALS		
070	64151	Seal, [RL4F03A / RL4F03V / RE4F03A / JF403E / LJ4A-EL] (Front) 1990-Up	1	94385707
070	63150	Seal, [RE4F04A / 4F20E] (Front) 1992-Up	1	31375-80X00
072	78197	Seal, [RL4F03A / RE4F03A / RE4F03V] (Manual Lever) 1990-Up	1	31375-31X01
072	63154	Seal, [RE4F04A / RE4F04V / 4F20E] (Manual Lever) 1992-Up	1	31375-31X01
076	99152	Seal, [RL4F03A / RL4F03V / RE4F03A] (Axle) (Right Side) (2.0L) 1990-Up	1	38342-31X01
076	99154	Seal, [RL4F03A / RL4F03V / RE4F03A] (Axle) (Both Sides) (1.6L) 1990-Up (*Also 2.0L Left Axle Without Viscous Coupling)	2	38342-31X00
076	93152	Seal, [RE4F04A / RE4F04V / 4F20E] (Right Axle) (Case Side)	1	38342-03E01
076	64152	Seal, [JF403E] (Axle) (Both Sides) 1990-Up	2	97070182
077	91152	Seal, [LJ4A-EL] (Axle) (Both Sides) 1994-Up	1	
077	99155	Seal, [RE4F03V] (Left Axle) (2.0L) (Bell Housing Side) (With Viscous Coupling) 1990-Up	1	38342-31X02
077	63152	Seal, [RE4F04A / 4F20E] (Left Axle) (Bell Housing Side) (Without Viscous Coupling) 92-Up	1	38342-03E00
077	63153	Seal, [RE4F04V] (Left Axle) (Bell Housing Side) (With Viscous Coupling) 1992-Up	1	38342-80X00
		FRICTION CLUTCHES		
106	99102A	Friction, [RL4F03A / RE4F03V] (High Clutch) (.079") (20-Teeth) (4.190"OD) (.170" Wide Teeth) (1.6L) 1991-Up	4	31532-31X01
106	99102	Friction, [RL4F03A / RE4F03V] (High Clutch) (.063") (20-Teeth) (4.190"OD) (.265" Wide Teeth) (*Except 1.6L) 1991-Up	4	31532-31X08
106	63100	Friction, [RE4F04A / 4F20E] (High Clutch) (.063") (21-Teeth) (4.400"OD) 1992-5/1994 (*Also [LJ4A-EL] E1995)	4	31532-80X02
106	63100A	Friction, [RE4F04A / 4F20E] (High Clutch) (.063") (24-Teeth) (4.400"OD) 6/1994-Up (*Also [LJ4A-EL] L1995-Up)	4	31532-80X10
106	64104	Friction, [JF403E] (High Clutch) (.063") (20-Teeth) (4.400"OD)	3-4	94385851
108	99104	Friction, [RE4F03A / RE4F03V] (Forward Clutch) (.071") (30-Teeth) (4.970"OD) 1991-Up	5	31532-31X02
108	64106	Friction, [RE4F04A / 4F20E / JF403E] (Forward Clutch) (.063") (32-Teeth) (5.416"OD)	4-5	94385824
108	64106A	Friction, [LJ4A-EL] (Forward Clutch) (.055") (32-Teeth) (Millenia) 1995-Up	6	
110	99100	Friction, [RL4F03A / RL4F03V] (Reverse Clutch) (.077") (18-Teeth) (5.140"OD) 1991-Up	2	31532-31X00
110	64102	Friction, [RE4F04A / 4F20E / JF403E / LJ4A-EL] (Reverse Clutch) (.063") (28-Teeth) (5.500"OD)	2	31532-80X06
110	64102A	Friction, [RE4F04B] (Reverse Clutch) (.063") (28-Teeth) (5.800" OD) 2000-Up	2	31532-89X00
114	99108	Friction, [RL4F03A / RL4F03V] (Low / Reverse Clutch) (.077") (30-Teeth) (5.895"OD) 91-94	5	31532-31X04
114	99108A	Friction, [RE4F03A / RE4F03V] (Low / Reverse Clutch) (.077") (30-Teeth) (5.940"OD) (Kevlar) 1995-Up	5	31532-31X10
114	99108B	Friction, [RE4F03A / RE4F03V] (Low / Reverse Clutch) (.078") (30-Teeth) (5.940"OD) (Kevlar) (*Only has a Different Pitch on Teeth) (Sentra) 1995-Up	5	
114	64110	Friction, [JF403E / LJ4A-EL] (Low / Reverse Clutch) (.063") (32-Teeth) (6.500"OD) 90-Up	6-7	94385692
114	63102	Friction, [RE4F04A / 4R20E] (Low / Reverse Clutch) (.071") (32-Teeth) (6.500"OD) 90-Up	6-7	31662-80X02
116	99106	Friction, [RL4F03A / RL4F03V] (Overrun Clutch) (.063") (18-Teeth) (4.610"OD)	3	31532-31X03
116	64108	Friction, [RE4F04A / 4F20E / JF403E] (Overrun Clutch) (.063") (20-Teeth) (5.00"OD) 90-Up	3	31532-80X07
116	64108A	Friction, [LJ4A-EL] (Overrun Clutch) (.063") (20-Teeth) (Flat)	3	31532-80X07
	K63100	Friction Module, [RE4F04A / RE4F04V / 4F20E] (21-Teeth High Frictions) 1992-5/94	1	
	K63100A	Friction Module, [RE4F04A / RE4F04V / 4F20E] (24-Teeth High Frictions) 6/1994-Up	1	

RL4F03A / RE4F03A /V/ RE4F04A /V/ 4F20E / JF403E

ILL#	PART#	DESCRIPTION	QTY	REF #
		STEEL CLUTCHES		
126	99103	Steel, [RL4F03A / RL4F03V] (High Clutch) (.079") (18-Teeth) (3.420"ID) 1991-Up	5	31536-31X01
126	99103A	Steel, [RE4F03A] [High Clutch] (.059") (18-Teeth) (3.420"ID) 1993-Up	6	31536-31X13
126	63101	Steel, [RE4F04A / RE4F04V / LJ4A-EL] (High Clutch) (.055") (28-Teeth) (3.615"ID)1992-Up	6	31536-80X05
126	63101A	Steel, [RE4F04A / 4F20E / LJ4A-EL] (High Clutch) (.079") (28-Teeth) (3.615"ID) 1992-Up	1	31536-80X04
126	64105	Steel, [JF403E] (High Clutch) (.087") (28-Teeth) (3.700"ID) 1990-92 (*Uses (1) in 1993-Up)	5	94385852
126	64105A	Steel, [JF403E] (High Clutch) (.079") (28-Teeth) (3.700"ID) 1993-Up	6	94385694
128	99105	Steel, [RL4F03A / RL4F03V] (Forward Clutch) (.079") (30-Teeth) (4.525"ID) 1991-Up	5	31536-31X02
128	64107	Steel, [RE4F04A / 4F20E / JF403E] (Forward Clutch) (.071") (32-Teeth) (4.930"ID)1990-Up	5-6	31536-80X07
128	64107A	Steel, [LJ4A-EL] (Forward Clutch) (.055") (32-Teeth) (Millenia) 1995-Up	6	FX01-19-591
130	99101	Steel, [RL4F03A / RL4F03V] (Reverse Clutch) (.079") (30-Teeth) (4.650"ID) 1991-Up	2	31536-31X05
130	64101	Steel, [RE4F04A / 4F20E / JF403E / LJ4AEL] (Reverse Clutch) (.071") (30-Teeth) (4.957"ID) 1990-Up	2-3	94385872
130	64101A	Steel, [RE4F04B] (Reverse Clutch) (.071") (32-Teeth) (4.957"ID) 2000-Up	2	31536-89X00
131	99114	Steel, [RE4F03A / RE4F03V] (Reverse Clutch) (Dished) (10-Teeth) (4.650"ID) 1991-Up	2	31535-31X08
131	63114	Steel, [RE4F04A / 4F20E] (Reverse) (Dished) (10-Teeth or 15-Teeth) (4.985"ID)	2	
131	63114A	Steel, [RE4F04A / 4F20E] (Reverse) (Dished) (No Teeth) (4.985"ID)	2	
134	99109	Steel, [RL4F03A / RL4F03V] (Low / Reverse Clutch) (.079") (10-Teeth) (5.470"ID) 1991-Up	5	31566-31X01
134	63103	Steel, [RE4F04A / 4F20E / LJ4A-EL] (Low / Reverse Clutch) (.071") (10-Narrow Teeth) (5.910"ID) 1992-Up	6-8	31666-80X02
134	64111	Steel, [JF403E] (Low / Reverse Clutch) (.071") (10-Wide Teeth) (5.910"ID) 1990-Up	6	94385691
136	99107	Steel, [RL4F03A / RL4F03V] (Overrun Clutch) (.079") (6-Teeth) (4.130"ID) 1991-Up	5	31536-31X03
136	64109	Steel, [RE4F04A / 4F20E / LJ4A-EL] (Overrun Clutch) (.063") (8-Teeth) (4.500"ID) 1992-Up	3-5	94387815
		CLUTCH PRESSURE PLATES		
146	99716	Pressure Plate, [RL4F03A] (High) (3.430"ID) (*Selective .142"- .189")	1	31537-31X10
146	63134	Pressure Plate, [RE4F04A / 4F20E] (High) (3.615"ID) (Top) (*Selective .122"- .173")	1	31537-81X10
148	99720	Pressure Plate, [RL4F03A] (Forward) (4.525"ID) (*Selective .142"- .181")	1	31537-31X60
148	63132	Pressure Plate, [RE4F04A / 4F20E / JF403E] (Forward) (4.930"ID) (*Selective .126"- .173")	1	F3XY-7B066-C
150	99715	Pressure Plate, [RL4F03A] (Reverse) (4.660"ID) (*Selective .173"- .189")	1	31537-31X00
150	63131	Pressure Plate, [RE4F04A / 4F20E / JF403E] (Reverse) (4.957"ID)	1	F3XY-7B066-V
154	99717	Pressure Plate, [RL4F03A] (Low /Reverse) (5.475"ID) (*Selective .142"- .181")	1	31667-31X10
154	63130	Pressure Plate, [RE4F04A / 4F20E / JF403E] (Low / Reverse) (5.910"ID) (*Selective .079"- .134")	1	31667-80X00
156	99718	Pressure Plate, [RL4F03A] (Overrun) (3-Lug) (*Selective .142"- .173")	1	31537-31X70
156	63133	Pressure Plate, [RE4F04A / 4F20E / JF403E] (Overrun) (8-Lug) (*Selective .118"- .150")	1	F3XY-7B066-L
		VALVE BODY KITS		
	K99908	Shift Kit, [RL4F03A] (With TV Cable) (Sentra>1991-99), (NX>1992-93), (200SX>1995-98), (Infinity G20>1991-93)	1	SK® RL4F03A
	K99908A	Shift Kit, [RE4F03A] (Without TV Cable) (Sentra GXE>1993-99), (200SX>1995-98), (Infinity G20>1994-99)	1	SK® RE4F03A
	K99908B	Shift Kit, [RE4F03B] (Sentra>2000-04) & (Infinity G20>2000-04)	1	SK® RE4F03B
	K63908	Shift Kit, [RE4F04A / 4F20E] (Maxima & Altima>1993-99), (Quest & Villager>1993-02), (Infinity G20>1993-99)	1	SK® RE4F04A
	K63908A	Shift Kit, [RE4F04A] (Maxima & Altima>2000-04), (Infinity I30>2000-04)	1	SK® RE4F04B
	K64908B	Shift Kit, [LJ4AEL / JF403E] (Mazda Millenia "S" (2.3L) Super Charged>1995-03), (GEO Storm>1990-Up), (Isuzu Impulse / Gemini>1990-Up)	1	SK® LJ4AEL
	RE4F03A-HD2	Reprogramming Kit, [RE4F03A] (Without TV Cable) (Trick Valve / Hot Rod / Street Show Off), (Sentra GXE>1993-99), (200SZ>1995-98), (Infinity G20>1994-99)	1	RE4F03A-HD2
	RE4F03B-HD2	Reprogramming Kit, [RE4F03B] (Trick Valve / Hot Rod / Street Show Off), (Sentra>2000-04) & (Infinity I30>2000-04)	1	RE4F03B-HD2

RL4F03A / RE4F03A /V/ RE4F04A /V/ 4F20E / JF403E

ILL#	PART#	DESCRIPTION	QTY	REF #
		VALVE BODY KITS (Cont)		
	RE4F04A-HD2	Reprogramming Kit, [RE4F04A / 4F20E] (Trick Valve / Hot Rod / Street Show Off) (Maxima & Altima>1992-99), (Quest>1992-02), (Mercury Villager>1992-02), (Infinity I30>1995-99)	1	RE4F04A-HD2
	RE4F04B-HD2	Reprogramming Kit, [RE4F04B] (Trick Valve / Hot Rod / Street Show Off) (Maxima & Altima>2000-04), (Infinity I30>2000-04)	1	RE4F04B-HD2
	RL4F03A-HD2	Reprogramming Kit, [RL4F03A] (With Cable) (Hot Rod / Street Show Off) (Sentra XE & SE>1991-99) & (Sentra NX>1992-93)	1	RL4F03A-HD2
	LJ4AEL-HD2	Reprogramming Kit, [LJ4AEL / JF403E] (Trick Valve / Hot Rod / Street Show Off) (Mazda Millenia "S">1995-03), (GEO Storm>1990-Up), (Isuzu Impulse & Gemini>1990-Up)	1	LJ4AEL-HD2
		OIL SEALING RINGS		
	K99901	Ring Kit, [RL4F03A / RL4F03V / RE4F03A] 1992-Up	1	
	K63300	Ring Kit, [RE4F04A / 4F20E] 1992-Up	1	
	K64903	Ring Kit, [JF403E] 1990-Up	1	
177	99305	Ring, [RL4F03A / RL4F03V / RE4F03A] (Input Shaft) (Metal) 1990-Up	3	31525-31X02
177	63306	Ring, [RE4F04A / 4F20E] (Input Shaft) (Metal) 1992-Up	3	31525-80X02
177	64306	Ring, [JF403E / LJ4AA-EL] (Input Shaft)	3	
179	99300	Ring, [RL4F03A / RL4F03V / RE4F03A] (Stator Support) (Reverse Clutch) (Metal) 1990-91	2	31525-31X11
179	99300A	Ring, [RL4F03A / RL4F03V / RE4F03A] (Stator Support) (Reverse Clutch) (Teflon) 1990-91	2	31525-31X12
179	63305	Ring, [RE4F04A / 4F20E] (Stator Support) (Reverse Clutch) (Metal) 1992-Up	2	31525-80X03
179	64300	Ring, [JF403E] (Stator Support) (Reverse Clutch) (Metal) 1990-Up	3	94385787
179	64301	Ring, [JF403E / LJ4A-EL] (Reverse Drum)	1	94385867
180	99302	Ring, [RL4F03A / RL4F03V / RE4F03A] (Output Shaft) (1.6L Engine) (Metal) 1990-Up	2	31525-31X04
180	99304	Ring, [RL4F03A / RL4F03V / RE4F03A] (Output Shaft) (2.0L Engine) (Metal) 1990-Up	2	31525-31X05
180	63308	Ring, [RE4F04A / 4F20E] (Output Shaft) (Metal) 1992-Up	2	31525-80X05
180	64309	Ring, [JF403E / LJ4A-EL] (Output Shaft)	2	
189	99303	Ring, [RL4F03A / RL4F03V / RE4F03A] (Rear Support) (Forward & Overrun Clutch) (Metal) 1990-Up	3	31525-31X03
189	63307	Ring, [RE4F04A / 4F20E] (Rear Support) (Forward & Overrun Clutch) (Metal) 1992-Up	3	31525-80X07
		WASHERS & BEARINGS		
	K99907B	Washer Kit, [RL4F03A] (Selectives) (Stator to Reverse Drum) (6-Plastic)	1	
211	99401	Washer, [RL4F03A] (Stator) (2-13/16"OD) (Plastic) (*Specify Thickness .025" to .061")	1	
211	63401	Washer, [RE4F04A / 4F20E / JF403E] (Stator) (3"OD) (Plastic) (*Specify Thickness .031" to .073")	1	
226	99441	Race, [RL4F03A] (Stator to High Drum) (1-7/8"OD) (*Selective .024"- .087")	1	
226	63441	Race, [RE4F04A / 4F20E / JF403E] (Stator) (2"OD) (*Selective .031"- .079")	1	
227	99415	Bearing W/Race, [RL4F03A] (Stator to High Drum) (1.845"OD)	1	
227	63415	Bearing W/Race, [RE4F04A / 4F20E / JF403E] (Stator) (1.980"OD)	1	
229	99416	Bearing W/Race, [RL4F03A] (High Drum to Hub) (1.370"OD)	1	31407-31X11
229	63416	Bearing W/Race, [RE4F04A / 4F20E / JF403E] (High Drum) (1.640"OD)	1	
232	99402	Washer, [RL4F03A] (Forward Drum to Rear Support)	1	
232	63417	Bearing W/Race, [RE4F04A / 4F20E / JF403E] (Forward Drum to Case)	1	
233	99418	Bearing W/Race, [RL4F03A] (Overrun Hub to Rear Support)	1	31407-31X12
233	64418	Bearing W/Race, [JF403E] (Overrun Hub to Rear Support)	1	
233	63418	Bearing W/Race, [RE4F04A / 4F20E] (Overrun Hub to Rear Support)	1	
234	99419	Race, [RL4F03A] (Overrun Hub Bearing to Rear Support)	1	
234	64419	Race, [JF403E] (Overrun Hub Bearing to Rear Support)	1	
235	99420	Bearing W/Race, [RL4F03A] (High Hub to Sun Shell) (2.355"OD)	1	31407-31X01
235	63420	Bearing W/Race, [RE4F04A / 4F20E / JF403E] (High Hub to Sun Shell) (2.745"OD)	1	
238	99421	Bearing W/Race, [RL4F03A] (Front Planet to Rear Sun Gear) (1.840"OD)	1	31407-31X03

RL4F03A / RE4F03A /V/ RE4F04A /V/ 4F20E / JF403E

ILL#	PART#	DESCRIPTION	QTY	REF #
WASHERS & BEARINGS (Cont)				
238	63421	Bearing W/Race, [RE4F04A / 4F20E / JF403E] (Front Planet to Rear Sun Gear) (2.00"OD)	1	
243	63442	Race, [RE4F04A / 4F20E / JF403E] (Shell to Front Planet) (4-Tab)	1	
244	99422	Bearing W/Race, [RL4F03A] (Sun Shell to Planet) (2-5/16"OD)	1	31407-31X02
244	63422	Bearing W/Race, [RL4F03V] (Sun Shell to Planet) (2.746"OD)	1	
247	99423	Bearing W/Race, [RL4F03A] (Rear Sun Gear to Rear Planet) (1.675"OD)	1	31407-31X04
247	64423	Bearing W/Race, [JF403E] (Stays In Planet)	1	
247	63423	Bearing W/Race, [RE4F04A / 4F20E] (Sun Gear to Planet) (1.882"OD)	1	
251	99424	Bearing W/Race, [RL4F03A] (Rear Planet to Rear Ring Gear) (1.877"OD)	1	31407-31X05
251	99424A	Bearing W/Race, [RL4F03V] (Rear Planet to Rear Ring Gear) (1.955"OD)	1	
254	99404	Washer, [RL4F03A] (Rear Ring Gear to Sprag) (3-Tab) (2.335"ID)	1	31508-31X07
254	63404	Washer, [RE4F04A / 4F20E / JF403E] (Rear Ring Gear to Sprag) (3-Tab) (2.530"ID)	1	
267	99443	Cup Race, [RL4F03A] (Output Shaft to Rear Support)	1	
268	99425	Tapered Bearing, [RL4F03A] (Output Shaft to Rear Support)	1	
268	63425	Caged Needle Bearing, [RL4F03V] (Output Shaft to Rear Support)	1	
269	99444	Spacer, [RL4F03A] (Output Shaft to Drive Gear)	1	
270	64426	Bearing W/Race, [JF403E] (Support to Gear) (3.410"OD) (.112")	1	
270	63426	Bearing W/Race, [RE4F04A / 4F20E] (Support to Gear) (3.410"OD) (.135")	1	
272	63445	Shim, [RE4F04A / 4F20E] (Drive Gear Bearing to Case)	1	
280	63446	Shim, [RE4F04A / 4F20E] (Driven Transfer Gear)	1	
GASKETS & RUBBER COMPONENTS				
300	99500	Gasket, [RL4F03A / RL4F03V] (Bottom Pan) 1990-Up	1	31397-21X26
300	99500A	Gasket, [RE4F03A] (Bottom Pan) (Nissan Versa) 2007-Up	1	
300	63500	Gasket, [RE4F04A / RE4F04V] (Bottom Pan) 1992-Up	1	
300	64500	Gasket, [JF403E] (Bottom Pan) (21-Bolt) 1990-Up	1	
300	64500B	Gasket, [LJ4A-EL] (Bottom Pan) (22-Bolt) (2.3L Millenia) 1995-Up	1	
304	99501	Gasket, [RL4F03A] (Side Cover) 1990-Up	1	31398-31X02
311	99510	O-Ring, [RL4F03A] (Front Pump) 1990-Up	1	31526-31X02
306	99512	O-Ring, [RL4F03A] (Governor Cover) 1990-Up	1	31526-31X10
368	99513	O-Ring, [RL4F03A] (Speed-O Sleeve) 1990-Up	1	32710-M8000
	83583	O-Ring, [RL4F03A] (Filler Tube) 1990-Up	1	31804-M7500
	83585	O-Ring, [RL4F03A] (T.V. Cable) 1990-Up	1	31052-01X00
TECHNICAL MANUALS				
	TMRL4F03A	Technical Manual, [RL4F03A / RE4F03A]	1	ATSG
	TMRE4F04A	Technical Manual, [RE4F04A]	1	ATSG
	TMJF403E	Technical Manual, [JF403E] (GEO Storm, Prism)	1	ATSG
	TM4F20E	Technical Manual, [4F20E] (Ford Villager)	1	ATSG
ELECTRICAL COMPONENTS				
410	99991	Neutral Switch, [RL4F03A] (With 4-Prong Connector)	1	
410	64991	Neutral Switch, [JF403E] (With Wire Harness) (Has a Wire Harness With 2-Connectors) (1) has 8-Prongs & (1) has 2-Prongs)	1	
410	63991	Neutral Switch, [RE4F04A / 4F20E] (With Wire Harness) (Has a Wire Harness With 2-Connectors) (1) has 7-Prongs & (1) has 2-Prongs)	1	
420	64954	Solenoid Assembly, [JF403E,] 1990-Up	1	94385935
420	64954A	Solenoid Assembly, [LJ4A-EL] 1995-Up	1	FX01-21-1D1A
420	K99950	Solenoid Assembly, [RL4F03A] (Lock-Up & 3-4 Shift) 1991-94	1	
420	K99950A	Solenoid Assembly, [RE4F03A] (Lock-Up & 3-4 Shift) (1.6L) (External Wire Harness Made to the Connector) (5-Solenoids) 1993-98	1	

RL4F03A / RE4F03A /V/ RE4F04A /V/ 4F20E / JF403E

ILL#	PART#	DESCRIPTION	QTY	REF #
		ELECTRICAL COMPONENTS (Cont)		
420	K99950B	Solenoid Assembly, [RE4F03A] (1.8L & 2.0L) (5-Solenoids) 1999-Up	1	
420	63954	Solenoid Assembly, [RE4F04A / 4F20E] (5-Solenoids) 1992-99 (With 22" Long External Wire Harness Made to the Connector) (*Not for all Maximas)	1	31940-80X005
420	63954A	Solenoid Assembly, [RE4F04A / 4F20E] (5-Solenoids) (With 7-Prong Case Connector) (No External Harness) 2000-Up	1	31940-85X01
436	64999	Speed Sensor, [JF403E] (2-Prong)	1	
436	63955	Speed Sensor, [RE4F04A / 4F20E] (Turbine) (With Wire Harness) (3-Prong)	1	XF5Z-7F040AA
436	63958	Speed Sensor, [RE4F04A] (Output) (With Wire Harness)	1	
436	63955A	Speed Sensor, [RE4F04B] (Turbine) (Without Harness)	1	
436	63958A	Speed Sensor, [RE4F04B] (Output) (Without Harness)	1	
		HARD PARTS		
500	99912	Pump Complete, [RL4F03A] (11-Teeth on Inner Gear) (Aluminum Stator) (6-Bolts to Body)	1	31341-31X00
500	64912	Pump Complete, [JF403E] (9-Teeth on Inner Gear) (Cast Iron Stator) (8-Bolts to Body) (Stator Shaft is 2-1/4" Long From Flat Surface to End of Shaft) (.850" ID Front Bushing)	1	
500	64912A	Pump Complete, [JF403E] (9-Teeth on Inner Gear) (Cast Iron Stator) (8-Bolts to Body) (Stator Shaft is 2-3/4" Long From Flat Surface to End of Shaft) (.925" ID Front Bushing)	1	
500	63912	Pump Complete, [RE4F04A / 4F20E] (11-Teeth on Inner Gear) (Aluminum Stator) (8-Bolts to Body)	1	
510	99911	Pump Body W/Gears, [RL4F03A] (11-Teeth on Inner Gear) (6-Bolt)	1	
510	64911	Pump Body W/Gears, [JF403E] (9-Teeth on Inner Gear) (8-Bolt) (Outer Gear Is 4.125"OD)	1	
510	64911A	Pump Body W/Gears, [JF403E] (9-Teeth on Inner Gear) (8-Bolt) (Outer Gear Is 3.570"OD)	1	
510	63911	Pump Body W/Gears, [RE4F04A / 4F20E] (11-Teeth on Inner Gear) (8-Bolt)	1	
520	99910	Stator, [RL4F03A] (Pump Cover) (Aluminum) (6-Bolts to Body)	1	31350-31X02
520	64910	Stator, [JF403E] (Pump Cover) (Cast Iron) (Shaft Is 2-1/4" Long From Surface to End of Shaft) (.850" ID Front Bushing)	1	
520	64910A	Stator, [JF403E] (Pump Cover) (Cast Iron) (Shaft Is 2-3/4" Long From Surface to End of Shaft) (.925" ID Front Bushing)	1	
520	63910	Stator, [RE4F04A / 4F20E] (Pump Cover) (Aluminum) (8-Bolts to Body)	1	
554	99890	Drum, [RL4F03A] (Forward) (30-Teeth Forward Steels) (5-Forward & 3-Overrun Frictions)	1	31571-31X01
554	64815	Drum, [JF403E] (Forward) (32-Teeth Forward Steels) (4-Forward & 3-Overrun Frictions)	1	94385815
554	63815	Drum, [RE4F04A / 4F20E] (Forward) (32-Teeth Steels) (5-Forward & 3-Overrun Frictions) (Outside Lug Length 2.863")	1	
554	63815A	Drum, [RE4F04B] (Forward) (30-Teeth Forward Steels) (Outside Lug Length 3.187")	1	
555	99938	Drum, [RL4F03A] (High With Shaft) (18-Teeth Steels) (Converter Splines are 16mm Long)	1	
555	99938A	Drum, [RL3F03A] (High With Shaft) (18-Teeth Steels) (Converter Splines are 20mm Long)	1	
555	64844	Drum, [JF403E] (High With Shaft) (28-Teeth Steels) (Shaft Is 5-3/8" From Drum to Converter End)	1	94385844
555	63844	Drum, [RE4F04A / 4F20E] (High With Shaft) (28-Teeth Steels) (Shaft Is 5-5/8" From Drum to Converter End) (Drum is 1-7/8" Thick Front to Back)	1	
555	63844A	Drum, [RE4F04A / 4F20E] (High With Shaft) (28-Teeth Steels) (Shaft Is 5-5/8" From Drum to Converter End) (Drum is 1-11/16" Thick Front to Back)	1	
555	63844B	Drum, [RE4F04A / 4F20E] (High With Shaft) (28-Teeth Steels) (Shaft Is 5-7/8" From Drum to Converter End) (Drum is 1-11/16" Thick Front to Back)	1	
556	99928	Drum, [RL4F03A] (Reverse) (2 Clutch) (8-Drive Lugs) (1-3/8" Band Surface)	1	31511-31X03
556	64716	Drum, [JF403E] (Reverse) (2 Clutch) (30-Drive Lugs) (1-9/16" Band Surface)	1	94385869
556	63831	Drum, [RE4F04A / 4F20E] (Reverse) (2 Clutch) (16-Drive Lugs) (1-5/8" Band Surface)	1	31511-80X07
574	99752	Clutch Hub, [RL4F03A] (Forward Clutch) (With .685" Thick Outer Race) (2.810"ID)	1	
574	99752A	Clutch Hub, [RL4F03A] (Forward Clutch) (With .755" Thick Outer Race) (2.810"OD)	1	
574	64752	Clutch Hub, [JF403E] (Forward Clutch) (With .725" Thick Outer Race) (3.032"ID)	1	94385752
574	63752	Clutch Hub, [RE4F04A / 4F20E] (Forward Clutch) (With .847" Thick Outer Race) (3.032"ID) (1.646" Tall)	1	

RL4F03A / RE4F03A /V/ RE4F04A /V/ 4F20E / JF403E

ILL#	PART#	DESCRIPTION	QTY	REF #
		HARD PARTS (Cont)		
574	63752A	Clutch Hub, [RE4F04A / 4F20E] (Forward Clutch) (With .847" Thick Outer Race) (3.032"ID) (1.871" Tall)	1	
575	99875	Clutch Hub, [RL4F03A] (High Clutch) (20-Teeth) (3-3/8"OD) (.170" Wide Teeth on Frictions)	1	
575	99875A	Clutch Hub, [RL4F03A] (High Clutch) (20-Teeth) (3-3/8"OD) (.265" Wide Teeth on Frictions)	1	
575	64875	Clutch Hub, [JF403E] (High Clutch) (20-Teeth) (3-5/8"OD)	1	
575	63875A	Clutch Hub, [RE4F04A] (High Clutch) (24-Teeth) (3-1/2"OD)	1	
575	63875	Clutch Hub, [4F20E] (High Clutch) (21-Teeth) (3-1/2"OD)	1	
579	99755	Clutch Hub, [RL4F03A] (Overrun) (18-Lug) (With 5-Humps on Back For Bearing)	1	
579	99755A	Clutch Hub, [RL4F03A] (Overrun) (18-Lug) (*Takes a 1-Piece Bearing #233)	1	
579	64755	Clutch Hub, [RE4F04A / 4F20E / JF403E] (Overrun) (20-Lug)	1	
582	99897	Planet, [RL4F03A] (Front) (29-Teeth Sun Gear)	1	
582	63731	Planet, [RE4F04A / 4F20E / JF403E] (Front) (33-Teeth Sun Gear)	1	
583	K99897	Planet Kit, [RL4F03A] (With 36-Teeth Sun Gear) (*Bushing #052 Left Out For Added Lube per ATRA) (*From #582 to #622)	1	
583	K63731	Planet Kit, [RE4F04A / 4F20E] (With 42-Teeth Sun Gear) (*Bushing #052 Left Out For Added Lube per ATRA) (*From #582 to #594) (*Also #622)	1	
583	K64731	Planet Kit, [JF403E] (With 37-Teeth Sun Gear) (*Bushing #052 Left Out For Added Lube per ATRA) (*From #582 to #594) (*Also #622)	1	
584	99874	Planet, [RL4F03A] (Rear With Ring Gear) (36-Teeth Sun Gear)	1	
584	64747	Planet, [JF403E] (Rear With Ring Gear) (37-Teeth Sun Gear)	1	
584	63747	Planet, [RE4F04A / 4F20E] (Rear With Ring Gear) (42-Teeth Sun Gear)	1	
594	99880	Ring Gear, [RL4F03A] (Rear) (2.155"OD) (.840" Tall Sprag Race)	1	
594	99880A	Ring Gear, [RL4F03A] (Rear) (2.155"OD) (.905" Tall Sprag Race)	1	
594	64746	Ring Gear, [JF403E] (Rear) (2.375"OD) (.870" Tall Sprag Race)	1	
594	63846	Ring Gear, [RE4F04A / 4F20E] (Rear) (2.375"OD) (.990" Tall Sprag Race)	1	
614	99895	Sun Gear, [RL4F03A] (Rear) (36-Teeth)	1	
614	64748	Sun Gear, [JF403E] (Rear) (37-Teeth)	1	
614	63848	Sun Gear, [RE4F04A / 4F20E] (Rear) (42-Teeth)	1	
622	99856	Shell, [RL4F03A] (Sun Gear) (29-Teeth) (8-Drive Lugs)	1	
622	64856	Shell, [JF403E] (Sun Gear) (33-Teeth) (30-Drive Lugs)	1	
622	63856	Shell, [RE4F04A / 4F20E] (Sun Gear) (33-Teeth) (16-Drive Lugs)	1	
630	64854	Housing, [JF403E] (Low / Reverse Piston)	1	
630	63854A	Housing, [RE4F04A / 4F20E] (Low / Reverse Piston) 1993-97	1	
630	63854B	Housing, [RE4F04A / 4F20E] (Low / Reverse Piston) 1998-Up	1	
634	99756	Support, [RL4F03A] (Rear) (Tapered Bearing Type #268) (5-Bolt)	1	
634	99756A	Support, [RL4F03A] (Rear) (Caged Needle Bearing Type #268) (5-Bolt)	1	
634	64756	Support, [JF403E] (Rear) (Caged Needle Bearing Type #268) (6-Bolt) (23-Needles In Bearing)	1	
634	63756	Support, [RE4F04A / 4F20E] (Rear) (Caged Bearing Type # 268) (6-Bolt) (Bearing Has 17-Needles)	1	
		SPRAGS & ONE WAY CLUTCHES		
642	99945	Sprag Assembly, [RL4F03A] (Low With Outer Race) (15-Rollers) (.605" Overall Thickness)	1	31473-31X00
642	99945B	Sprag Assembly, [RL4F03A] (Low With Outer Race) (15-Rollers) (.690" Overall Thickness)	1	
642	99945A	Sprag Assembly, [RL4F03A] (Low With Outer Race) (19-Rollers)	1	31473-31X03
642	63727	Sprag Assembly, [RE4F04A / 4F20E / JF402E] (Low With Outer Race) (18-Roller)	1	
642	64727	Sprag Assembly, [JF403E]	1	
658	99946	Sprag, [RL4F03A] (Forward) (24-Lug) (.387" Wide Lugs)	1	31484-31X00
658	99946A	Sprag, [RL4F03A] (Forward) (24-Lug) (.465" Wide Lugs)	1	31484-31X01
658	64724	Sprag, [JF403E] (Forward) (27-Lug) (.410" Wide Lugs)	1	

RL4F03A / RE4F03A /V/ RE4F04A /V/ 4F20E / JF403E

ILL#	PART#	DESCRIPTION	QTY	REF #
		SPRAGS & ONE WAY CLUTCHES (Cont)		
658	63725	Sprag, [RE4F04A / 4F20E] (Forward) (27-Lug) (.530" Wide Lugs)	1	31484-80X00
		HARD PARTS (Cont)		
678	99737	Output Shaft With Bearing, [RL4F03A] (Less Drive Gears)	1	
680	99410	Governor, [RL4F03A] (Assembly) (16-Teeth)	1	
684	99411	Governor Gear, [RL4F03A] (16-Teeth)	1	
686	99409	Cover, [RL4F03A] (Governor) (Tin)	1	
710	99194	Gear, [RL4F03A] (Drive Transfer) (52-Teeth) (*With Bearing Less Output Shaft)	1	
710	99194A	Gear, [RL4F03A] (Drive Transfer) (52-Teeth) (With Bearing & Output Shaft)	1	
710	64785	Gear, [JF403E] (Drive Transfer) (59-Teeth) (With Bearing & Output Shaft)	1	
710	63194	Gear, [RE4F04A / 4F20E] (Drive) (46-Teeth) (With Bearing & Output Shaft)	1	
712	99195	Gear, [RL4F03A] (Driven Transfer) (55-Teeth) (With Bearing)	1	
712	99195A	Gear, [JF403E] (Driven Transfer) (53-Teeth) (With Bearing)	1	
712	63195	Gear, [RE4F04A / 4F20E] (Driven Transfer) (45-Teeth) (With Bearing)	1	
713	99120	Retainer, [RL4F03A] (Pinion Bearing) (4-Bolt) (Cast Iron)	1	
713	64120	Retainer, [JF403E] (Pinion Bearing) (8-Bolt) (Cast Iron)	1	
713	63120	Retainer, [RE4F04A / 4F20E] (Pinion Bearing) (8-Bolt) (Cast Iron)	1	
715	99899B	Differential, [RL4F03A] (76-Teeth) (3-Grooves) (Tapered Bearings) (41-Teeth Speed-O) (8-Bolt Ring Gear)	1	
715	99899	Differential, [RL4F03A] (76-Teeth) (3-Grooves) (With Ball Bearings) (41-Teeth Speed-O) (8-Bolt Ring Gear)	1	
715	99899BA	Differential, [RL4F03A] (76-Teeth) (1-Groove) (With Ball Bearings) (41-Teeth Speed-O) (8-Bolt Ring Gear)	1	
715	99899BC	Differential, [RL4F03A] (76-Teeth) (No Groove) (Tapered Bearings) (41-Teeth Speed-O) (8-Bolt Ring Gear)	1	
715	99899A	Differential, [RL4F03A] (77-Teeth) (1-Groove) (Tapered Bearings) (41-Teeth Speed-O) (8-Bolt Ring Gear)	1	
715	99899VA	Differential, [RE4F03V / RE4F04V] (77-Teeth) (1-Groove) (With viscous) (14-Bolt Ring Gear) (21-Rollers on Bearings on Housing Side) (40-Rollers on Ring Gear Side)	1	
715	64190	Differential, [JF403E] (72-Teeth) (With Tapered Bearings) (12-Bolt Ring Gear)	1	
715	64190A	Differential, [JF403E] (75-Teeth) (3-Grooves) (With Tapered Bearings) (10-Bolt Ring Gear)	1	
715	64190AA	Differential, [JF403E] (75-Teeth) (No Groove) (10-Bolt Ring Gear)	1	
715	99899V	Differential, [RE4F03V] (76-Teeth) (3-Grooves) (With Viscous) (14-Bolt Ring Gear) (21-Rollers on Bearing on Housing Side) (40-Rollers on Rings Gear Side)	1	
715	63190VD	Differential, [RE4F04V] (74-Teeth) (1-Groove) (With Viscous) (16-Bolt Ring Gear)	1	
715	63190VA	Differential, [RE4F04V] (66-Teeth) (With Viscous) (16-Bolt Ring Gear)	1	
715	63190VF	Differential, [RE4F04V] (76-Teeth) (With Viscous) (16-Bolt Ring Gear)	1	
715	63190VG	Differential, [RE4F04V] (77-Teeth) (With Viscous) (16-Bolt Ring Gear)	1	
715	63190D	Differential, [RE4F04A] (74-Teeth) (No Groove) (With Tapered Bearings) (41-Teeth Speed-O)	1	
715	63190E	Differential, [RE4F04A] (75-Teeth) (1-Groove) (With Tapered Bearings) (41-Teeth Speed-O) (10-Bolt Ring Gear)	1	
715	63190A	Differential, [RE4F04A] (66-Teeth) (2-Grooves) (With Tapered Bearings) (41-Teeth Speed-O) (10-Bolt Ring Gear)	1	
715	63190	Differential, [RE4F04A] (65-Teeth) (With Tapered Bearings) (41-Teeth Speed-O) (10-Bolt Ring Gear)	1	
715	63190B	Differential, [RE4F04A] (67-Teeth) (2-Grooves) (With Tapered Bearings) (41-Teeth Speed-O) (10-Bolt Ring Gear)	1	
715	63190C	Differential, [RE4F04A] (68-Teeth) (No Groove) (With Tapered Bearings) (10-Bolt Ring Gear)	1	
730	99190	Pinion, [RL4F03A] (21-Teeth) (3-Grooves) (With 17-Teeth Governor Drive Gear)	1	
730	99190A	Pinion, [RL4F03A] (20-Teeth) (3-Grooves) (With 17-Teeth Governor Drive Gear)	1	

RL4F03A / RE4F03A /V/ RE4F04A /V/ 4F20E / JF403E

ILL#	PART#	DESCRIPTION	QTY	REF #
		HARD PARTS (Cont)		
730	99190B	Pinion, [RL4F03A] (21-Teeth) (Without Governor Drive Gear)	1	
730	99190C	Pinion, [RL4F03A] (20-Teeth) (Without Governor Drive Gear)	1	
730	64953	Pinion, [JF403E] (17-Teeth) (No Groove)	1	
730	64953A	Pinion, [JF403E] (18-Teeth) (No Groove)	1	
730	64953B	Pinion, [JF403E] (18-Teeth) (1-Groove)	1	
730	63190	Pinion, [RE4F04A] (15-Teeth)	1	
730	63190A	Pinion, [RE4F04A] (16-Teeth)	1	
730	63190B	Pinion, [RE4F04A] (17-Teeth)	1	
730	63190C	Pinion, [RE4F04A] (18-Teeth)	1	
730	63190D	Pinion, [RE4F04A] (19-Teeth)	1	
730	63190E	Pinion, [RE4F04A] (20-Teeth)	1	
		VALVE BODIES (REBUILT)		
740	NS-6711	Valve Body, [RL4F03A] (Sentra) 1990-Up	1	
740	NS-6704	Valve Body, [RL4F03A] (Sentra) 1993-94 & 1998	1	
740	NS-6703	Valve Body, [RE4F03A] (200SX) 1995-98	1	
740	NS-6705	Valve Body, [RE4F04A / 4F20E] (1st Design Connector) (Harness Made Into Connector) 1992-00	1	
740	NS-6706	Valve Body, [RE4F04A / 4F20E] (2nd Design Connector) (Harness Unplugs From Connector) 2000-Up	1	
		VALVE BODIES		
740	99940	Valve Body, [RL4F03A] (2-Solenoids) (With 11" Wire Harness)	1	38440-M3000
740	99940A	Valve Body, [RL4F03A] (2-Solenoids) (With 31" Wire Harness)	1	
740	64940	Valve Body, [JF403E] (5-Solenoids on One Corner) (With 19" Wire Harness)	1	
740	64940A	Valve Body, [JF403E] (5-Solenoids on One Corner) (With 34" Wire Harness)	1	
740	63941	Valve Body, [RE4F04A / 4F20E] (5-Solenoids, (1) on Opposite End) (7-Wire Harness Made Into Connector)	1	
740	63941A	Valve Body, [RE4F04A / 4F20E] (5-Solenoids, (1) on Opposite End) (7-Wire Harness Unplugs From Connector)	1	
		VALVE BODY COMPONENTS		
741	63940-02K	Valve Kit, [RE4F04A / 4F20E] (1-2 Accumulator Shift) (Valve, O-Ringed End Plug & 2-Springs) (*Must use 63940-BST) (*Does Not Fit 2000-Up Maxima or any 2002-Up)	1	Sonnax
	63940-BST	Bore Sizing Tool, (*For 63940-02K)	1	Sonnax
741	63940-03K	Valve Kit, [RE4F04A / 4F20E] (Accumulator Shift) (Valve, O-Ring & Spring)	1	Sonnax
	63940-01K	Valve Kit, [RE4F04A / 4F20E] (Oversized Pressure Regulator) (Valve, Large Washer, 2-Small Washers, & 12-Torlon Checkballs) (*Must use 63940-TL Bore Sizing Tool)	1	Sonnax
	63940-TL	Bore Sizing Tool, (*For 63940-01K)	1	Sonnax
		HARD PARTS (Cont)		
750	99703	Bell Housing, [RL4F03A] (Cast # MC2)	1	
750	99703A	Bell Housing, [RL4F03A] (Cast # MCV) (Top Bolts 4-3/8")	1	
750	99703B	Bell Housing, [RL4F03A] (Cast # CB2) (Top Bolts 6")	1	
750	64703	Bell Housing, [JF403E] (Top Bolts 5")	1	
750	63703	Bell Housing, [RE4F04A] (Cast # ZY-TA) (Top Bolts 4-1/2")	1	
750	63703A	Bell Housing, [RE4F04A] (Cast # ZY-ZV) (Top Bolts 3")	1	
750	63703B	Bell Housing, [4F20E] (Cast # ZY-VG #1) (Top Bolts 4-3/8") (No Crank Sensor)	1	
750	63703C	Bell Housing, [4F20E] (Cast # ZY-VG #2 or #3) (Top Bolts 4-3/8") (With Crank Sensor at 2:00)	1	
759	99702	Rear Cover, [RL4F03A] (Tin)	1	
759	99702A	Rear Cover, [RL4F03A] (Aluminum) (Cast # AY2 #2-A)	1	
759	64702	Rear Cover, [JF403E] (Aluminum) (Cast # AK #1)	1	

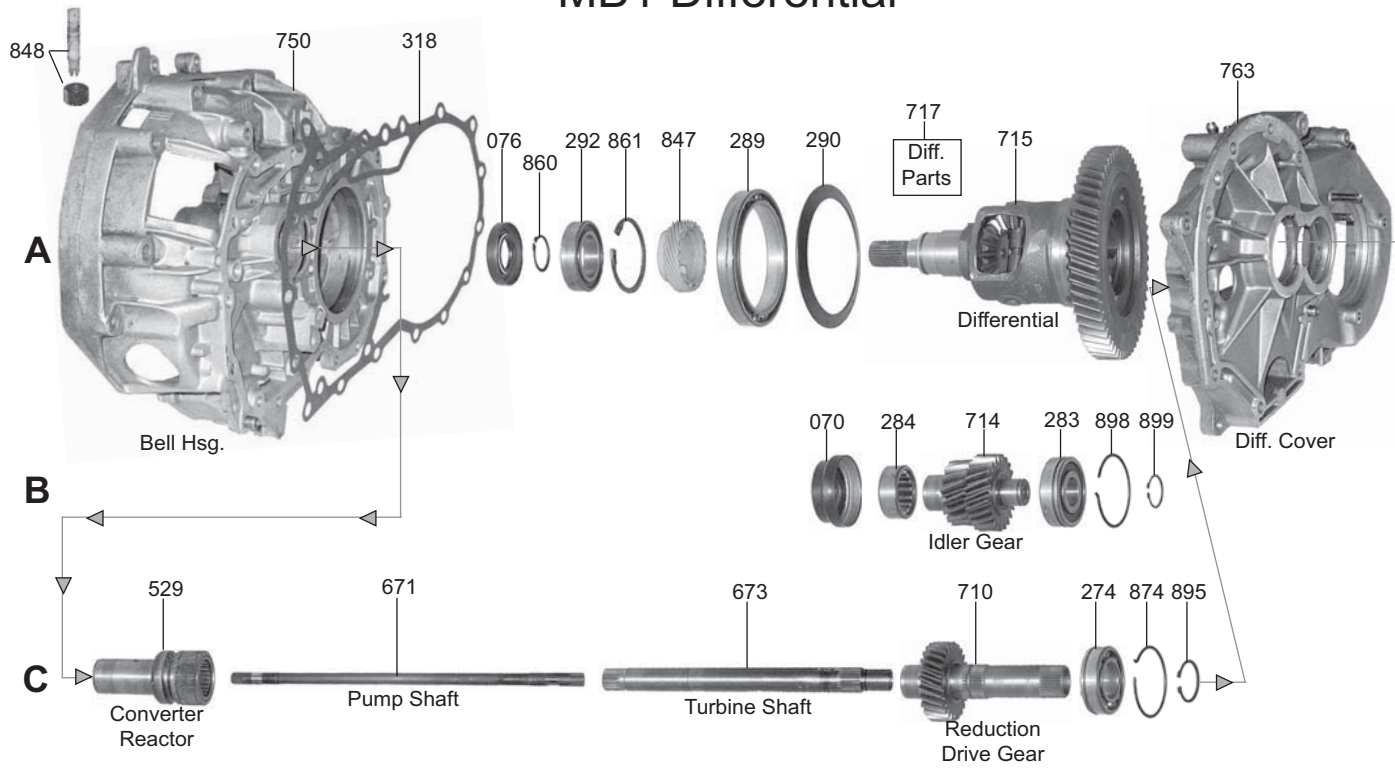
RL4F03A / RE4F03A /V/ RE4F04A /V/ 4F20E / JF403E

ILL#	PART#	DESCRIPTION	QTY	REF #
		HARD PARTS (Cont)		
759	64702A	Rear Cover, [JF403E] (Aluminum) (Cast # 214056)	1	
759	63702	Rear Cover, [RE4F04A / 4F20E] (Aluminum) (Cast # ZY #1-A) (*Also Cast # ZY #7)	1	
759	63702A	Rear Cover, [RE4F04A / 4F20E] (Aluminum) (Cast # ZY #2-A)	1	
760	99701	Case, [RL4F03A] (Cast # AY-1 #2) (Takes a Tin Rear Cover)	1	
760	99701A	Case, [RL4F03A] (Cast # AY-1 #4) (Takes a Tin Rear Cover)	1	
760	99701B	Case, [RL4F03A] (Cast # AY-1 #9) (Takes a Tin Rear Cover)	1	
760	99701C	Case, [RL4F03A] (Cast # AY-2 #5) (Takes an Aluminum Rear Cover)	1	
760	64926	Case, [JF403E] (Takes Aluminum Rear Cover) (Shift Lever on Top)	1	
760	63701	Case, [RE4F04A] (Uses Aluminum Rear Cover) (2-Bolt Holes For Low / Reverse Clutch Apply Tube)	1	
760	63701A	Case, [4F20E] (Uses Aluminum Rear Cover) (3-Holes uses 2-for Low / Reverse Clutch Apply Tube)	1	
765	99801	Pan, [RL4F03A] (Bottom) (Shallow)	1	
765	64728A	Pan, [JF403E] (Bottom) (21-Bolt Holes) 1990-95	1	
765	64728	Pan, [LJ4A-EL] (Bottom) (22-Bolt Holes) 1995-Up	1	
765	63801	Pan, [RE4F04A / 4F20E] (Bottom) (Shallow) (.750" Deep at Front)	1	
765	63802	Pan, [RE4F04A / 4F20E] (Bottom) (Deep) (1-3/8" at Front)	1	
796	99948	Nut, [RL4F03A] (Holds Driven Gear to Pinion)	1	
796	64948	Nut, [JF403E] (Holds Driven Gear to Pinion)	1	
796	63948	Nut, [RE4F04A / 4F20E] (Holds Driven Gear to Pinion)	1	
847	99227	Gear, [RL4F03A] (Speed-O Drive) (41-Teeth) (5/8" Thick)	1	32701-31X00
847	99227A	Gear, [RL4F03A] (Speed-O Drive) (41-Teeth) (1/2" Thick)	1	32701-80X00
851	99117	Steel, [RL4F03A] (Dished Overrun Clutch) (3-Lug)	1	
851	63119	Steel, [RE4F04A / 4F20E / JF403E] (Dished Overrun) (No Lugs)	1	
853	99116	Cushion Spring, [RL4F03A] (Forward Clutch) (5"OD)	1	
853	63117	Cushion Spring, [RE4F04A / 4F20E / JF403E] (Forward) (5-1/2"OD)	1	
857	99118	Cushion Spring, [RL4F03A] (Low / Reverse Clutch) (4-Lug) (5.500"ID)	1	
857	99118A	Cushion Spring, [RL4F03A] (Low / Reverse Clutch) (5-Lug) (5.965"ID)	1	
857	63118	Cushion Spring, [RE4F04A / 4F20E / JF403E] (Low / Reverse Clutch) (No Lug) (5.965"ID)	1	
900	K99894	Servo Assembly, [RL4F03A] (2.505"OD Piston)	1	
900	K99894A	Servo Assembly, [RL4F03A] (2.425"OD Piston)	1	
900	K64894	Servo Assembly, [JF403E] (2.505"OD Piston) (3.390"OD Cover)	1	
900	K63894	Servo Assembly, [RE4F04A] (2.510"OD Piston) (With Bolt on Cover)	1	
900	K63894A	Servo Assembly, [RE4F04A] (2.665"OD Piston) (With Bolt on Cover)	1	
900	K63894B	Servo Assembly, [4F20E] (2.585"OD Piston) (With Bolt on Cover)	1	
901	99891	Spring, [RL4F03A] (Servo)	1	
901	64891	Spring, [JF403E] (Servo)	1	
901	63891	Spring, [RE4F04A] (Servo)	1	
901	63891A	Spring, [4F20E] (Servo)	1	
902	99892	Sleeve, [RL4F03A] (Servo)	1	
902	64892	Sleeve, [JF403E] (Servo)	1	
902	63892	Sleeve, [RE4F04A] (Servo)	1	
902	63892A	Sleeve, [4F20E] (Servo)	1	
903	99893	Piston, [RL4F03A] (Servo) (2.505"OD)	1	
903	99893A	Piston, [RL4F03A] (Servo) (2.425"OD)	1	
903	64893	Piston, [JF403E] (Servo) (2.505"OD)	1	
903	63893	Piston, [RE4F04A] (Servo) (2.510"OD)	1	
903	63893A	Piston, [4F20E] (Servo) (2.585"OD)	1	

RL4F03A / RE4F03A /V/ RE4F04A /V/ 4F20E / JF403E

ILL#	PART#	DESCRIPTION	QTY	REF #
		HARD PARTS (Cont)		
904	99896	Cover, [RL4F03A] (Servo) (2.505"OD Piston)	1	
904	99896A	Cover, [RL4F03A] (Servo) (2.425"OD Piston)	1	
904	64896	Cover, [JF403E] (Servo)	1	
904	63896	Cover, [RE4F04A] (Servo)	1	
904	63896A	Cover, [4F20E] (Servo)	1	
930	K99884	3rd Accumulator Assembly, [RL4F03A] (Plastic Piston)	1	
930	K64884	3rd Accumulator Assembly, [JF403E] (Plastic Piston)	1	
930	K63884	3rd Accumulator Assembly, [RE4F04A / 4F20E] (Plastic Piston)	1	
950	K99885	Neutral Drive Accumulator Assembly, [RL4F03A] (Plastic Piston)	1	
950	K64885	Neutral Drive Accumulator Assembly, [JF403E] (Aluminum Piston)	1	
950	K63885	Neutral Drive Accumulator Assembly, [RE4F04A / 4F20E] (Plastic Piston)	1	
960	99806	Piston, [RL4F03A] (Overrun Clutch)	1	
960	63806	Piston, [RL4F04A / JF403E / 4F20E] (Overrun Clutch)	1	
960	K63940	Piston Kit, [RE4F04B] (Maxima>1/2003-05) (2-Bonded Pistons)	1	
964	99807	Piston, [RL4F03A] (Forward Clutch)	1	
964	63807	Piston, [RL4F04A / JF403E / 4F20E] (Forward Clutch)	1	
965	99808	Piston, [RL4F03A] (High Clutch)	1	
965	63808	Piston, [RL4F04A / JF403E / 4F20E] (High Clutch)	1	
965	63939	Piston, [RE4F04B] (High Clutch) (Bonded Piston) 2003-Up	1	
966	99809	Piston, [RL4F03A] (Reverse Clutch)	1	
966	64723	Piston, [RL4F04A / JF403E / 4F20E] (Reverse Clutch)	1	
967	99810	Piston, [RL4F03A] (Low / Reverse Clutch)	1	
967	63810	Piston, [RL4F04A / JF403E / 4F20E] (Low / Reverse Clutch)	1	
	63850A	Retainer, [RL4F04A / RE4F04A] (Low / Reverse Clutch Return Spring) 1994-97	1	
	63850B	Retainer, [RL4F04A / RE4F04A] (Low / Reverse Clutch Return Spring) 1998-Up	1	
974	99941	Spring, [RL4F03A] (Forward Clutch Return)	1	
974	63970	Springs W/Retainer, [RL4F04A / JF403E / 4F20E] (Forward Clutch Return)	1	
975	99971	Springs W/Retainer, [RL4F03A] (High Clutch Return)	10	
975	63942	Spring, [RL4F04A / JF403E / 4F20E] (High Clutch Return)	10	
976	99972	Springs W/Retainer, [RL4F03A] (Reverse Clutch Return)	1	
976	64782	Spring, [RL4F04A / JF403E / 4F20E] (Reverse Clutch Return)	1	
977	99973	Springs W/Retainer, [RL4F03A] (Low / Reverse Clutch Return)	1	
977	63973	Springs W/Retainer, [RL4F04A / JF403E / 4F20E] (Low / Reverse Clutch Return)	1	
985	63930	Retainer, [RL4F04A / JF403E / 4F20E] (High Clutch Return Spring)	1	
985	63938	Piston, [RE4F04B] (High Clutch) (Balance) (Bonded Piston) 2003-Up	1	
986	64817	Retainer, [RL4F04A / JF403E / 4F20E] (Reverse Clutch Return Spring)	1	
995	K99678	Park Pawl Assembly, [RL4F03A]	1	
995	K64678	Park Pawl Assembly, [JF403E]	1	
995	K63678	Park Pawl Assembly, [RE4F04A / 4F20E]	1	
999	K99679	Oil Tube Assembly, [RL4F03A]	1	
999	K64679	Oil Tube Assembly, [JF403E]	1	
999	K63679	Oil Tube Assembly, [RE4F04A / 4F20E]	1	

MB1 Differential




D

E

MB1 / MB3 / MJ3

FWD 3 Speed



MB1 / MB3 / MJ3

ILL#	PART#	DESCRIPTION	QTY	REF #
		OVERHAUL KITS		
	K52900	Overhaul Kit, [MB1 / MB3] (Alliance & Encore) (Without E1 & E2-Seals) 1983-Up	1	
	K52900A	Overhaul Kit, [MB1 / MB3] (Alliance & Encore) (With E1 & E2-Seals) 1983-Up	1	
	K52900M	Overhaul Kit, [MJ3 / MJ5] (Encore>1983-92), (Medallion>1986-92)	1	
		MASTER L/STEEL KITS		
	DK5200-S	Master L/Steels Kit, [MB1 / MB3] (Alliance) (Without E1 & E2-Seals) 1983-Up	1	
	DK5200A-S	Master L/Steels Kit, [MB1 / MB3] (Alliance) (With E1 & E2-Seals) 1983-Up	1	
	DK5200M-S	Master L/Steels Kit, [MJ3 / MJ5] (Medallion) (With E1 & E2-Seals) 1983-Up	1	
		MASTER W/STEEL KITS		
	DK5200	Master W/Steels Kit, [MB1 / MB3] (Alliance) (Without E1 & E2-Seals) 1983-Up	1	
	DK5200A	Master W/Steels Kit, [MB1 / MB3] (Alliance) (With E1 & E2-Seals) 1983-Up	1	
	DK5200M	Master W/Steels Kit, [MJ3 / MJ5] (Medallion) (With E1 & E2-Seals) 1986-Up	1	
		FILTERS		
010	52710D	Filter, [MB1 / MB3 / MJ1] (Alliance & Encore) (Pick-Up In Corner) 1983-89	1	77-00-734-655
010	52710B	Filter, [MJ3] (Medallion) (Pick-Up In Middle) 1986-Up	1	77-00-739-883
010	52710C	Filter, [MJ5] (Fuego Sport Wagon) 1984-86	1	
		FILTER KITS		
	FK52710D	Filter Kit, [MB1 / MB3 / MJ1] (Alliance) 1983-89	1	
	FK52710B	Filter Kit, [MJ3] (Medallion) 1986-Up	1	
	FK52710C	Filter Kit, [MJ3] (Fuego Sport Wagon) 1984-86	1	
		BUSHINGS		
	K52903	Bushing Kit, [MB1 / MB3 / MJ3] 1983-Up	1	
036	52003	Bushing, [MB1 / MB3 / MJ3] (Pump Stator)	1	
052	52007	Bushing, [MB1 / MB3 / MJ3] (Sun Gear)	2	
		METAL CLAD SEALS		
070	52151	Seal, [MB1 / MB3 / MJ1] (Front) 1983-Up	1	77-03-087-135
070	52153	Seal, [MJ3] (Front) 1983-Up	1	
076	52152	Seal, [MB1 / MB3 / MJ1] (Axle) 1983-Up	2	77-03-087-144
076	52154	Seal, [MJ3] (Axle) 1986-Up	2	77-03-087-106
		FRICITION CLUTCHES		
104	52111	Friction, [MB1 / MJ3] (E1-Clutch) (.080") (21-Teeth) 1983-Up	4	77-01-596-732
106	52108	Friction, [MB1 / MJ3] (E2-Clutch) (.080") (3-Teeth) 1983-Up	4	77-01-457-544
108	52105	Friction, [MB1 / MJ3] (Forward Clutch) (.080") (3-Teeth) (7.480"OD) 1983-Up	4	77-01-462-298
110	52101	Friction, [MB1 / MJ3] (Reverse Clutch) (.080") (3-Teeth) (7.00"OD) 1983-Up	4	77-01-462-297
		STEEL CLUTCHES		
124	52109	Steel, [MB1 / MJ3] (E1-Clutch) (.060") (3-Teeth) (Flat) 1983-Up	4	
125	52110	Steel, [MB1 / MJ3] (E1-Clutch) (.060") (3-Teeth) (Wavy) 1983-Up	1	
126	52112	Steel, [MB1 / MJ3] (E2-Clutch) (.060") (3-Teeth) (Flat) 1983-Up	4	
127	52113	Steel, [MB1 / MJ3] (E2-Clutch) (.060") (3-Teeth) (Wavy) 1983-Up	1	
128	52106	Steel, [MB1 / MJ3] (Forward Clutch) (.060") (3-Teeth) (Flat) 1983-Up (*Also Fits Low / Reverse)	5	77-01-463-363
129	52107	Steel, [MB1 / MJ3] (Forward Clutch) (.060") (3-Teeth) (Wavy) 1983-Up	1	
130	52102	Steel, [MB1 / MJ3] (Reverse Clutch) (.060") (12-Teeth) (Flat) 1983-Up	4	77-01-463-364
131	52104	Steel, [MB1 / MJ3] (Reverse Clutch) (.060") (12-Teeth) (Wavy) 1983-Up	1	
		CLUTCH PRESSURE PLATES		
144	52130	Pressure Plate, [MB1 / MJ3] (E1 & E2-Clutch)	1	
150	52131	Pressure Plate, [MB1 / MJ3] (Reverse Clutch)	1	T0715980

MB1 / MB3 / MJ3

ILL#	PART#	DESCRIPTION	QTY	REF #
		MODULATOR		
160	52830	Modulator, [MB1]	1	
		OIL SEALING RINGS		
	K52901	Ring Kit, [MB1] (Renault Alliance)	1	
179	52300	Ring, [MB1 / MJ3] (Pump Cover) 1983-Up	3	77-01-462-295
		WASHERS & BEARINGS		
211	52402	Bearing, [MB1 / MJ3] (Pump Cover to E1 & E2-Drum & Sun Gear to Rear Ring Gear)	2	
232	52403	Bearing, [MB1 / MJ3] (Planet)	1	
238	52406	Washer, [MB1] (Plastic) (.060") 1983-87	1-3	
238	52406A	Washer, [MJ3] (Plastic) (.060") 1986-Up	1-3	
238	52407	Washer, [MB1] (Plastic) (.076") 1983-87	1-3	
238	52407A	Washer, [MJ3] (Plastic) (.076") 1986-Up	1-3	
238	52405	Washer, [MB1] (Plastic) (.100") 1983-87	1-3	
238	52405A	Washer, [MJ3] (Plastic) (.100") 1986-Up	1-3	
253	52412	Spacer, [MB1 / MJ3] (Rear Ring Gear to Reduction Drive Gear)	1	
274	52410	Bearing, [MB1] (Pinion) 1983-87	1	
274	52410A	Bearing, [MJ3] (Pinion Small One) (Medallion) 1986-Up	1	
283	52411	Bearing, [MB1] (Idler) 1983-87	1	
283	52411A	Bearing, [MJ3] (Intermediate Shaft to Differential Case) (Medallion) 1988-Up	1	
284	52413	Ball Bearing, [MB1] (On Idler) (on Small Gear Side)	1	
289	52409	Bearing, [MB1] (Differential) (5-1/16")	1	
290	52414	Shim, [MB1] (Under Large Ball Bearing on Differential)	1	
292	52415	Ball Bearing, [MB1] (Differential to Converter Housing) (Small)	1	
		GASKETS & RUBBER COMPONENTS		
300	52500	Gasket, [MB1 / MJ3] (Bottom Pan) (Rubber)	1	77-00-680-106
318	52501	Gasket, [MB1] (Converter Housing to Differential Case)	1	
318	52502	Gasket, [MB1] (Rear Case to Differential Case)	1	
320	52525	Gasket, [MB1 / MJ3] (Valve Body to Case)	1	
332	52557	Lip Seal, [MB1 / MJ3] (E2-Clutch) (Inner)	1	
332	K52900A-2	Lip Seal Set, [MB1 / MJ3] (E1 & E2-Lip Seals)	1	
333	52558	Lip Seal, [MB1 / MJ3] (E2-Clutch) (Outer)	1	
334	52556	Lip Seal, [MB1 / MJ3] (E1-Clutch) (Inner)	1	
335	52555	Lip Seal, [MB1 / MJ3] (E1-Clutch) (Outer)	1	
338	52559	Lip Seal, [MB1 / MJ3] (Reverse Clutch) (Inner)	1	
339	52560	Lip Seal, [MB1 / MJ3] (Reverse Clutch) (Outer)	1	
		TECHNICAL MANUAL		
	TMMB1-MJ3	Technical Manual, [MB1 / MJ3] (*Available on CD only*)	1	ATSG
		ELECTRICAL COMPONENTS		
420	52754B	Solenoid, [MB1] (on Valve Body) (Sets of 2)	1	JO747072
449	52999B	Computer Box, [MB1] (External)	1	
		HARD PARTS		
520	52807	Stator, [MB1 / MJ3] (Pump Cover) (Aluminum)	1	
529	52613	Converter Reactor, [MB1] (Support) (Presses-In) (.860"OD Splines)	1	
529	52613A	Converter Reactor, [MB1] (Support) (No Splines) (Bolt-on)	1	
529	52613B	Converter Reactor, [MB1] (Support) (With Splines) (Bolt-on)	1	
529	52613C	Converter Reactor, [MJ3] (Support) (Medallion) 1986-Up	1	

MB1 / MB3 / MJ3

ILL#	PART#	DESCRIPTION	QTY	REF #
		PUMP COMPONENT		
530	K52201	Pump Gears, [MB1 / MJ3] (.668" Thick)	1	
		HARD PARTS (Cont)		
552	52733	Clutch Retainer, [MB1 / MJ3] (E1 & E2) (4 Clutch) 1983-Up	1	
552	52734	Drum Assembly, [MB1 / MJ3] (E1 & E2) (4 Clutch) 1983-87	1	
552	52734B	Drum Assembly, [MB1 / MJ3] (E1 & E2) (4 Clutch) 1988-Up	1	
552	52733A	Clutch Retainer, [MB1 / MJ3] (E1 & E2) (5 Clutch) 1988-Up	1	
552	52734A	Drum Assembly, [MB1 / MJ3] (E1 & E2) (5 Clutch) 1988-Up	1	
	T5299	E1 & E2 Drum Assembly Tool , (Opens and Closes Tangs)	1	
582	52731	Planet, [MB1 / MJ3] (Forward) (3 Gear With Braided Pins) 1983-87	1	
582	52731A	Planet, [MB1 / MJ3] (Forward) (3 Gear With Pinned Pins) 1988-Up	1	
582	52731B	Planet, [MJ3] (Forward) (4 Gear With Pinned Pins) 1988-Up	1	
584	52755	Planet, [MB1 / MJ3] (Rear) (With Hub)	1	
592	52713	Ring Gear, [MB1 / MJ3] (Forward Planet)	1	
594	52730	Ring Gear, [MB1 / MJ3] (Rear With Park Gear)	1	
622	52749	Shell, [MB1 / MJ3] (With Sun Gear) (31-Teeth Both Ends)	1	
622	52749A	Shell, [MJ3] (With Sun Gear) (31-Teeth on Rear & 30-Teeth on Front)	1	
		SPRAG & ONE WAY CLUTCH		
654	52724	Sprag, [MB1 / MJ3]	1	
		HARD PARTS (Cont)		
665	52709	Retainer, Sprag	1	
671	52611	Pump Shaft, [MB1] (13-1/8" Long)	1	
671	52611B	Pump Shaft, [MB1] (12-3/4" Long)	1	
671	52611A	Pump Shaft, [MJ3] (21-1/4" Long) (Medallion)	1	
673	52612	Turbine Shaft, [MB1] (11-1/2" Long)	1	
673	52612A	Turbine Shaft, [MJ3] (19-5/8" Long) (Medallion)	1	
	52620A	Shaft, [MJ3] (Intermediate) (Medallion)	1	
710	52620	Gear, [MB1] (Output) (Pinion) (25-Teeth)	1	
710	52620E	Gear, [MB1] (Output) (Pinion) (29-Teeth)	1	
710	52620F	Gear, [MJ3] (Output) (Medallion) 1986-Up	1	
	52620D	Gear, [MJ3] (Driven Transfer) (Medallion) 1986-Up	1	
714	52621	Idler Gear, [MB1] (2-Gears)	1	
715	52622	Differential Assembly, [MB1]	1	
715	52622A	Differential Assembly, [MJ3]	1	
	52620C	Pinion Gear, [MJ3] (Medallion) 1986-Up	1	
		VALVE BODIES		
740	52754	Valve Body, [MB1] (With Solenoids) 1983-87	1	
740	52754A	Valve Body, [MJ3] (With Solenoids) (Medallion) 1986-Up	1	
		HARD PARTS (Cont)		
750	52614	Bell Housing, [MB1] (Less Support) (Takes Press-In Support)	1	
750	52614A	Bell Housing, [MB1] (Less Support) (Takes Bolt-on Support)	1	
750	52614B	Bell Housing, [MJ3] (Less Support) (Medallion) 1986-Up	1	
760	52701	Case, [MB1 / MJ3] (Less Pump Gears)	1	
763	52615	Differential Case, [MB1] (Differential Cover)	1	
765	52801	Pan, [MB1] (Bottom Pan)	1	
843	52894	Bracket, [MB1 / MJ3] (Modulator)	1	
847	52620B	Gear, [MB1] (Drive Speed-O Gear)	1	

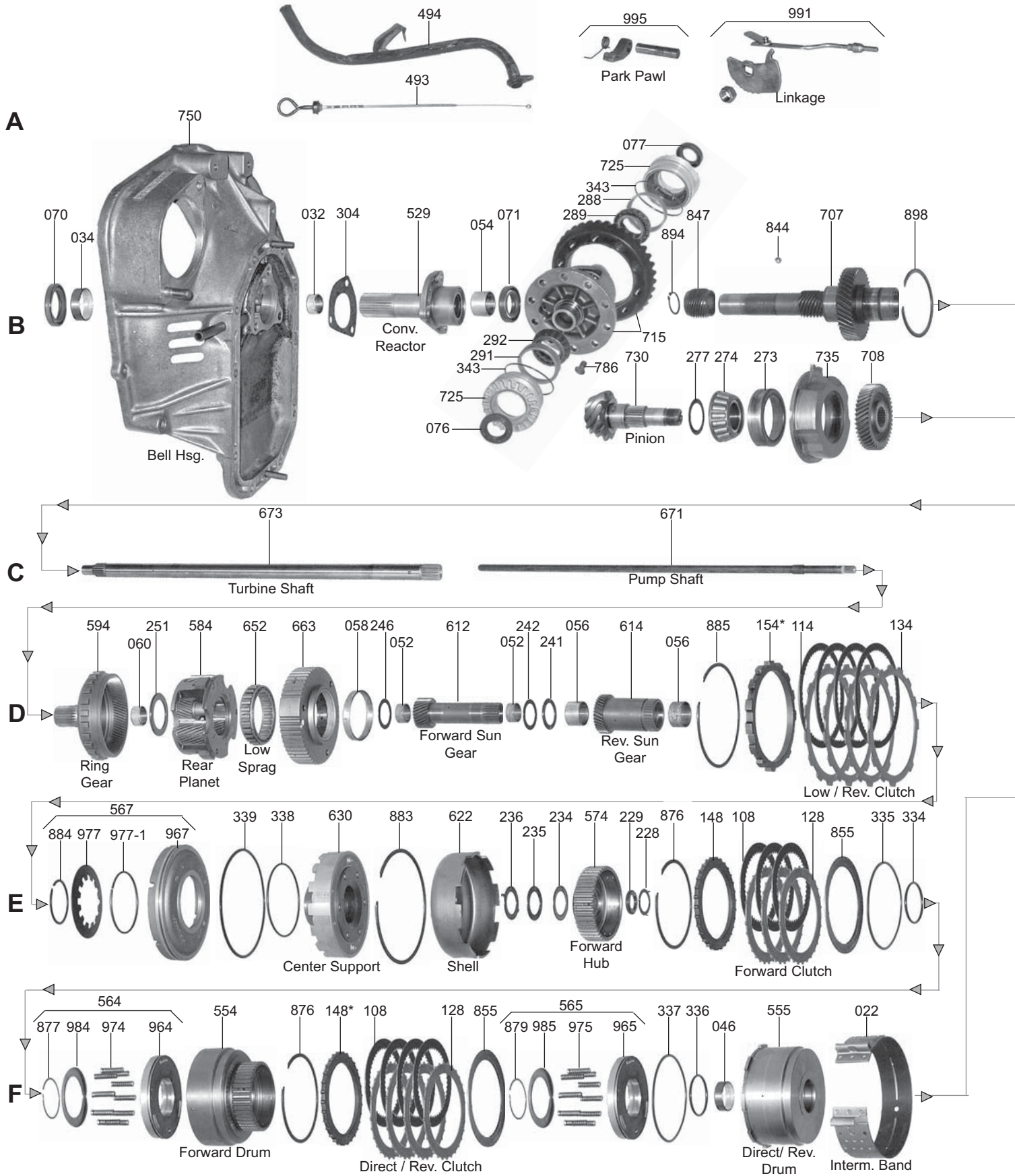
MB1 / MB3 / MJ3

ILL#	PART#	DESCRIPTION	QTY	REF #
		HARD PARTS (Cont)		
848	52620BA	Gear, [MB1] (Driven Speed-O Gear)	1	
962	52761	Piston, [MB1 / MJ3] (E1-Clutch) (Aluminum) 1983-Up	1	
964	52738	Piston, [MB1] (Forward Clutch) (Molded) 1983-87	1	
964	52738A	Piston, [MJ3] (Forward Clutch) (Molded) (Medallion) 1986-Up	1	
965	52739	Piston, [MB1 / MJ3] (E2-Clutch) (Molded) 1983-Up	1	
966	52760	Piston, [MB1] (Reverse Clutch) (Aluminum) 1983-87	1	
966	52760A	Piston, [MJ3] (Reverse Clutch) (Aluminum) (Medallion) 1986-Up	1	
969	52762	Piston, [MB1 / MJ3] (E2-Clutch Apply) (Aluminum) 1983-Up	1	
972	52970	Spring, [MB1 / MJ3] (E1-Clutch Return) 1983-Up	1	
974	52940	Spring, [MB1 / MJ3] (Forward Clutch Return)	1	
976	52971	Springs With Retainer, [MB1 / MJ3] (Reverse Clutch Return)	15	
984	52756	Retainer, [MB1] (Forward Clutch) (Aluminum) 1983-87	1	
984	52756A	Retainer, [MJ3] (Forward Clutch) (Aluminum) (Medallion) 1986-Up	1	
991	K52676	Linkage Assembly, [MB1] (Internal)	1	
995	K52678	Park Pawl Assembly, [MB1]	1	

NOTES:

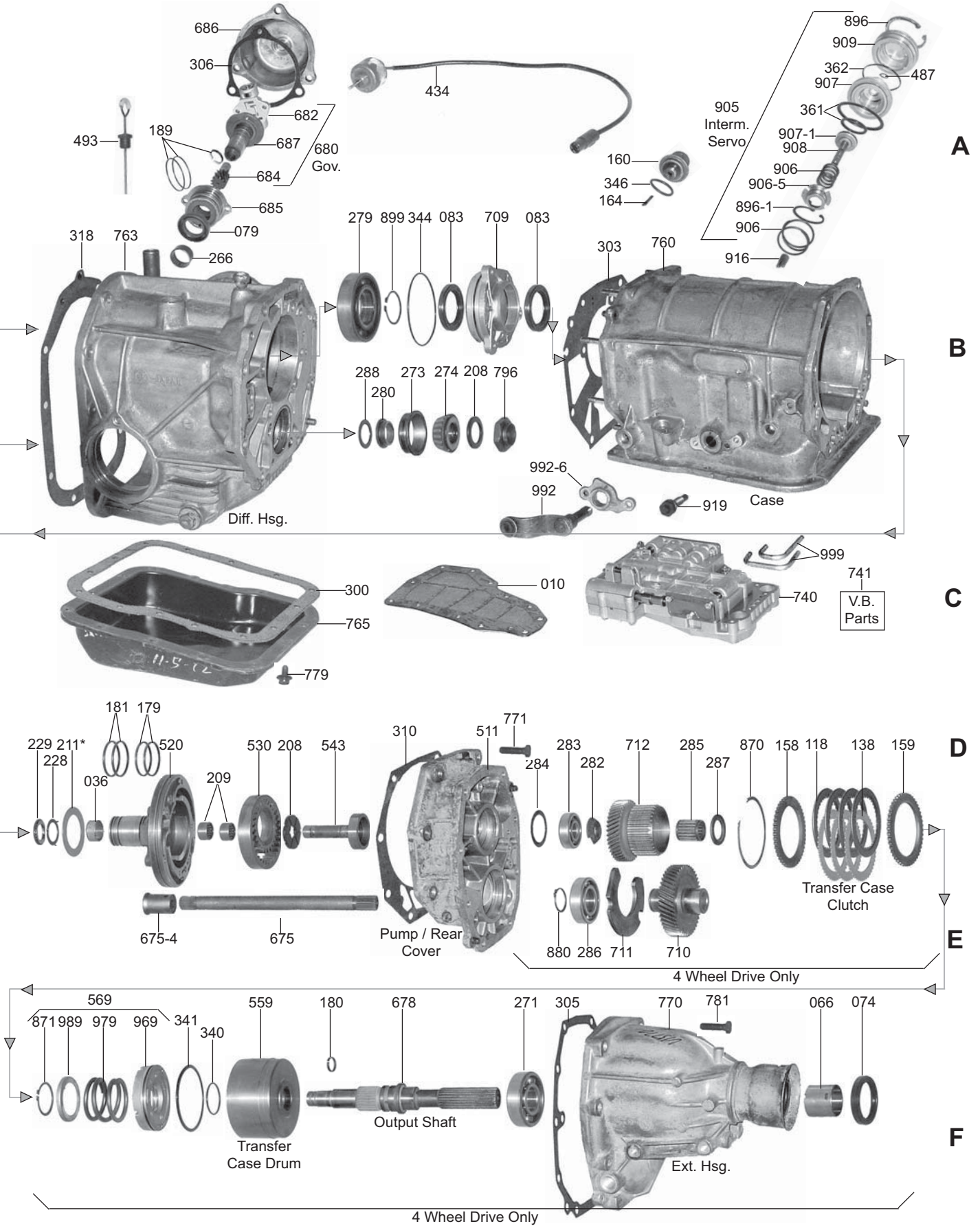
M41 / M41A

FWD 3 Speed 2WD / AWD



M41 / M41A

FWD 3 Speed 2WD / AWD



M41 / M41A

ILL#	PART#	DESCRIPTION	QTY	REF #
		OVERHAUL KITS		
	K66900J	Overhaul Kit, [M41] (13-Bolt Pan) 1975-82	1	
	K66900C	Overhaul Kit, [M41] (14-Bolt Pan) 1983-Up	1	
	K66900M	Overhaul Kit, [M41] (Combination) 1975-Up	1	
		MASTER L/STEEL KITS		
	DK6600J-S	Master L/Steels Kit, [M41] (Without Transfer Case Plates) 1975-84	1	
	DK6600L-S	Master L/Steels Kit, [M41] (Without Transfer Case Plates) 1985-Up	1	
	DK6600N-S	Master L/Steels Kit, [M41] (With Transfer Case Plates) 1983-Up	1	
		MASTER W/STEEL KITS		
	DK6600J	Master W/Steels Kit, [M41] (Without Transfer Case Plates) 1975-82	1	
	DK6600L	Master W/Steels Kit, [M41] (Without Transfer Case Plates) 1985-Up	1	
	DK6600N	Master W/Steels Kit, [M41] (With Transfer Case Plates) 1983-Up	1	
		FILTER		
010	66423	Filter, [M41] 1975-Up	1	31748-X0100
		FILTER KIT		
	FK66423J	Filter Kit, [M41] (With 13 & 14-Bolt Pan Gasket) 1975-89	1	
		BAND		
022	66320A	Band, [M41] (Intermediate)	1	34979-8710
		BUSHINGS		
	K66000J	Bushing Kit, [M41]	1	
032	66018	Bushing, [M41] (Converter Reactor Rear)	1	
034	66010	Bushing, [M41] (Converter Housing)	1	48488-7000
036	66011	Bushing, [M41] (Oil Pump Carrier)	1	48489-7000
046	66003	Bushing, [M41] (Direct / Reverse Drum)	1	31513-X0100
052	66012	Bushing, [M41] (Forward Sun Gear)	2	37612-3604
054	66019	Bushing, [M41] (Converter Reactor Front)	1	
056	66013	Bushing, [M41] (Reverse Sun Gear)	2	37613-3604
058	66014	Bushing, [M41] (Planet)	1	37619-3604
060	66017	Bushing, [M41] (Ring Gear)	1	
066	66016	Bushing, [M41] (Extension Housing)	1	34248-1600
		METAL CLAD SEALS		
070	66550J	Seal, [M41] (Front)	1	80674-2110
071	66556	Seal, [M41] (Stator Shaft) (Front) 1982-94	1	80762-8040
071	66552	Seal, [M41] (Stator Shaft) (Rear) 1975-79	1-2	80673-2020
071	66552A	Seal, [M41] (Stator Shaft) (Rear) 1980-82	1	80672-8030
071	66556A	Seal, [M41] (Stator Shaft) (Rear) 1983-94	1	80672-8050
	3768	Seal, [M41] (Linkage)	1	3789137
	66551A	Seal, [M41] (4x4) (Transfer / Intermediate Drive Shaft to Case)	2	80672-1020
074	66557	Seal, [M41] (Rear) (Extension Housing) (4x4) (Transfer Case) 1983-94	1	80673-5070
	66551	Seal, [M41] (Differential & Reduction Case) (Output Drive Gear) 1975-82	1	80674-2130
076	66548	Seal, [M41] (Right Axle) (1-3/4"OD of Differential Output Shaft) 1975-92	1	80672-7070
076	66548A	Seal, [M41] (Right Axle) (2"OD of Differential Output Shaft) (4x4 With Turbo) 1975-93	1	
077	66549	Seal, [M41] (Left Axle) (1-3/4"OD) 1975-92	1	80672-7080
077	66549A	Seal, [M41] (Left Axle) (4x4 With Turbo) 1975-92	1	
	66547	Seal, [M41] (Differential) (Left) (4x4) 1985-Up	1	80873-0032
	66546	Seal, [M41] (Differential) (Right) (4x4) 1985-Up	1	80673-0031
	66554	Seal, [M41] (Speed-O Shaft) (10 x 18 x 7mm) 1975-Up	1	80671-2030

M41 / M41A

ILL#	PART#	DESCRIPTION	QTY	REF #
		METAL CLAD SEALS (Cont)		
079	66553	Seal, [M41] (Governor to Case)	1	80672-2040
083	66545	Seal, [M41] (Reduction Drive Gear Support) (2.280"OD) (1.570"ID) (Presses Into # 709)	2	80674-0030
		FRICTION CLUTCHES		
108	66304	Friction, [M41] (Forward & Direct Clutch) (.063")	6-7	0338-19-500A
114	66504A	Friction, [M41] (Low / Reverse Clutch) (.092") (Smooth) 1975-82	3-4	340798710
114	66503	Friction, [M41] (Low / Reverse Clutch) (.095") (With Grooves) 1983-84	4-5	340798720
114	66504B	Friction, [M41] (Low / Reverse Clutch) (.095") (Smooth) 1985-Up	5	31662AA010
114	66504C	Friction, [M41] (Low / Reverse Clutch) (.091") (Smooth) 1985-Up	5	31662AA020
118	66404	Friction, [M41] (Transfer Clutch) (.114")	3-4	31588AA041
		STEEL CLUTCHES		
128	66305	Steel, [M41] (Forward & Direct Clutch) (.079")	6-7	45361-0100
134	66505A	Steel, [M41] (Low / Reverse Clutch) (.071") 1975-82	4-7	34425-8700
134	66506	Steel, [M41] (Low / Reverse Clutch) (.071") 1983-84	4-5	34425-8710
134	66506A	Steel, [M41] (Low / Reverse Clutch) (.091") 1985-Up	5	31666AA010
138	66405	Steel, [M41] (Transfer Clutch) (.071")	2-3	31589AA000
		CLUTCH PRESSURE PLATES		
148	66307	Pressure Plate, [M41] (Forward & Direct) (5.2mm)	1	31537-F0620
148	66307A	Pressure Plate, [M41] (Forward & Direct Clutch) (5.4mm)	1	31537-F0621
154	66508	Pressure Plate, [M41] (Low / Reverse Clutch) (.464")	1	31667-A4025
154	66508D	Pressure Plate, [M41] (Low / Reverse Clutch) (.503")	1	31667-X0305
158	66308	Pressure Plate, [M41] (Transfer Clutch) (Top) (*Specify Thickness .185" to .232")	1	447677000
159	66308A	Pressure Plate, [M41] (Transfer Clutch) (Bottom)	1	
		MODULATORS		
160	66830X	Modulator, [M41] (Screw In Adjustable) (.91" Diaphragm) (Non Turbo)	1	31931AA001
160	66834	Modulator, [M41] (Screw In Adjustable) (.84" Diaphragm) (Turbo)	1	
		OIL SEALING RINGS		
	K66901J	Ring Kit, [M41] 1975-Up	1	
179	66227	Ring, [M41] (Direct Drum) (1.732"OD) (Metal)	2	31361-X0100
179	66227T	Ring, [M41] (Direct Drum) (1.732"OD) (Teflon)	2	
180	87300	Ring, [M41] (Transfer Case Output Shaft) (Metal)	1	31377-AA00
181	66228	Ring, [M41] (Forward Drum) (1.692"OD) (Metal)	2	31362-X0100
181	66228T	Ring, [M41] (Forward Drum) (1.692"OD) (Teflon)	2	
189	66235T	Ring, [M41] (Governor) (Small) (Teflon)	3	34548-3600
189	45307T	Ring, [M41] (Governor) (Large) (Teflon)	2	31880-AA00
189	87307T	Ring, [M41] (Governor Support) (Teflon)	2	31377-AA000
		WASHERS & BEARINGS		
	K66907J	Washer Kit, [M41] 1975-Up	1	
208	66708A	Washer, [M41] (Under Pinion Nut)	1	
211	66707	Washer, [M41] (Direct Drum) (1.50mm) (.059")	1	D37Z-7D014-F
211	66707A	Washer, [M41] (Direct Drum) (1.70mm) (.067")	1	31528-X0106
211	66707B	Washer, [M41] (Direct Drum) (1.90mm) (.075")	1	31528-X0100
211	66707C	Washer, [M41] (Direct Drum) (2.10mm) (.083")	1	31528-X0101
211	66707D	Washer, [M41] (Direct Drum) (2.30mm) (.091")	1	31528-X0102
211	66707E	Washer, [M41] (Direct Drum) (2.50mm) (.098")	1	31528-X0103
211	66707F	Washer, [M41] (Direct Drum) (2.70mm) (.106")	1	31528-X0104
228	66790A	Race, [M41] (Forward Drum to Stator) (3-Tab) 1975-83	2	

M41 / M41A

ILL#	PART#	DESCRIPTION	QTY	REF #
		WASHERS & BEARINGS (Cont)		
229	66789A	Bearing W/Race, [M41] (Forward Drum to Stator) 1975-83	2	
229	66789B	Bearing W/Race, [M41] (Forward Drum to Stator) (1-Piece) 1984-Up	2	
234	66787A	Race, [M41] (Forward Hub to Shell) (Rear)	1	
235	66786A	Bearing, [M41] (Hub to Shell)	1	
236	66785A	Race, [M41] (Hub to Shell) (Front)	1	
241	66782	Bearing, [M41] (Forward Sun Gear to Reverse Sun Gear) (For 30-Teeth & 31-Teeth Forward Sun Gear)	1	
241	66782A	Bearing, [M41] (Forward Sun Gear to Reverse Sun Gear) (For 28-Teeth Forward Sun Gear)	1	
242	66781	Race, [M41] (Forward Sun Gear to Reverse Sun Gear) (For 30-Teeth & 31-Teeth Forward Sun Gear)	1	
242	66781A	Race, [M41] (Forward Sun Gear to Reverse Sun Gear) (For 28-Teeth Forward Sun Gear)	1	
246	66788A	Race, [M41] (Planet) (Inner) 1984-Up	1	
251	66784A	Bearing W/Race, [M41] (Planet) (Outer)	1	
265	66709A	Washer, [M41] (Governor to Cover)	1	
271	66794A	Ball Bearing, [M41] (Rear Transfer Output Shaft)	1	
274	66793A	Tapered Bearing, [M41] (Pinion Shaft)	1-2	
277	66710A	Shim, [M41] (Under Pinion Bearing)	1	
279	66795A	Ball Bearing, [M41] (Reduction Driven)	1	
280	66711A	Collar, [M41] (Reduction Driven Gear to Ball Bearing)	1	
282	66712A	Washer, [M41] (Driven Transfer Gear to Ball Bearing)	1	
283	66796A	Ball Bearing, [M41] (Driven Transfer)	1	
284	66713A	Shim, [M41] (Pump Cover to Ball Bearing)	1	
285	66796A	Caged Needle Bearing, [M41] (Output Shaft to Driven Transfer Gear)	1	
286	66797A	Ball Bearing, [M41] (Front Transfer Drive Gear)	1	
287	66714A	Washer, [M41] (Transfer Clutch Drum to Driven Transfer Gear)	1	
288	66715A	Shim, [M41] (Reduction Drive Gear to Collar)	1	
		GASKETS		
300	66500	Gasket, [M41] (Bottom Pan) (13-Bolt) 1975-82	1	34539-3600
300	66500A	Gasket, [M41] (Bottom Pan) (14-Bolt) 1983-89	1	44539-7000
300	66500B	Gasket, [M41] (Bottom Pan) (14-Bolt) (Indented) 1990-Up	1	31397-AA050
303	66502	Gasket, [M41] (Differential to Case) 1975-82	1	
303	66502A	Gasket, [M41] (Differential to Case) 1983-Up	1	
310	66503	Gasket, [M41] (Pump to Case) 1975-82	1	
310	66503A	Gasket, [M41] (Pump to Case) 1983-Up	1	
318	66501	Gasket, [M41] (Differential to Bell Housing) 1975-82	1	
318	66501A	Gasket, [M41] (Differential to Bell Housing) 1983-Up	1	
		TECHNICAL MANUAL		
	TMSUBARU-3	Technical Manual, [M41] (3-Speed) (Subaru)	1	ATSG
		ELECTRICAL COMPONENTS		
	66832K	Solenoid, [M41] (Transfer Clutch)	1	
434	66832J	Solenoid, [M41] (Kickdown)	1	
		HARD PARTS		
511	66950A	Rear Cover, [M41] (2WD) (6-Bolt) 1975-82	1	
511	66950AB	Rear Cover, [M41] (2WD) (8-Bolt) (2-Hole Mount) 1983-84	1	
511	66950AC	Rear Cover, [M41] (2WD) (8-Bolt) (3-Hole Mount) 1985-Up	1	
511	66950AD	Rear Cover, [M41] (4x4)	1	
520	66912	Stator W/Gears, [M41] 1975-82	1	

M41 / M41A

ILL#	PART#	DESCRIPTION	QTY	REF #
		HARD PARTS (Cont)		
520	66912AB	Stator W/Gears, [M41] (Takes a 3-Tab Race #228) 1983-89	1	
520	66912A	Stator W/Gears, [M41] (Takes a 1-Piece Bearing #229) 1984-Up	1	
520	66915	Stator W/Gears, [M41] (4x4) 1984-Up	1	
529	66601A	Converter Reactor, [M41] (4-1/2" long)	1	
529	66601AB	Converter Reactor, [M41] (5-3/16" Long) (1-7/8"ID Where the Rear Seal Presses In)	1	
529	66601AA	Converter Reactor, [M41] (5-3/16" Long) (1-3/4"ID Where the Rear Seal Presses In)	1	
529	66601AC	Converter Reactor, [M41] (4-3/8" Long) (1-7/8"OD of Rear Seal)	1	
529	66601AD	Converter Reactor, [M41] (4-3/4" Long)	1	
554	66437A	Drum, [M41] (Forward) (Overall Height 3-5/16")	1	
554	66437AB	Drum, [M41] (Forward) (Overall Height 3-1/16")	1	
554	66437AA	Drum, [M41] (Forward) (Overall Height 3-1/16") (Uses 1-Piece Bearing #229)	1	
555	66438A	Drum, [M41] (Direct Clutch) (3 Clutch)	1	
555	66438AB	Drum, [M41] (Direct Clutch) (4 Clutch)	1	
559	66955	Drum, [M41] (Transfer Clutch)	1	
574	66418A	Clutch Hub, [M41] (Forward Clutch) (Flat) 1975-84	1	
574	66418AB	Clutch Hub, [M41] (Forward Clutch) (Beveled) 1985-Up	1	
584	66409A	Planet W/Sprag, [M41] (30-Teeth Forward Sun Gear) (Aluminum Housing)	1	
584	66409AB	Planet W/Sprag, [M41] (30-Teeth Forward Sun Gear) (4-5/16"OD Hub) (Cast Iron Housing)	1	
584	66409AG	Planet W/Sprag, [M41] (30-Teeth Forward Sun Gear) (4-1/8"OD Hub) (Cast Iron Housing)	1	
584	66409AC	Planet W/Sprag, [M41] (31-Teeth Forward Sun Gear) (Cast Iron Housing)	1	
584	66409AH	Planet W/Sprag, [M41] (28-Teeth Forward Sun Gear) (4-5/8"OD Hub) (Cast Iron Housing) (*6-Pinions all Same Size)	1	
584	66409AF	Planet W/Sprag, [M41] (28-Teeth Forward Sun Gear) (4-5/16"OD Hub) (Cast Iron Housing)	1	
584	66409AJ	Planet W/Sprag, [M41] (28-Teeth Forward Sun Gear) (4-5/8"OD Hub) (Cast Iron Housing) (*The Pinion Pins Have 3-Small & 3-Large Pins)	1	
594	66439A	Ring Gear, [M41] (Planet) (79-Teeth)	1	
594	66439AC	Ring Gear, [M41] (Planet) (78-Teeth)	1	
594	66493AB	Ring Gear, [M41] (Planet) (73-Teeth)	1	
612	66415A	Sun Gear, [M41] (Forward) (30-Teeth)	1	
612	66415AA	Sun Gear, [M41] (Forward) (30-Teeth) (.645" Thick Gears)	1	
612	66415AB	Sun Gear, [M41] (Forward) (31-Teeth)	1	
612	66415AC	Sun Gear, [M41] (Forward) (28-Teeth) (.850" Thick Gears)	1	
612	66415AD	Sun Gear, [M41] (Forward) (28-Teeth) (.746" Thick Gears) (No Groove)	1	
612	66415AE	Sun Gear, [M41] (Forward) (28-Teeth) (.746" Thick Gears) (1-Groove)	1	
614	66416A	Sun Gear, [M41] (Reverse) (Rear) (36-Teeth)	1	
614	66416AA	Sun Gear, [M41] (Reverse) (Rear) (35-Teeth) (1.925"OD Gear) (3.050" Long)	1	
614	66416AB	Sun Gear, [M41] (Reverse) (Rear) (35-Teeth) (1.925"OD Gear) (3.150" Long)	1	
614	66416AC	Sun Gear, [M41] (Reverse) (Rear) (35-Teeth) (2.000"OD Gear) (3-1/8" Long)	1	
622	66414A	Shell, [M41] (Connecting) 1975-84	1	
622	66414AB	Shell, [M41] (Connecting) 1985-Up	1	
630	66865J	Center Support, [M41] (2-1/8"OD of Sprag Race)	1	
630	66865JA	Center Support, [M41] (2-1/4"OD of Sprag Race)	1	
		SPRAG & ONE WAY CLUTCH		
652	66727J	Sprag, [M41] 1975-Up	1	
		HARD PARTS (Cont)		
671	66401A	Pump Shaft, [M41] (21-3/4" Long)	1	
671	66410AB	Pump Shaft, [M41] (22-1/4" Long) (No Check Ball Inside)	1	

M41 / M41A

ILL#	PART#	DESCRIPTION	QTY	REF #
		HARD PARTS (Cont)		
671	66410AC	Pump Shaft, [M41] (22-1/4" Long) (With Check Ball Inside)	1	
673	66866AB	Turbine Shaft, [M41] (20-1/2" Long)	1	
673	66866AC	Turbine Shaft, [M41] (20-15/16" Long) (With 3-Lube Holes)	1	
673	66866AD	Turbine Shaft, [M41] (20-15/16" Long) (With 2-Lube Holes)	1	
673	66866A	Turbine Shaft, [M41] (20.313" Long)	1	
675	66738A	Shaft, [M41] (Transfer Drive)	1	
678	66737J	Output Shaft, [M41] (4x4) (Rear Output)	1	
680	66411A	Governor, [M41] (11-Teeth) 1975-79	1	
680	66413A	Governor, [M41] (12-Teeth) 1980-Up	1	
684	66411P	Gear, [M41] (Governor) (11-Teeth) 1975-79	1	
684	66411PA	Gear, [M41] (Governor) (12-Teeth) (Plastic) 1980-Up	1	44084-7000
684	66411M	Gear, [M41] (Governor) (12-Teeth) (Steel With Pin) 1980-Up	1	31888-AA000
685	66413AB	Support Sleeve, [M41] (Governor) (1-Ring) (Bolts to Differential Case)	1	
685	66413AC	Support Sleeve, [M41] (Governor) (No Ring) (Bolts to Differential Case)	1	
685	66413A	Support Sleeve, [M41] (Governor) (2-Ring) (Bolts to Differential Case)	1	
686	66412A	Cover, [M41] (Governor) (4-Bolts)	1	
686	66412AA	Cover, [M41] (Governor) (3-Bolts)	1	
707	66761A	Gear, [M41] (Reduction Drive) (33-Teeth Gear) (8-1/2" Shaft) (*Governor Gear Made on Shaft) (Speed-O Slides Off)	1	
707	66761AC	Gear, [M41] (Reduction Drive) (34-Teeth Gear) (9" Shaft) (Governor & Speed-O Gear Made on Shaft)	1	
707	66761AD	Gear, [M41] (Reduction Drive) (39-Teeth Gear) (9" Shaft) (Governor & Speed-O Gear Made on Shaft)	1	
707	66761AF	Gear, [M41] (Reduction Drive) (39-Teeth Gear) (3.622"OD) (9" Shaft) (Governor & Speed-O Made on Shaft)	1	
707	66761AG	Gear, [M41] (Reduction Drive) (39-Teeth Gear) (3.622"OD) (9" Shaft) (Governor Gear Made on Shaft) (Speed-O Slides Off)	1	
707	66761AL	Gear, [M41] (Reduction Drive) (45-Teeth Gear) (9" Shaft) (Governor Gear Made on Shaft) (Speed-O Slides Off)	1	
707	66761AM	Gear, [M41] (Reduction Drive) (45-Teeth Gear) (3.654"OD) (9" Shaft) (Governor & Speed-O Gear Made on Shaft)	1	
707	66761AB	Gear, [M41] (Reduction Drive) (42-Teeth Gear) (3.52"OD) (9" Shaft) (Governor Gear Made on Shaft) (Speed-O Slides Off)	1	
707	66761AH	Gear, [M41] (Reduction Drive) (38-Teeth Gear) (3.544"OD) (9" Shaft) (Governor & Speed-O Made on Shaft)	1	
707	66761AE	Gear, [M41] (Reduction Drive) (38-Teeth Gear) (3.162"OD) (9" Shaft) (Governor & Speed-O Made on Shaft)	1	
707	66761AJ	Gear, [M41] (Reduction Drive) (38-Teeth Gear) (3.544"OD) (9" Shaft) (Governor Gear Made on Shaft) (Speed-O Slides Off)	1	
707	66761AK	Gear, [M41] (Reduction Drive) (43-Teeth Gear) (9" Shaft) (Governor Gear Made on Shaft) (Speed-O Slides Off)	1	
708	66951AB	Gear, [M41] (Reduction Driven) (34-Teeth)	1	
708	66951AC	Gear, [M41] (Reduction Driven) (38-Teeth)	1	
708	66951AD	Gear, [M41] (Reduction Driven) (35-Teeth)	1	
708	66951AE	Gear, [M41] (Reduction Driven) (39-Teeth)	1	
708	66951AF	Gear, [M41] (Reduction Driven) (40-Teeth)	1	
708	66951AG	Gear, [M41] (Reduction Driven) (42-Teeth) (3.464"OD)	1	
708	66951AH	Gear, [M41] (Reduction Driven) (42-Teeth) (3.518"OD)	1	
708	66951AJ	Gear, [M41] (Reduction Driven) (43-Teeth) (3.600"OD)	1	
708	66951A	Gear, [M41] (Reduction Driven) (33-Teeth)	1	
709	66120A	Retainer, [M41] (Oil Seal)	1	

M41 / M41A

ILL#	PART#	DESCRIPTION	QTY	REF #
		HARD PARTS (Cont)		
710	66956	Gear, [M41] (Transfer Drive) (45-Teeth) (1-Groove)	1	E853116-S
711	66688A	Thrust Plate, [M41] (Transfer Drive Gear)	1	
712	66956A	Gear, [M41] (Transfer Driven)	1	
715	66780A	Differential Assembly, [M41] (33-Teeth) (8-Bolt)	1	
715	66780AB	Differential Assembly, [M41] (35-Teeth) (8-Bolt)	1	
715	66780AC	Differential Assembly, [M41] (37-Teeth) (10-Bolt) (1.133" Thick Gear)	1	
715	66780AE	Differential Assembly, [M41] (37-Teeth) (10-Bolt) (1.200" Thick Gear)	1	
715	66780AD	Differential Assembly, [M41] (38-Teeth) (10-Bolt) (1.162" Thick Gear)	1	
715	66780AF	Differential Assembly, [M41] (37-Teeth) (10-Bolt) (1.048" Thick Gear)	1	
725	66121A	Retainer, [M41] (Differential) (Aluminum) (Screws In Differential Case)	1	
730	66920AE	Pinion Shaft, [M41] (8-Teeth) (2.50"OD) (2WD)	1	
730	66920A	Pinion Shaft, [M41] (9-Teeth) (2WD)	1	
730	66920AD	Pinion Shaft, [M41] (10-Teeth) (2.77"OD) (2WD)	1	
730	66920AB	Pinion Shaft, [M41] (10-Teeth) (2.50"OD) (2WD)	1	
730	66920AF	Pinion Shaft, [M41] (10-Teeth) (2.50"OD) (4x4)	1	
730	66920AG	Pinion Shaft, [M41] (11-Teeth) (2.90"OD) (2WD)	1	
730	66920AH	Pinion Shaft, [M41] (11-Teeth) (2.90"OD) (4x4)	1	
730	66920AJ	Pinion Shaft, [M41] (11-Teeth) (2.65"OD) (4x4)	1	
730	66920AC	Pinion Shaft, [M41] (11-Teeth) (2.65"OD) (2WD)	1	
735	66122A	Retainer, [M41] (Bearing)	1	
		VALVE BODY		
740	66940A	Valve Body, [M41]	1	
		HARD PARTS (Cont)		
750	66600A	Bell Housing, [M41] (Starter at 12:00)	1	
750	66600AB	Bell Housing, [M41] (Starter at 2:00) (2-Threaded Holes at 12:00)	1	
750	66600AC	Bell Housing, [M41] (Starter at 2:00) (3-Threaded Holes at 12:01)	1	
760	66861A	Case, [M41] (6-Bolt Cover) (2WD)	1	
760	66861AB	Case, [M41] (8-Bolt Cover) (2WD)	1	
760	66861AC	Case, [M41] (8-Bolt Cover) (4x4)	1	
763	66862A	Housing, [M41] (Differential Case)	1	
763	K66862A	Differential Assembly, [M41] (10-Teeth Pinion) (37-Teeth Ring Gear) (4x4) (Complete)	1	
763	K66862B	Differential Assembly, [M41] (11-Teeth Pinion) (38-Teeth Ring Gear) (4x4) (Complete)	1	
765	66801A	Pan, [M41]	1	
770	66704A	Extension Housing, [M41] (4x4) (8-1/4" Long)	1	
770	66704B	Extension Housing, [M41] (4x4) (13" Long)	1	
796	66948A	Nut, [M41] (Holds Ball Bearing to Pinion Shaft)	1	
847	66990A	Gear, [M41] (Speed-O Drive)	1	
855	66306	Cushion, [M41] (Forward & Direct Clutch)	1	31529-X0100
857	66507	Dished Steel, [M41] (Low / Reverse Clutch)	1	31668-X0100
905	K66896A	Servo Assembly, [M41] (Intermediate)	1	
919	66321	Screw, [M41] (Intermediate Band Adjusting)	1	
964	66435J	Piston, [M41] (Forward Clutch)	1	
965	66435J	Piston, [M41] (Direct Clutch)	1	
967	66441J	Piston, [M41] (Low / Reverse Clutch)	1	
969	66807J	Piston, [M41] (Transfer Clutch)	1	
974	66718J	Spring, [M41] (Forward Clutch Return)	1	
975	66718J	Spring, [M41] (Direct Clutch Return)	1	

M41 / M41A

ILL#	PART#	DESCRIPTION	QTY	REF #
		HARD PARTS (Cont)		
977	66419J	Beveled Spring, [M41] (Low / Reverse Clutch Return)	1	
979	66718JA	Spring, [M41] (Transfer Clutch Return)	1	
984	66931J	Retainer, [M41] (Forward Clutch Spring)	1	
985	66932J	Retainer, [M41] (Direct Clutch Spring)	1	
989	66932JA	Retainer, [M41] (Transfer Clutch Spring)	1	
991	K66676J	Linkage, [M41] (With Park Rod) (Internal)	1	
992	66675J	Shift Lever, [M41] (External)	1	
995	K66678J	Park Pawl Assembly, [M41]	1	

NOTES:

NEW FROM TRANSGO®

Honda-LK

Lube Correction Kit-Fixes up to 6 transmissions.

Corrects/Prevents/Reduces:

Repeated Hot Trip Converter Blues. (Severe Converter Overheating)

Fits: The following Transmissions Only:

-Acura:

CL V6 Only: 98-03 M7ZA, BGFA, MGFA
3.2TL & TL: 99-09 B7VA, M7WA, B7WA, BDGA, BDHA
MDX: 01-09 MGHA, BGHA, MDKA, BDKA, BYFA.
RL: 05-08 MJBA

-Honda:

Accord V6 Only: 99-09 B7XA, BAYA, MAYA, B97A
Odyssey V6 Only: 99-09 B7TA, B7YA, BYBA, BGRA,
PGRA, P36A B36A
Pilot: 03-09 BVGA, PVLA, PVGA, P35A, P34A
Ridgeline: 06-09 BJFA, MJFA, PSFA

-Saturn: Vue: 04-07-MDRA, MDPA



Honda-LK2

Lube Correction Kit-Fixes up to 6 transmissions.

Corrects/Prevents/Reduces:

Repeated Hot Trip Converter Blues. (Severe Converter Overheating)


Fits: The following Transmissions Only:

-Acura:

CL 4Cyl: 97-99 A6VA, B6VA
RSX 4Cyl: 02-06 MRMA
TSX 4Cyl: 04-09 MCTA, MM7A

-Honda:

Accord V6: 95-97 MPZA
Accord 4 Cyl: 94-09 MPOA, AOYA, BOYA, BAXA,
MCLA, BCLA, M91A, B90A, MAXA
Odyssey 4 Cyl: 95-98 MPJA, MDWA
CRV: 97-09 M4TA, MDLA, MDMA, MRVA,
MCVA, MKZA, MKYA, GPPA, GPLA,
MZHA, MCJA, BZHA, BZJA
Civic: 96-09 A4RA, B4RA, B46A, M4RA,
BDRA, S4RA, BMXA, SLXA, SPCA
Element: 03-09 BZNA, BZKA, MZKA, MNZA



"It just ain't FIXED without it!"

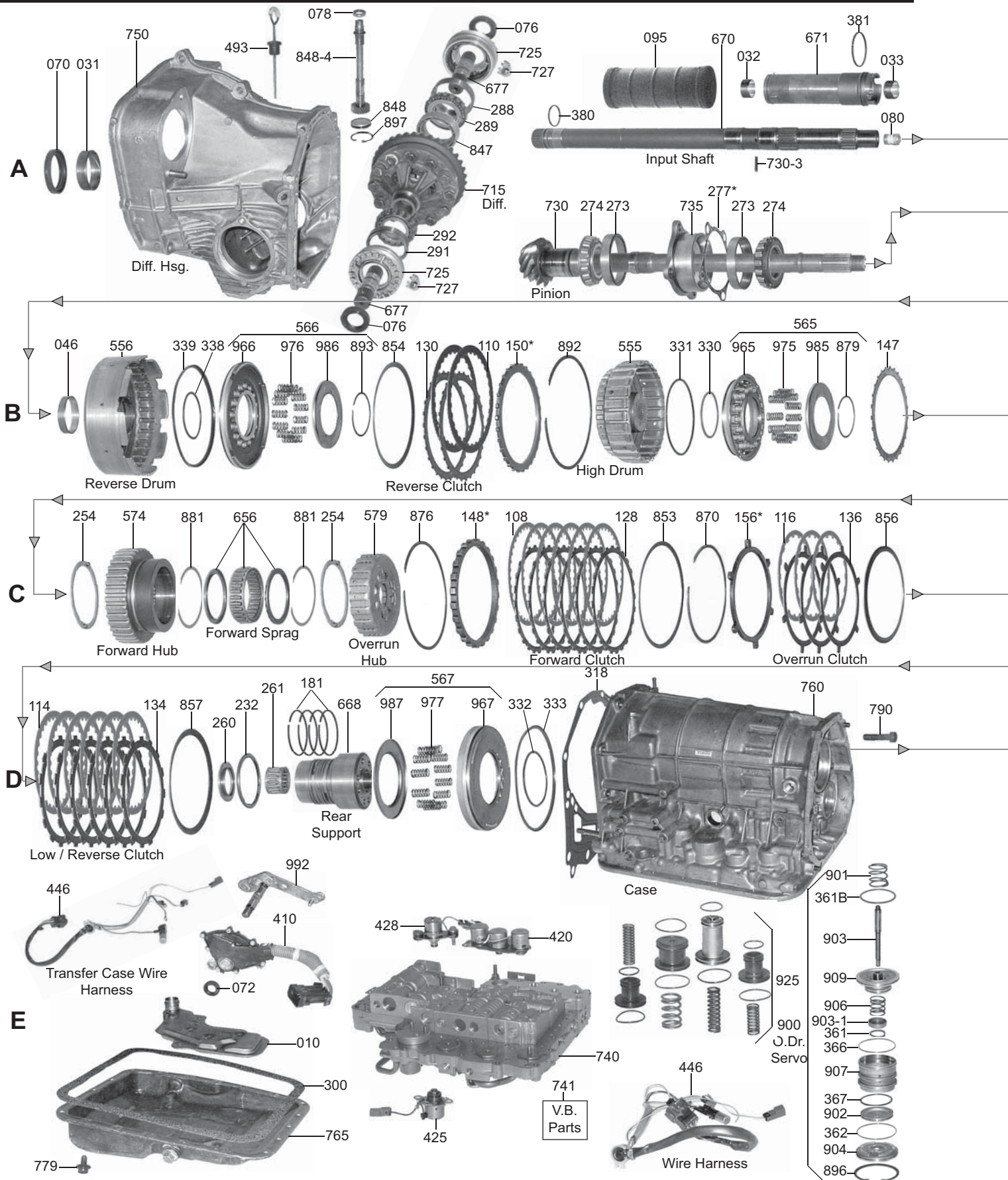
TRANSGO®

**Product Support
626-443-7451**




R4AX-EL [EC8/4EAT] 1987-98

4 Speed FWD / AWD



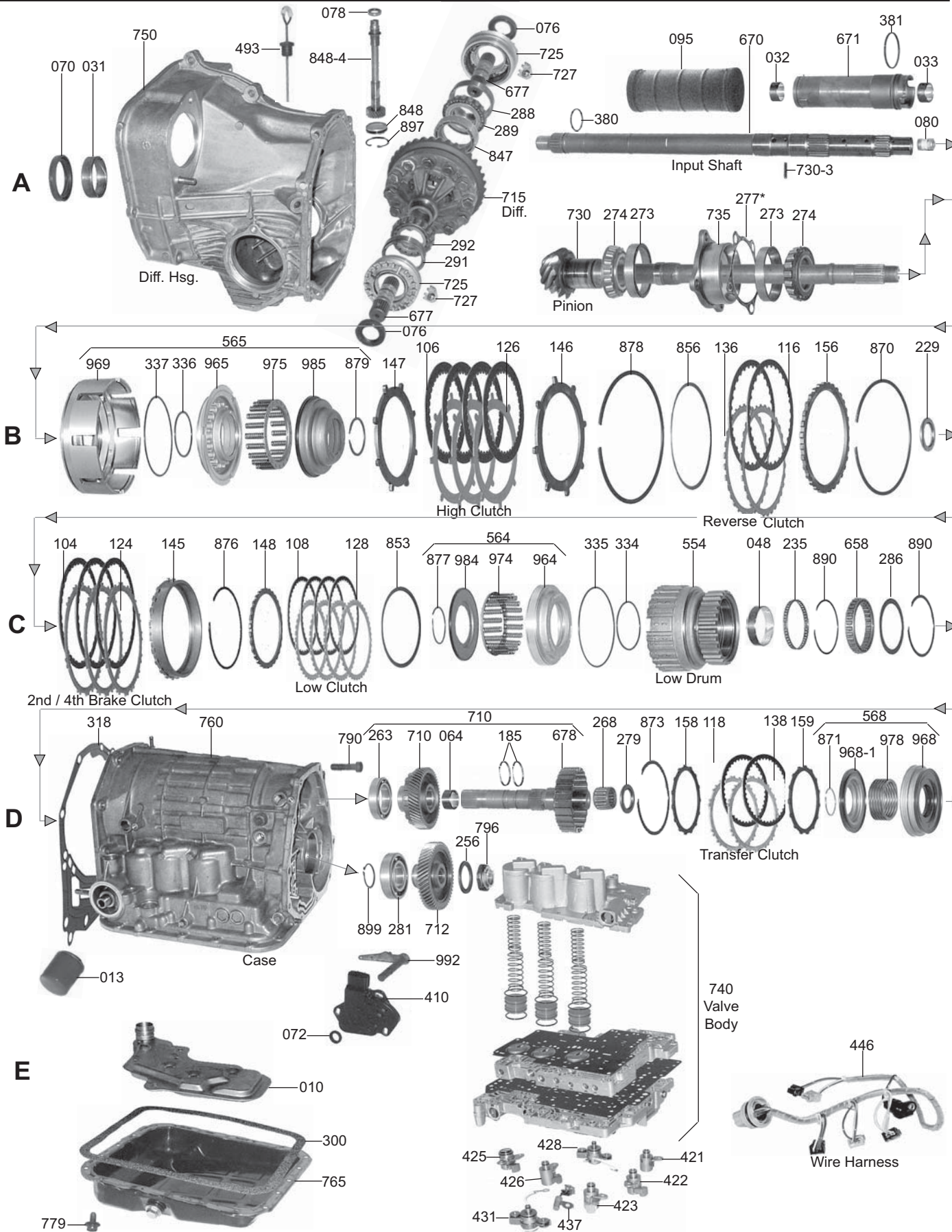
R4AX-EL [EC8/4EAT] 1987-98

4 Speed FWD / AWD



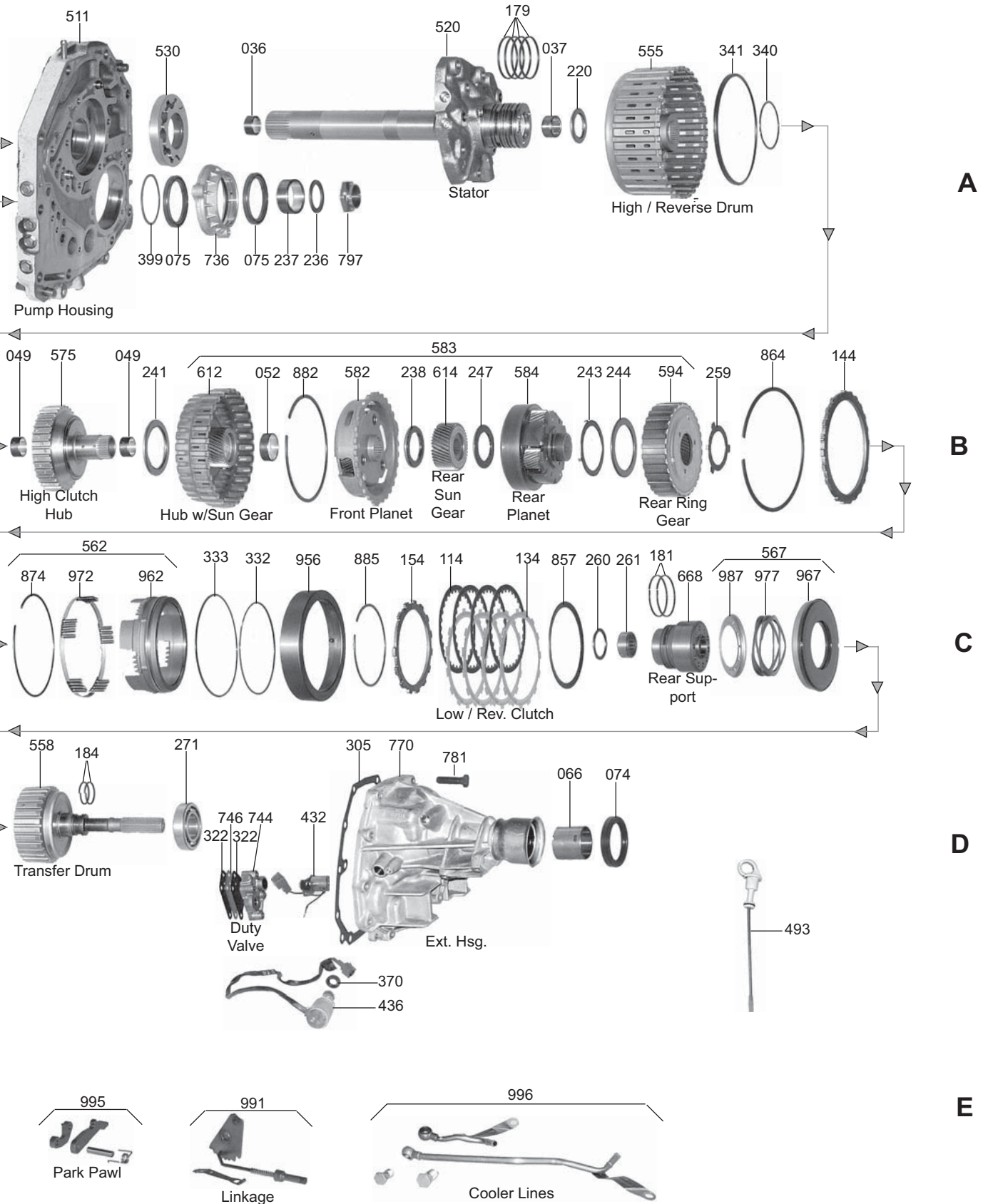
R4AX-EL [EC8/4EAT] 1999-UP

4 Speed FWD / AWD



R4AX-EL [EC8/4EAT] 1999-UP

4 Speed FWD / AWD



R4AX-EL [EC8/4EAT]

ILL#	PART#	DESCRIPTION	QTY	REF #
		OVERHAUL KITS		
	K69900J	Overhaul Kit, [EC8] (4-Speed) 1987-98	1	
	K69900N	Overhaul Kit, [EC8] (4-Speed) 7/1998-Up	1	
		MASTER L/STEELS KITS *(2WD WITHOUT TRANSFER PLATES)*		
	DK6900K-S	Master L/Steels Kit, [EC8] (Legacy>1990-91), (Loyale>1988-90), (XT>1987-91)	1	
	DK6900L-S	Master L/Steels Kit, [EC8] (Legacy & SVX>1992-95)	1	
	DK6900N-S	Master L/Steels Kit, [EC8] (Forester, Impreza, Legacy, Outback>7/1998-Up) (*Case has Screw on Filter)	1	
	DK6900W-S	Master L/Steels Kit, [EC8] (Legacy>1996-6/1998), (SVX>1996-97)	1	
	DK6900U-S	Master L/Steels Kit, [EC8] (Impreza>1993-95)	1	
	DK6900X-S	Master L/Steels Kit, [EC8] (Impreza>1996-6/1998)	1	
		MASTER L/STEELS KITS *(AWD WITH TRANSFER PLATES)*		
	DK6900J-S	Master L/Steels Kit, [EC8] (Legacy>1990-91), (Loyale>1988-90), (XT>1987-91)	1	
	DK6900JT-S	Master L/Steels Kit, [EC8] (Legacy & SVX>1992-95)	1	
	DK6900Q-S	Master L/Steels Kit, [EC8] (Forester, Impreza, Legacy, Outback>7/1998-Up) (*Case has Screw on Filter)	1	
	DK6900UT-S	Master L/Steels Kit, [EC8] (Impreza>1993-95)	1	
	DK6900V-S	Master L/Steels Kit, [EC8] (Legacy>1996-6/1998), (SVX>1996-97)	1	
	DK6900XT-S	Master L/Steels Kit, [EC8] (Impreza>1996-6/1998)	1	
		MASTER W/STEELS KITS *(2WD WITHOUT TRANSFER PLATES)*		
	DK6900K	Master W/Steels Kit, [EC8] (Legacy>1990-91), (Loyale>1988-90), (XT>1987-91)	1	
	DK6900L	Master W/Steels Kit, [EC8] (Legacy & SVX>1992-95)	1	
	DK6900N	Master W/Steels Kit, [EC8] (Forester, Impreza, Legacy, Outback>7/1998-Up) (*Case has Screw on Filter)	1	
	DK6900W	Master W/Steels Kit, [EC8] (Legacy>1996-6/1998), (SVX>1996-97)	1	
	DK6900U	Master W/Steels Kit, [EC8] (Impreza>1993-95)	1	
	DK6900X	Master W/Steels Kit, [EC8] (Impreza>1996-6/1998)	1	
		MASTER W/STEELS KITS *(AWD WITH TRANSFER PLATES)*		
	DK6900J	Master W/Steels Kit, [EC8] (Legacy>1990-91), (Loyale>1988-90), (XT>1987-91)	1	
	DK6900JT	Master W/Steels Kit, [EC8] (Legacy & SVX>1992-95)	1	
	DK6900Q	Master W/Steels Kit, [EC8] (Forester, Impreza, Legacy, Outback>7/1998-Up) (*Case has Screw on Filter)	1	
	DK6900UT	Master W/Steels Kit, [EC8] (Impreza) 1993-95	1	
	DK6900V	Master W/Steels Kit, [EC8] (Legacy>1996-6/98), (SVX>1996-97)	1	
	DK6900XT	Master W/Steels Kit, [EC8] (Impreza) 1996-6/98	1	
		FILTERS		
010	69710J	Filter, [EC8] (*All Except Below) 1987-98	1	31728-AA000
010	69710K	Filter, [EC8] (Legacy & SVX>1990-97), (Impreza>1993-97)	1	31728-AA011
010	69710L	Filter, [EC8] (Forester, Impreza, Outback, & Baja>7/1998-Up)	1	31728-AA050
013	69710M	Filter, [EC8] (Subaru) (Spin on) 1999-Up	1	38325-KA000
		FILTER KITS		
	FK69710J	Filter Kit, [EC8] (*All Except Below) 1987-98 (Cork)	1	
	FK69710K	Filter Kit, [EC8] (Legacy & SVX>1990-97), (Impreza>1993-97) (Cork)	1	
	FK69710L	Filter Kit, [EC8] (Forester, Impreza, Outback, & Baja>7/1998-Up)	1	
		BAND		
020	69700J	Band, [EC8] (Overdrive) (1-1/2" Wide) 1987-98	1	31630-AA020
		BUSHINGS		
	K69901A	Bushing Kit, [EC8] 1987-6/98	1	

R4AX-EL [EC8/4EAT]

ILL#	PART#	DESCRIPTION	QTY	REF #
		BUSHINGS (Cont)		
031	69005	Bushing, [EC8] (Converter Housing to Converter Hub) 1987-Up	1	
032	69018	Bushing, [EC8] (Pump Shaft) (Front) 1987-Up	1	
033	69019	Bushing, [EC8] (Pump Shaft) (Rear) 1987-Up	1	
036	69015	Bushing, [EC8] (Stator) (Front) 1987-Up	1	
037	69016	Bushing, [EC8] (Stator) (Rear) 1987-Up	1	
046	93005	Bushing, [EC8] (Reverse Drum) 1987-6/98	1	31513-21X00
048	69006	Bushing, [EC8] (Forward Drum) 1987-6/98	1	31405-41X05
049	93006	Bushing, [EC8] (High Clutch Hub) (Front & Rear) 1987-Up	2	31548-21X01
060	69011	Bushing, [EC8] (Ring Gear) 1987-6/98	1	31405-41X07
064	69017	Bushing, [EC8] (Output Shaft) 1987-Up	1	
066	69020	Bushing, [EC8] (Extension Housing) 1987-Up	1	
		METAL CLAD SEALS		
070	69208	Seal, [EC8] (Front) (Converter Housing) 1987-Up	1	8067-50030
072	69209	Seal, [EC8] (Linkage)	1	8067-16040
074	66557	Seal, [EC8] (Rear) (4x4) (Extension Housing) 1987-Up	1	8067-35190
075	69210	Seal, [EC8] (Oil Pump Retainer) 1987-Up	2	8067-52020
076	66547	Seal, [EC8] (Right Axle) 1987-03	1	8067-30032
076	66546	Seal, [EC8] (Left Axle) 1987-03	1	8067-30031
076	69546	Seal, [EC8] (Left Axle) 2004-Up	1	
076	69547	Seal, [EC8] (Right Axle) 2004-Up	1	
078	66554	Seal, [EC8] (Speed-O Shaft) 1987-98	1	8067-12100
095	69986	Seal, [EC8] (Front Pump Oil Pipe) 1987-98	1	31295-AA003
095	69986A	Seal, [EC8] (Front Pump Oil Pipe) 1999-Up	1	
096	69956J	Seal Pipe, [EC8] (Pinion) (4" Long) 1987-98	1	32296-AA041
		FRICTION CLUTCHES		
104	69107	Friction, [EC8] (2nd & 4th Brake Clutch) (.063") (30-Teeth) (6-9/16"OD) 1999-Up	3	31532-AA220
106	69106	Friction, [EC8] (High Clutch) (.062") (36-Teeth) (5-7/16"OD) 1999-Up (In High / Overrun Drum)	4	31532-AA150
106	93104C	Friction, [EC8] (High Clutch) (.063") (30-Teeth) 1987-Up	4-5	31532-21X05
108	69101	Friction, [EC8] (Forward Clutch) (.079") (36-Teeth) 1987-95	5-6	31532-AA060
108	69102	Friction, [EC8] (Forward Clutch) (.063") (36-Teeth) 1996-98	5	31532-41X16
108	69102A	Friction, [EC8] (Low Clutch) (.070") (30-Teeth) (5-7/16"OD) 1999-Up	6	31532-AA170
110	69105A	Friction, [EC8] (Reverse Clutch) (.079") (38-Teeth) 1997-98	2	31532-AA140
110	93100A	Friction, [EC8] (Reverse Clutch) (.078") (34-Teeth) 1987-91	2	31532-21X07
110	93100C	Friction, [EC8] (Reverse Clutch) (.078") (30-Teeth) 1992-96	2	31532-41X19
114	69104	Friction, [EC8] (Low / Reverse Clutch) (.078") (30-Teeth) 1987-94 (Coupe, Sedan, & Wagon>1988-89), (XT6>1988-91), (Loyale>1990-91), (Legacy Without Turbo>1990-92)	5-6	31662-AA050
114	69104B	Friction, [EC8] (Low / Reverse Clutch) (.063") (30-Teeth) (High Energy) 1991-Up (Legacy (With Turbo)>1991-94), (Legacy (Without Turbo)>1993-94)	6-8	31662-AA060
114	69104C	Friction, [EC8] (Low / Reverse Clutch) (.071") (30-Teeth) 4/1995-Up (SVX>1992-93)	5-7	31662-AA080
116	69103	Friction, [EC8] (Overrun Clutch) (.079") (18-Teeth) 1987-98	3	31532-41X13
116	69105	Friction, [EC8] (Reverse Clutch) (.063") (30-Teeth) 1999-Up	2	31532-AA180
118	69108	Friction, [EC8] (Transfer Case) (.078") (24-Teeth) 1987-93	5	31588-AA020
118	69108A	Friction, [EC8] (Transfer Case Clutch) (.071") (24-Teeth) 1991-98	6	31588-AA060
	69108B	Friction, [EC8] (Transfer Case Clutch) (.071") (50-Teeth)	AR	31588-AA070
		STEEL CLUTCHES		
124	69119	Steel, [EC8] (2nd & 4th Clutch) (.094") (23-Teeth) (5-5/8"ID) 1999-Up (Sits In the Case) (Missing 1-Tooth)	2	31536-AA142

R4AX-EL [EC8/4EAT]

ILL#	PART#	DESCRIPTION	QTY	REF #
		STEEL CLUTCHES (Cont)		
126	93107D	Steel, [EC8] (High Clutch) (.079") (27-Teeth) 1987-97	1-5	31536-41X03
126	69121	Steel, [EC8] (High Clutch) (.108") 1990-94	1-5	31666-AA030
126	93107C	Steel, [EC8] (High Clutch) (.118") (8-Teeth) 1987-97	3-4	31536-41X02
126	69116	Steel, [EC8] (High Clutch) (.078") (8-Teeth) (4-3/8"ID) 1999-Up	4	31536-AA220
128	69111	Steel, [EC8] (Forward Clutch) (.071") (24-Teeth) 1996-98	5	31536-41X13
128	69112	Steel, [EC8] (Forward Clutch) (.079") (24-Teeth) 1987-95	5-6	31536-41X12
128	69111A	Steel, [EC8] (Low Clutch) (.055") (30-Teeth) (4-13/16"ID) 1999-Up (In Low Drum With Sprag)	5-6	31536-AA200
130	93102A	Steel, [EC8] (Reverse Clutch) (.079") (5.300"ID) (30-Teeth) 1987-91	1-2	31536-21X00
130	93102B	Steel, [EC8] (Reverse Clutch) (.079") (5.090"ID) (30-Teeth) 1992-98	2	31536-41X14
134	69114	Steel, [EC8] (Low / Reverse Clutch) (.079") (14-Teeth) 1987-94	6	31666-41X01
134	69114C	Steel, [EC8] (Low / Reverse Clutch) (.051") (14-Teeth) 1987-98	AR	
134	69114B	Steel, [EC8] (Low / Reverse Clutch) (.071") (14-Teeth) 1989-94	6-8	31666-AA030
134	69114D	Steel, [EC8] (Low / Reverse Clutch) (.063") (14-Teeth) 1992-98	5	31666-AA060
136	69113	Steel, [EC8] (Overrun Clutch) (.079") (6-Teeth) 1987-Up	3	31536-41X10
136	69113A	Steel, [EC8] (Overrun Clutch) (.086") (6-Teeth) 1987-Up	AR	31532-51X02
136	69113D	Steel, [EC8] (Reverse Clutch) (.062") (32-Teeth) (5-3/16"ID) 1999-Up	2	
138	69118	Steel, [EC8] (Transfer Clutch) (.071")	5	31589-AA030
138	69118A	Steel, [EC8] (Transfer Clutch) (.063") (30-Teeth) 1991-Up	4-6	31589-AA041
		CLUTCH PRESSURE PLATES		
146	69717	Pressure Plate, [EC8] (High Clutch) (*Selective 3.6mm - 5.0mm) 1987-98	1	
146	69717A	Pressure Plate, [EC8] (High Clutch) (.149") (24-Wide Teeth) 1995-98	1	
146	69717B	Pressure Plate, [EC8] (High Clutch) (4.84mm) (8-Teeth) (4-3/8"ID) 1999-Up	1	
147	69717C	Apply Plate, [EC8] (High Clutch) (3.59mm) (8-Teeth) (4-3/8"ID) 1999-Up	1	
148	69714-F	Pressure Plate, [EC8] (Forward Clutch) (*Selective 8.0mm - 9.2mm) 1987-98	1	
148	69718	Pressure Plate, [EC8] (Low Clutch) (30-Teeth) (3.76mm) (4-13/16"ID) (In Low / Reverse Drum With Sprag) 1999-Up	1	
150	69720	Pressure Plate, [EC8] (Reverse Clutch) (*Selective 4.6mm - 5.4mm) (30-Teeth) (5.345"ID) 1987-92	1	
150	69721	Pressure Plate, [EC8] (Reverse Clutch) (*Selective 4.6mm - 5.8mm) (30-Teeth) (5.080"ID) 1992-98	1	
154	69716A	Pressure Plate, [EC8] (Low / Reverse Clutch) (*Selective 6.5mm - 8.4mm) 1987-Up	1	
156	69715A	Pressure Plate, [EC8] (Overrun Clutch) (*Selective 8.0mm - 9.2mm) 1987-98	1	
158	69719	Pressure Plate, [EC8] (Transfer Clutch) (3.24mm) 1987-Up	1	
		VALVE BODY KIT		
	K69908	Shift Kit, [EC8] (Subaru) (4-Speed Electronic)	1	Transgo
		OIL SEALING RINGS		
	K69901J	Ring Kit, [EC8] (Teflon) 1987-98	1	
	K69901N	Ring Kit, [EC8] (Teflon) 1999-Up	1	
		WASHERS & BEARINGS		
	K69907J	Washer Kit, [EC8] 1987-98	1	
211	93400	Washer, [EC8] (Stator to Reverse Drum) (.035") (Plastic) 1987-98	1	31528-21X01
211	93400C	Washer, [EC8] (Stator to Reverse Drum) (.040") (Plastic) 1987-98	1	31528-21X02
211	93400A	Washer, [EC8] (Stator to Reverse Drum) (.051") (Plastic) 1987-98	1	31528-21X03
211	93400B	Washer, [EC8] (Stator to Reverse Drum) (.067") (Plastic) 1987-98	1	31528-21X05
220	69408B	Bearing W/Race, [EC8] (Stator to High Drum) (1.840"OD) 1987-98	1	
220	69408BA	Bearing W/Race, [EC8] (Stator to High / Overrun Drum) (1.880"OD) 1999-Up	1	
221	93404	Race, [EC8] (Stator to High Drum) 1987-98	1	

R4AX-EL [EC8/4EAT]

ILL#	PART#	DESCRIPTION	QTY	REF #
		WASHERS & BEARINGS (Cont)		
229	69831	Bearing W/Race, [EC8] (High Hub to High Drum) (.125" Thick) (*Also Fits High Hub to Shell)	1	806535020
229	69831A	Bearing W/Race, [EC8] (High / Overrun Drum to Hub) 1999-Up	1	
232	69826	Bearing, [EC8] (Forward Clutch Drum to Rear Support) 1987-98	1	806542010
235	69822A	Roller Cage Bearing, [EC8] (Forward Clutch Drum to Support) 1987-Up	1	
236	69424	Washer, [EC8] (Under Front Pinion Nut) 1987-Up	1	
238	69412	Bearing, [EC8] (Front Planet to Rear Sun Gear) 1987-98	1	31407-41X08
238	69412	Bearing W/Race, [EC8] (Front Planet to Rear Sun Gear) 1999-Up	1	31407-41X08
241	69833	Bearing, [EC8] (High Clutch Hub to Drive Shell) 1987-98	1	
241	69833A	Bearing W/Race, [EC8] (Hub With Sun Gear) (Both Sides) 1999-Up	1	
243	69411	Race, [EC8] (Rear Planet to Ring Gear) 1999-Up	1	31464-21X00
244	69411B	Bearing W/Race, [EC8] (Shell to Front Planet) 1987-98	1	31435-21X00
244	69411B	Bearing W/Race, [EC8] (Rear Planet to Ring Gear) 1999-Up	1	31435-21X00
244	69411B	Bearing W/Race, [EC8] (Shell to Front Planet) 1987-98 (*Also Rear Planet to Ring Gear 1987-98)	1-2	31435-21X00
247	62445	Bearing, [EC8] (Rear Sun Gear to Rear Planet) 1987-98	1	
247	69425	Bearing, [EC8] (Rear Sun Gear to Rear Planet) (*Stays in Planet) 1999-Up	1	
254	69414	Washer, [EC8] (Rear Planet Ring Gear to Clutch Hub) (Plastic) 1987-98	1	31508-41X00
256	69426	Washer, [EC8] (Under Driven Transfer Gear Nut) (Pinion Shaft) 1987-Up	1	
260	69417	Bearing W/Races, [EC8] (Rear Hub to Rear Support) 1987-98	1	31407-41X11
260	69417A	Bearing W/Race, [EC8] (Rear Hub to Rear Support) 1999-Up	1	
263	69427	Ball Bearing, [EC8] (Drive Transfer Gear) 1987-98	1	
263	69427A	Ball Bearing, [EC8] (Drive Transfer Gear) 1999-Up (Narrow Single Roll Ball Bearing) (Cast # 6010-N)	1	
268	69428	Caged Needle Bearing, [EC8] (Output Shaft to Transfer Drum) 1987-Up	1	
271	69429	Ball Bearing, [EC8] (Output Shaft to Extension Housing) (3.340"OD) 1987-98	1	
271	69429A	Ball Bearing, [EC8] (Output Shaft to Extension Housing) (3.150"OD) 1999-Up (*Also Driven Transfer Gear)	1-2	
272	69430	Shim, [EC8] (Gear # 271 to Extension Housing) (.005") 1987-98	1	
274	69431	Bearing, [EC8] (Pinion to Retainer) 1987-Up	2	
277	69432	Shim, [EC8] (Under Pinion Shaft) 1987-Up	1	
279	69433	Bearing, [EC8] (Drive Gear to Transfer Clutch Drum) 1987-Up	1	
281	69434	Ball Bearing, [EC8] (Driven Transfer Gear) 1987-98	2	
281	69429A	Ball Bearing, [EC8] (Driven Transfer Gear) 1999-Up	1	
286	69824	Washer, [EC8] (Low Sprag) 1987-Up	1	
		GASKETS & RUBBER COMPONENTS		
300	69503	Gasket, [EC8] (Bottom Pan) 1987-98	1	31397AA040
300	69504	Gasket, [EC8] (Bottom Pan) 1999-Up	1	
305	69507J	Gasket, [EC8] (Extension Housing) (Paper) 1987-6/1998	1	
305	69507N	Gasket, [EC8] (Extension Housing) (Metal) 7/1998-01	1	
		TECHNICAL MANUAL		
	TMSUBARU-4	Technical Manual, [EC8] (4-Speed) (Subaru)	1	ATSG
		ELECTRICAL COMPONENTS		
410	69973J	Switch, [EC8] (Neutral Safety) 1987-98	1	
410	69973N	Switch, [EC8] (Neutral Safety) 1999-Up	1	
420	69976	Solenoid Assembly, [EC8] (4-Solenoid) 1987-98	1	
421	69971N	Solenoid, [EC8] (Shift #1) (Green Connector) 7/1998-Up	1	
422	69972N	Solenoid, [EC8] (Shift #2) (Yellow Connector) 7/1998-Up	1	
423	69974N	Solenoid, [EC8] (2-4 Brake Timing) (Black Connector) 7/1998-Up	1	

R4AX-EL [EC8/4EAT]

ILL#	PART#	DESCRIPTION	QTY	REF #
		ELECTRICAL COMPONENTS (Cont)		
425	69973M	Solenoid, [EC8] (Lock-Up) 1987-98	1	
425	69973N	Solenoid, [EC8] (Lock-Up) (TCC) (Blue Connector) 7/1998-Up	1	
426	69977N	Solenoid, [EC8] (Low Clutch Timing) (Gray Connector) 7/1998-Up	1	
428	69975N	Solenoid, [EC8] (EPC) (Red Connector) 7/1998-Up	1	
431	69975N	Solenoid, [EC8] (2-4 Brake Duty) (Red Connector) 7/1998-Up	1	
432	69979M	Solenoid, [EC8] (Duty) 1987-98	1	
432	69979N	Solenoid, [EC8] (Duty) 1999-Up	1	
436	69969J	Sensor, [EC8] (Speed) 1987-98	1	
446	69995J	Wire Harness, [EC8] (Internal) 1987-98	1	
446	69995N	Wire Harness, [EC8] (Internal) 1999-Up	1	
		HARD PARTS		
	69912J	Pump, [EC8] (Complete) 1987-98	1	
511	69911J	Housing, [EC8] (Pump) (Case Cover) (Less Rotor Kit) 1987-98	1	
511	69911N	Housing, [EC8] (Pump) (Case Cover) (Less Pump Gears) 1999-Up	1	
520	69910J	Stator, [EC8] (Pump Support) (2-Bushing Type) (10-Bolt) 1987-98	1	
520	69910JA	Stator, [EC8] (Pump Support) (3-Bushing Type) (10-Bolt) 1987-98	1	
520	69910N	Stator, [EC8] (Pump Support) (8-Bolt) 1999-Up	1	
		PUMP COMPONENTS		
530	K69201N	Gear Set, [EC8] (Pump) (With Milled Flat Inner Gear) 1999-Up	1	
531	K69802	Rotor Kit, [EC8] (Pump) (Vaness, Rotor, Rings, Spring, & Slide) 1987-98	1	
		HARD PARTS (Cont)		
554	69941J	Drum, [EC8] (Forward Clutch With Hub) 1987-98	1	31533AA000
554	69941N	Drum, [EC8] (Low Clutch With Hub) 1999-Up	1	
555	69942	Drum, [EC8] (High Clutch) (27-Teeth Steels) (3-5 Clutch) (5-3/4"OD) (34-Teeth Reverse Hub) 1987-91	1	31541-21X05
555	69942A	Drum, [EC8] (High Clutch) (27-Teeth Steels) (3-5 Clutch) (30-Teeth Reverse Hub) 1992-96	1	
555	69942J	Drum, [EC8] (High Clutch) (24-Teeth Steels) (38-Teeth Reverse Clutch Hub) 1997-98	1	31541AA000
555	69942N	Drum, [EC8] (High / Reverse Clutch) 1999-Up	1	
556	69943	Drum, [EC8] (Reverse Clutch) (6-5/8"OD) (2 Clutch) 1987-98	1	31511AA000
558	69851	Drum, [EC8] (Transfer Clutch) (5 Clutch) (*Retainer has no Seal) 1987-89	1	31591-41X00
558	69851A	Drum, [EC8] (Transfer Clutch) (6 Clutch) (*Retainer has Molded Rubber) 1990-98	1	33123AA020
558	69851N	Drum, [EC8] (Transfer Clutch) (6 Clutch) 1999-Up	1	
564	K69941J	Piston & Drum Kit, [EC8] (Forward Clutch) 1987-98	1	31550AA000
574	69845	Clutch Hub, [EC8] (Forward Clutch With Race) 1987-98	1	31550AA000
575	69832	Clutch Hub, [EC8] (High Clutch) 1987-98 (*Uses .125" Thick Bearing #229)	1	
575	69832N	Clutch Hub, [EC8] (High Clutch) 1998-Up	1	31591-41X00
579	69944	Clutch Hub, [EC8] (Overrun Clutch) (4-5/8"OD) 1987-98	1	31436AA036
582	69982	Planet, [EC8] (Front) (3-Pinion) 1987-98	1	
582	69982N	Planet, [EC8] (Front) 1999-Up	1	
583	K69982J	Planet Kit, [EC8] (Front & Rear) (With #622 to #594) (42-Teeth Rear Sun Gear With 4-Notches) (Shell has 33-Teeth) (1.885"OD) (8-Lugs) 1987-98 (*Leave #052 Bushing out for Added Lube)	1	
583	K69982K	Planet Kit, [EC8] (Front & Rear) (With #622 to #594) (37-Teeth Rear Sun Gear) 1987-98	1	
583	K69982N	Planet Kit, [EC8] (37-Teeth Rear Sun Gear) (Contains: #612 to #594) 1999-Up	1	
583	K69982NA	Planet Kit, [EC8] (42-Teeth Rear Sun Gear) (Contains: #612 to #594) 1999-Up	1	
584	69983J	Planet, [EC8] (Rear) 1987-Up (42-Teeth Rear Sun Gear) (*Can use K69982J for 1987-98 & K69982N for 1999-Up)	1	
584	69983A	Planet, [EC8] (Rear) 1987-Up (37-Teeth Rear Sun Gear) (*Can use K69982K for 1987-98 & K69982NA for 1999-Up)	1	

R4AX-EL [EC8/4EAT]

ILL#	PART#	DESCRIPTION	QTY	REF #
		HARD PARTS (Cont)		
594	69842	Ring Gear, [EC8] (Rear) (With Race) 1987-98	1	31450-41X00
594	69842N	Ring Gear, [EC8] (Rear) 1999-Up	1	
612	69834N	Sun Gear W/Hub, [EC8] (Front Planet) (33-Teeth Sun Gear) 1999-Up	1	
614	69838	Sun Gear, [EC8] (Rear) (42-Teeth) 1987-98	1	31463AA020
614	69838A	Sun Gear, [EC8] (Rear) (37-Teeth) 1987-98	1	
614	69838N	Sun Gear, [EC8] (Rear) (With 6-Notches on Front Side) (37-Teeth) 1999-Up	1	
614	69838NA	Sun Gear, [EC8] (Rear) (37-Teeth) 1999-Up	1	
622	69834	Shell, [EC8] (With Sun Gear) (33-Teeth Sun Gear) 1987-98	1	31459AA050
		SPRAGS & ONE WAY CLUTCHES		
656	69727	Sprag, [EC8] (3rd Clutch) (28-Elements)	1	31435AA000
658	69728A	Sprag, [EC8] (Low) (34-Elements) (.404" Wide) 1987-Up	1	
668	69732	Inner Race, [EC8] (Rear Support) (Sprag Race) 1987-98	1	31413AA000
668	69732N	Inner Race, [EC8] (Rear Support) (Sprag Race) 1999-Up	1	
		HARD PARTS (Cont)		
670	69806J	Input Shaft, [EC8] (18-1/4" Long) 1987-98	1	
670	69806JA	Input Shaft, [EC8] (18-5/8" Long) 1987-98	1	
670	69806N	Input Shaft, [EC8] (18-5/16" Long) 1999-Up	1	
670	69806NA	Input Shaft, [EC8] (19-3/16" Long) 1999-Up	1	
671	69956HP	Pump Shaft Hub, [EC8] (2-Slots For Inner Pump Gear) 1987-98	1	
671	69956N	Pump Shaft Hub, [EC8] (2-Flats For Inner Pump Gear) 1999-Up	1	
677	69818	Shaft, [EC8] (Axle) 1987-98	2	38415AA030
677	69818N	Shaft, [EC8] (Axle) 1999-Up	2	
710	69985	Gear, [EC8] (Reduction Drive) (47-Teeth With Shaft) (4x4) 1987-98	1	31441AA000
710	69985J	Gear, [EC8] (Reduction Drive) (53-Teeth With Shaft) (4x4) 1987-98	1	
710	69985N	Gear, [EC8] (Reduction Drive) (53-Teeth With Shaft) (4x4) 1999-Up	1	
710	69985NA	Gear, [EC8] (Reduction Drive) (47-Teeth With Shaft) (2WD) 1987-98	1	
710	69985JA	Gear, [EC8] (Reduction Drive) (53-Teeth With Shaft) (2WD) 1987-98	1	
712	69852	Gear, [EC8] (Driven Transfer) (47-Teeth) 1987-98	1	
712	69852J	Gear, [EC8] (Driven Transfer) (53-Teeth) 1987-98	1	
712	69852JA	Gear, [EC8] (Driven Transfer) (45-Teeth) 1987-98	1	
712	69852JB	Gear, [EC8] (Driven Transfer) (46-Teeth) 1987-98	1	
712	69852N	Gear, [EC8] (Driven Transfer) (53-Teeth) 1999-Up	1	
715	69820	Differential, [EC8] (37-Teeth) 1987-98	1	
715	69820J	Differential, [EC8] (39-Teeth) 1987-98	1	
715	69820JA	Differential, [EC8] (40-Teeth) 1987-98	1	
715	69820N	Differential, [EC8] (37-Teeth) 1999-Up	1	
715	69820NA	Differential, [EC8] (38-Teeth) 1999-Up	1	
715	69820NB	Differential, [EC8] (39-Teeth) 1999-Up	1	
715	69820NC	Differential, [EC8] (40-Teeth) 1999-Up	1	
725	69819	Retainer, [EC8] (Differential Bearing) (Both Sides) 1987-98	2	38342AA030
725	69819N	Retainer, [EC8] (Differential Bearing) (Drivers Side) 1999-Up	1	
725	69819NA	Retainer, [EC8] (Differential Bearing) (Passengers Side) (Adjuster) 1999-Up	1	
730	69813	Pinion Shaft, [EC8] (9-Teeth) 1987-98 (11-1/2" or 14-7/8" From End of Shaft to Bearing Threads)	1	
730	69813J	Pinion Shaft, [EC8] (10-Teeth) 1987-98 (11-1/2" or 14-7/8" From End of Shaft to Bearing Threads)	1	
730	69813JA	Pinion Shaft, [EC8] (11-Teeth) 1987-98 (11-1/2" or 14-7/8" From End of Shaft to Bearing Threads)	1	

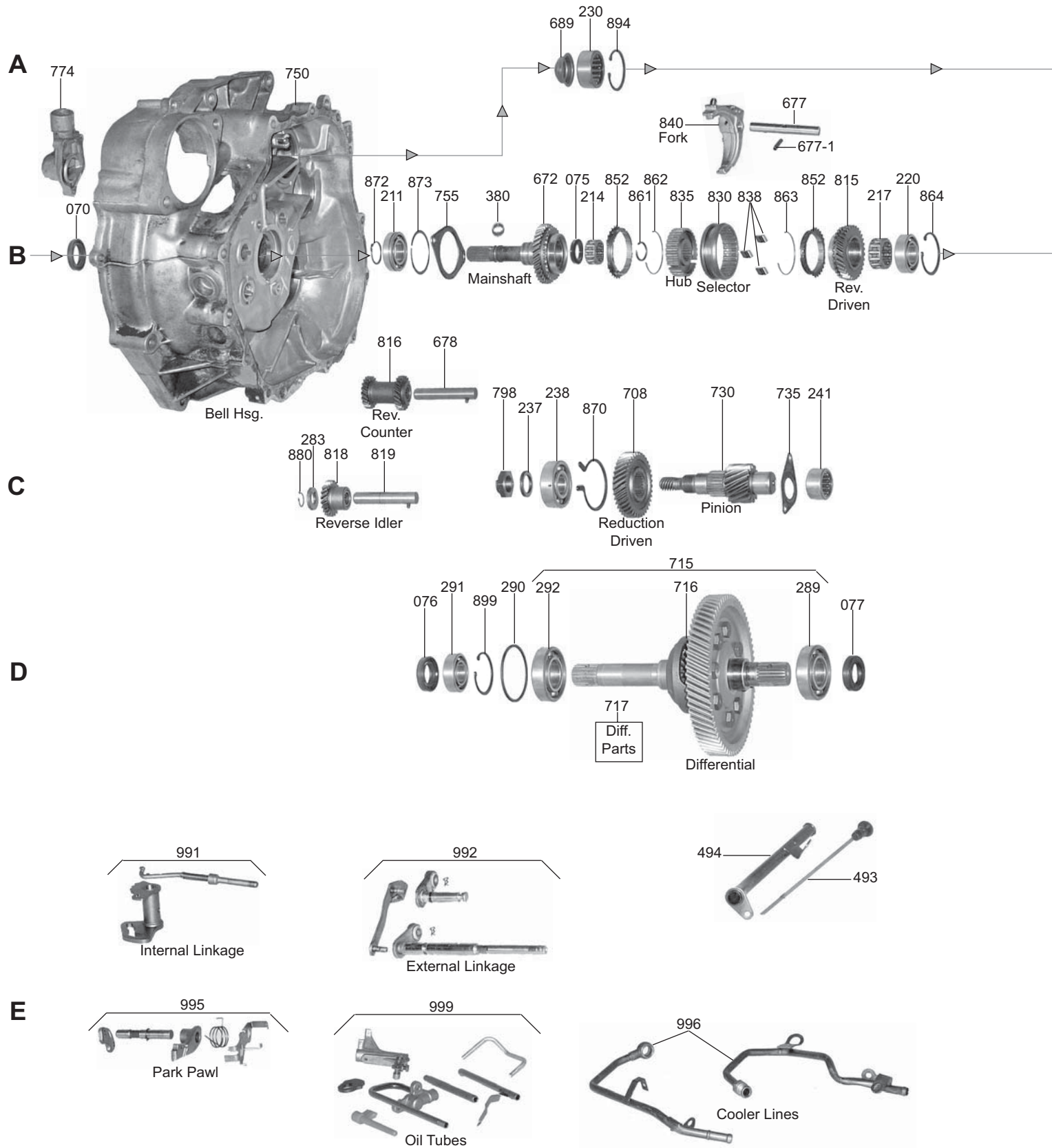
R4AX-EL [EC8/4EAT]

ILL#	PART#	DESCRIPTION	QTY	REF #
		HARD PARTS (Cont)		
730	69813N	Pinion Shaft, [EC8] (9-Teeth) 1999-Up	1	
730	69813NA	Pinion Shaft, [EC8] (10-Teeth) 1999-Up	1	
735	69816	Retainer, [EC8] (Pinion) (Cast Iron) (4-Bolt) 1987-98	1	31348AA000
735	69816N	Retainer, [EC8] (Pinion) (Cast Iron) (4-Bolt) 1999-Up	1	
736	69816J	Retainer, [EC8] (Pinion Seal) (3-Bolt) (Aluminum) 1987-98	1	
736	69816NA	Retainer, [EC8] (Pinion Seal) (3-Bolt) (Aluminum) 1999-Up	1	
		VALVE BODIES		
740	69812J	Valve Body, [EC8] (5-Solenoids) (With Tubes) 1987-98	1	
740	69812JA	Valve Body, [EC8] (5-Solenoids) (Without Tube) 1987-98	1	
740	69812N	Valve Body, [EC8] (7-Solenoids) (Cast # 214074) 1999-Up	1	
740	69812NA	Valve Body, [EC8] (7-Solenoids) (Cast # 214087) 1999-Up (*Uses 7-Solenoids, but has an extra Solenoid Hole Without Solenoid*)	1	
740	69812NB	Valve Body, [EC8] (8-Solenoids) (Cast # 214087) 1999-Up	1	
744	69812NC	Duty Valve Assembly, [EC8] (Bolts to Rear of Case) 1999-Up	1	
		HARD PARTS (Cont)		
750	69808J	Bell Housing, [EC8] (With Push-In Dipstick) (*Top Bolt Hole 7-3/8" or 8-3/8" Apart) 1987-98	1	
750	69808JA	Bell Housing, [EC8] (With Screw-In Dipstick) (*Top Bolt Hole 7-3/8" or 8-3/8" Apart) 1987-98	1	
750	69808N	Bell Housing, [EC8] (With Speed-O Hole) 1999-Up	1	
750	69808NA	Bell housing, [EC8] (Without Speed-O Hole) 1999-Up	1	
760	69701J	Case, [EC8] 1987-98	1	
760	69701N	Case, [EC8] (With Screw-on Filter) 1999-Up	1	
765	69817	Pan, [EC8] (Coupe, Sedan, Wagon, Loyale, XT, XT6>1987-92)	1	
765	69817A	Pan, [EC8] (Legacy, SVX, Impreza>1990-98)	1	
765	69817N	Pan, [EC8] 1999-Up	1	
770	69853	Extension Housing, [EC8] (4x4) ("V" Shaped Mount) (*Mount Holes are 3-3/4" or 4-3/4" Apart) 1987-98	1	32130AA030
770	69853A	Extension Housing, [EC8] (4x4) (Flat Mount) (*Mount Holes are 3-1/4" Apart) 1987-98	1	32130AA040
770	69854	Extension Housing, [EC8] (2WD) (Rear Cover) 1987-98	1	32134AA000
770	69853N	Extension Housing, [EC8] (4x4) (1-1/8" From Gasket to Speed-O) 1999-Up	1	
770	69853NA	Extension Housing, [EC8] (4x4) (4-3/8" From Gasket to Speed-O) 1999-Up	1	
796	69948J	Nut, [EC8] (Driven Transfer Gear) 1987-Up	1	
796	69948JA	Nut, [EC8] (Holds Collar to Pinion Shaft) 1987-Up	1	
853	69810J	Cushion Spring, [EC8] (Forward Clutch) 1987-98	1	
853	69810N	Cushion Spring, [EC8] (Low Clutch) 1999-Up	1	
854	69811J	Cushion Spring, [EC8] (Reverse Clutch) 1987-98	1	
856	69810JA	Cushion Spring, [EC8] (Overrun Clutch) 1987-98	1	
856	69810NA	Cushion Spring, [EC8] (Overrun Clutch) 1999-Up	1	
857	69813J	Cushion Spring, [EC8] (Low / Reverse Clutch) (.090") (*Takes 2) 1987-98	2	
857	69813N	Cushion Spring, [EC8] (Low / Reverse Clutch) (.070") 1999-Up	1	
900	69811J	Servo Assembly, [EC8] (Overdrive Band) 1987-98	1	
925	K69985J	Accumulator Assembly, [EC8] 1987-98	1	
962	69925N	Piston, [EC8] (2nd & 4th Brake Clutch) 1999-Up	1	
964	69920J	Piston, [EC8] (Forward Clutch) 1987-98	1	
964	69920N	Piston, [EC8] (Low Clutch) 1999-Up	1	
965	69921J	Piston, [EC8] (High Clutch) 1987-98	1	
965	69921N	Piston, [EC8] (High Clutch) 1999-Up	1	
966	69922J	Piston, [EC8] (Reverse Clutch) 1987-98	1	

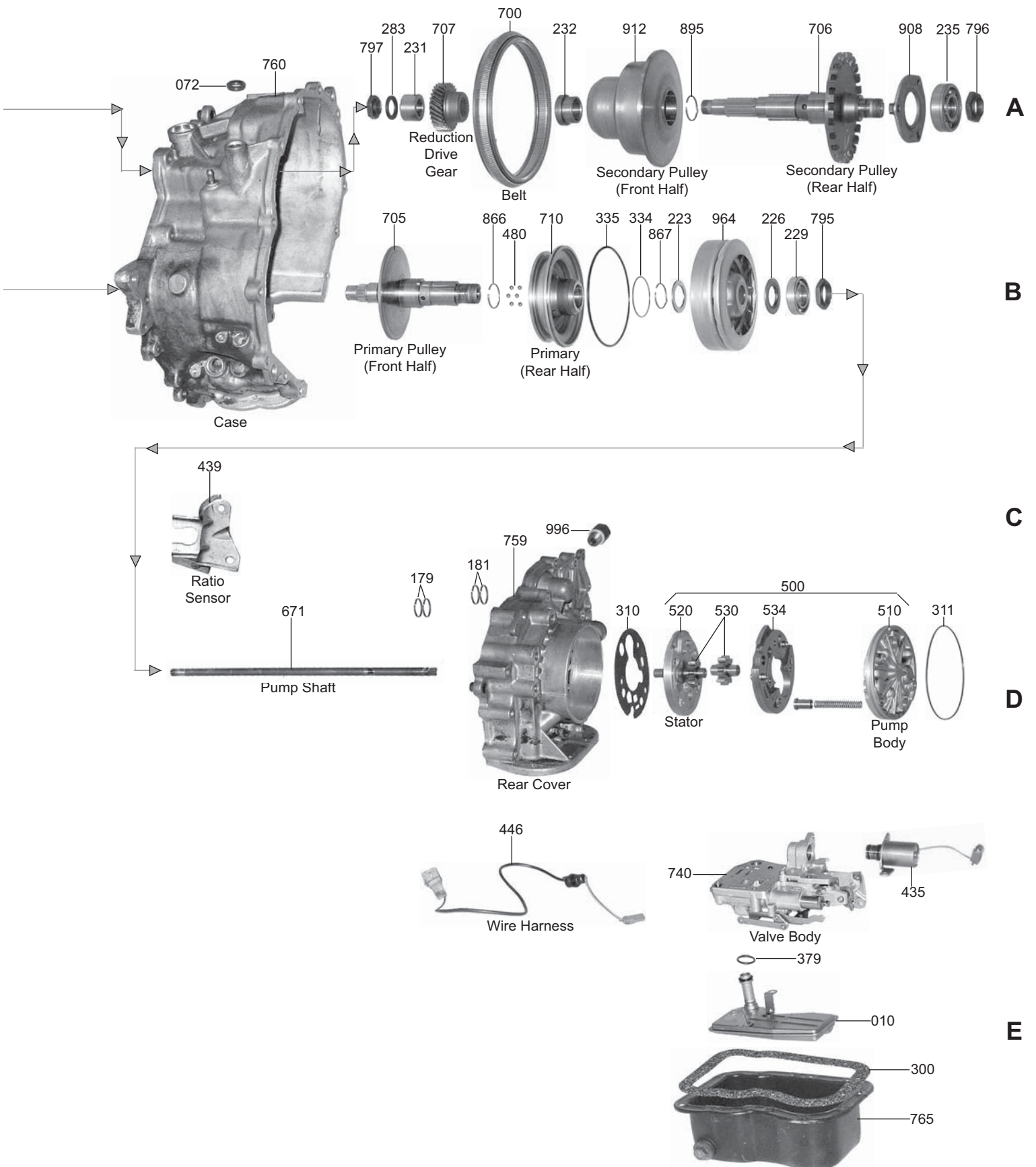
R4AX-EL [EC8/4EAT]

ILL#	PART#	DESCRIPTION	QTY	REF #
		HARD PARTS (Cont)		
967	69828	Piston, [EC8] (Low / Reverse Clutch) 1987-98	1	31643AA010
967	69828A	Piston, [EC8] (Low / Reverse Clutch) 1999-Up	1	31643AA170
968	69855	Piston, [EC8] (Transfer Clutch) 1987-98	1	33143AA080
968	69856	Piston, [EC8] (Transfer Clutch) (Outer, Molded) 1999-Up	1	33283AA000
968	69856A	Piston, [EC8] (Transfer Clutch) (Inner, Molded) 1999-Up	1	33283AA010
969	69924J	Piston, [EC8] (Overrun Clutch) (In Forward Drum) 1987-98	1	
969	69924N	Piston, [EC8] (Overrun Clutch) (In High / Overrun Drum) 1999-Up	1	
972	69939N	Spring W/Retainer, [EC8] (2nd & 4th Brake Clutch Return) 1999-Up	1	
974	69930J	Spring, [EC8] (Forward Clutch Return) 1987-98	1	
974	69930N	Spring W/Retainer, [EC8] (Low Clutch Return) 1999-Up	1	
975	69931J	Spring, [EC8] (High Clutch Return) 1987-98	1	
975	69931N	Spring W/Retainer, [EC8] (High / Overrun Clutch Return) 1999-Up	1	
976	69932J	Spring, [EC8] (Reverse Clutch Return) 1987-98	1	
977	69933J	Spring, [EC8] (Low / Reverse Clutch Return) 1987-98	1	
977	69933N	Spring, [EC8] (Low / Reverse Clutch Return) (Spiral) 1999-Up	1	
978	69940J	Retainer W/Spring, [EC8] (Transfer Clutch) 1987-98	1	
978	69940N	Spring, [EC8] (Transfer Clutch) (Spiral) 1999-Up	1	
984	69935J	Retainer, [EC8] (Forward Clutch Spring) 1987-98	1	
984	69935N	Retainer, [EC8] (Low Clutch) (With Molded Rubber) 1999-Up	1	
985	69857	Retainer, [EC8] (High Clutch Spring) 1987-98	1	
985	69936N	Retainer, [EC8] (High / Overrun Clutch) (With Molded Rubber) 1999-Up	1	
986	69937J	Retainer, [EC8] (Reverse Clutch Spring) 1987-98	1	
987	69938J	Retainer, [EC8] (Low / Reverse Clutch Spring) 1987-98	1	
987	69938N	Retainer, [EC8] (Low / Reverse Clutch Spring) 1999-Up	1	

NOTES:



FWD CVT



ECVT

ILL#	PART#	DESCRIPTION	QTY	REF #
		OVERHAUL KIT		
	K43900	Overhaul Kit, [ECVT] (Subaru, Justy) 1987-94	1	31728KA030
		FILTER		
010	43710	Filter, [ECVT] (Subaru, Justy) 1989-94	1	
		FILTER KIT		
	FK43710	Filter Kit, [ECVT] (Subaru, Justy) 1989-94	1	
		METAL CLAD SEALS		
070	43154	Seal, [ECVT] (Front)	1	806728070
072	43152	Seal, [ECVT] (Manual Shaft)	1	806716020
073	43159	Seal, [ECVT] (Shift Lever)	1	31317KA000
077	43153	Seal, [ECVT] (Axle) (Right Side) (With Left spiral)	1	806727070
077	43151	Seal, [ECVT] (Axle) (Left Side) (With Right Spiral)	1	806727080
078	43157	Seal, [ECVT] (Speed-O Shaft)	1	806712090
		WASHERS & BEARINGS		
214	43730	Roller Bearing, [ECVT] (Mainshaft) (Front)	1	
217	43733	Roller Bearing, [ECVT] (Inside Reverse Driven Gear)	1	
220	43734	Ball Bearing, [ECVT] (Reverse Driven Gear to Rear Cover)	1	
223	43738	Washer, [ECVT] (Mainshaft to Drive Housing)	1	803054021
226	43735	Washer, [ECVT] (Drive Pulley to Ball Bearing)	1	
229	43736	Ball Bearing, [ECVT] (Mainshaft) (Rear)	1	
231	43737	Race, [ECVT] (Inner Countershaft) (Front)	1	
233	43739	Washer, [ECVT] (Countershaft to Rear Roller Bearing)	1	
234	43740	Needle Bearing, [ECVT] (Countershaft to Case Front)	1	
235	43741	Ball Bearing, [ECVT] (Countershaft Rear to Case)	1	
237	43742	Washer, [ECVT] (Nut to Differential Idler)	1	
238	43743	Ball Bearing, [ECVT] (Idler Shaft) (Front) (Differential Idler)	1	
241	43744	Needle Bearing, [ECVT] (Rear) (Differential Idler Shaft)	1	
283	43745	Roller Bearing, [ECVT] (Reverse Idler Gear to Shaft)	1	
289	43746	Ball Bearing, [ECVT] (Differential Ring Gear Side)	1	
290	43747	Washer, [ECVT] (Differential Housing to Bearing)	1	
292	43748	Ball Bearing, [ECVT] (Differential)	1	
		GASKET & RUBBER COMPONENT		
300	43500	Gasket, [ECVT] (Pan) (Cork)	1	
		TECHNICAL MANUAL		
	N/A	Technical Manual, [ECVT] (Belt Drive) (Subaru, Justy)	1	
		HARD PARTS		
500	43912	Pump Complete, [ECVT]	1	31340KA020
671	43732	Pump Shaft, [ECVT] (Drive) (12-Splines on One End, 13-Splines on the Other End)	1	31360KA020
672	43879	Main Shaft, [ECVT] (With Forward Drive Gear) (33-Teeth)	1	32216KA030
677	43805	Shaft, [ECVT] (Shift Fork)	1	
678	43806	Shaft, [ECVT] (Reverse Counter Gear)	1	
700	43794	Belt Drive, [ECVT] (25-1/2" Circumference)	1	32435KA000
700	43794A	Belt Drive, [ECVT] (28" Circumference)	1	
705	43874	Primary Pulley, [ECVT] (Front Half) (7-1/8" Long) (5-3/8"OD With Bearing)	1	
705	43876	Primary Pulley, [ECVT] (Front Half) (8-1/2" Long) (6-1/4"OD Without Bearing)	1	
	K43875	Set, Primary Pulley [ECVT] 1989	1	31006KA010
	K43876	Set, Primary Pulley [ECVT] 1990-Up	1	31006KA070

ECVT

ILL#	PART#	DESCRIPTION	QTY	REF #
		HARD PARTS (Cont)		
706	43873	Countershaft, [ECVT] (With Rear Driven Pulley Half)	1	
707	43752	Gear, [ECVT] (Output Countershaft) (29-Teeth)	1	31446KA050
707	43752A	Gear, [ECVT] (Output Countershaft) (28-Teeth)	1	31446KA051
708	43753	Gear, [ECVT] (Differential Idler) (37-Teeth)	1	
708	43353A	Gear, [ECVT] (Differential Idler) (38-Teeth)	1	
710	43872	Drive Pulley, [ECVT] (Rear Half)	1	
715	43878	Differential Assembly, [ECVT] (70-Teeth) (2-Grooves)	1	
730	43774	Pinion, [ECVT] (With Idler Shaft) (15-Teeth) (With Speed-O Gear)	1	
735	43120	Retainer, [ECVT] (Bearing)	1	
		VALVE BODY		
740	43790	Valve Body, [ECVT] (2WD)	1	
		HARD PARTS		
750	43877A	Bell Housing, [ECVT] (4x4) (Front Case Half)	1	
750	43877	Bell Housing, [ECVT] (2WD) (Front Case Half)	1	30410KA260
759	43788	Rear Cover, [ECVT] (Rear Case)	1	31314KA050
760	43786	Case, [ECVT] (Center Section) (2WD)	1	31310KA070
760	43787	Case, [ECVT] (Center Section) (4x4)	1	31310KA080
765	43792	Pan, [ECVT]	1	31390KA050
774	43922	Housing, [ECVT] (Driven Speed-O Gear)	1	
815	43729	Gear, [ECVT] (Reverse Driven) (31-Teeth) (Mainshaft)	1	
816	43782	Gear, [ECVT] (Reverse Cluster) (19-Teeth & 20-Teeth)	1	32355KA060
818	43784	Gear, [ECVT] (Reverse Idler With Shaft) (21-Teeth)	1	32271KA090
819	43807	Shaft, [ECVT] (Reverse Idler)	1	
830	43883	Selector, [ECVT] (Forward & Reverse)	1	32626KA010
835	43882	Hub, [ECVT] (Selector)	1	32625KA020
838	43881	Dog Assembly, [ECVT] (With Rings)	1	32618AA000
840	43780	Shift Fork, [ECVT] (Selector)	1	33168KA021
852	43880	Synchronizer Ring, [ECVT] (Forward & Reverse)	2	32627KA040
908	43120A	Retainer, [ECVT] (Bearing)	1	
964	43872A	Drive Pulley Housing, [ECVT]	1	

NOTES:

A40 Series - Model Designation Chart

USE THE CHART BELOW TO IDENTIFY THE CORRECT A40 SERIES TRANSMISSION.


THE TAG NUMBER IS FOUND ON THE TRANSMISSION CASE.

TRANSMISSIONS ARE CATALOGED BY THE TOYOTA DESIGNATION.

TAG #	TOYOTA	VOLVO	MITUBISHI / CHRYSLER	ISUZU
(3 SPEED)				
03-55	A40	AW-55, BW-55		1-Mark, PU
03-56	A41			
03-75	A43			
(4 SPEED) Overdrive "D" Models (Non Lock-up)				
03-50	A40D (77-82)			
03-51	A40D (83-85)			
03-60	A40D			
03-70	A42D	AW70		Impulse
03-71	A43D	AW71		Impulse
03-72	A44D		KM148 (4WD) / AW372 (2WD)	
(4 SPEED) Overdrive w/ Lock-up "DL" & "DF" Models				
03-70L	A42DL	AW70L		03-70L
03-71L	A43DL	AW72L		
03-72L	A44DL,A44DF,A45DL,A45DF	AW72L	AW372L	Impulse, PU
Electronic (4 SPEED) Overdrive W/ Lock-up "DE" Models				
03-71LE	A43DE, A46DE			
03-72LE	A44DE			

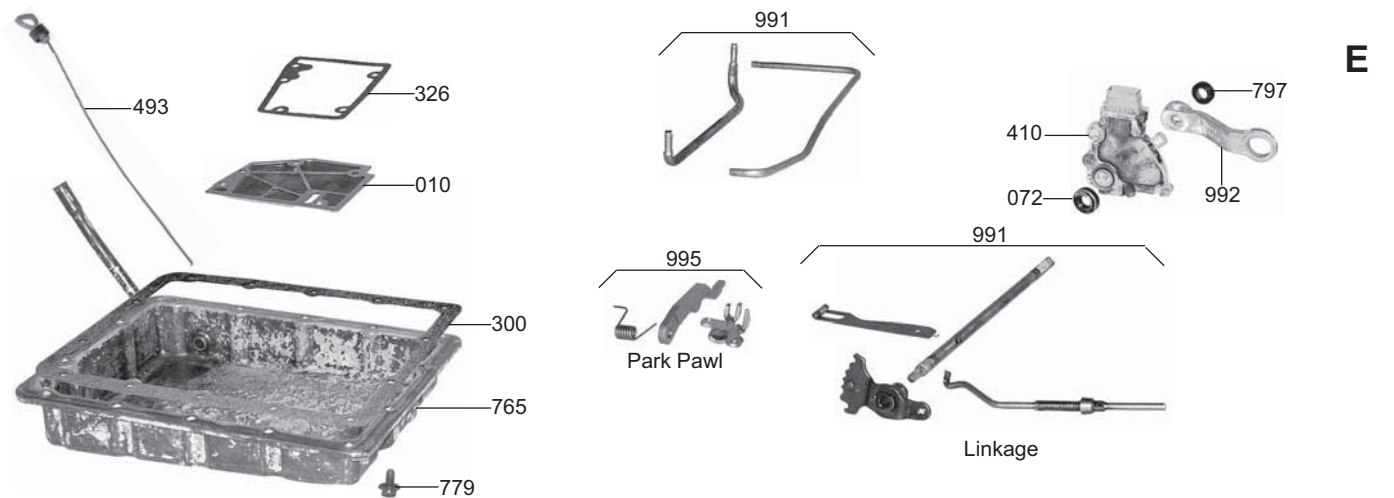
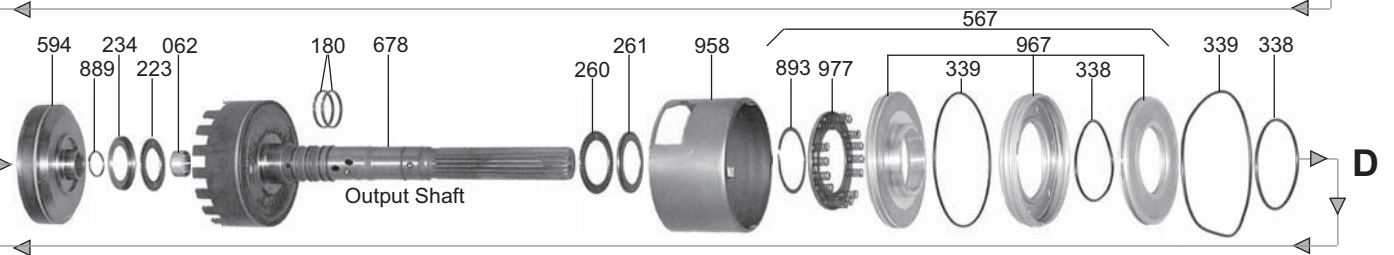
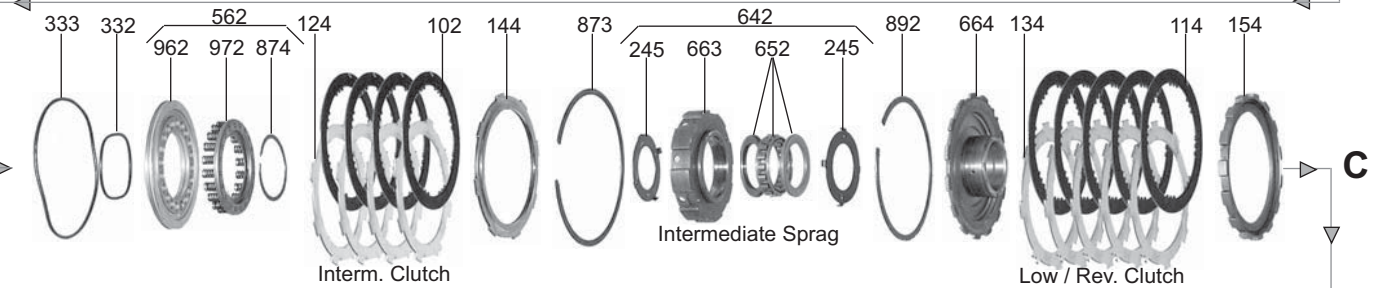
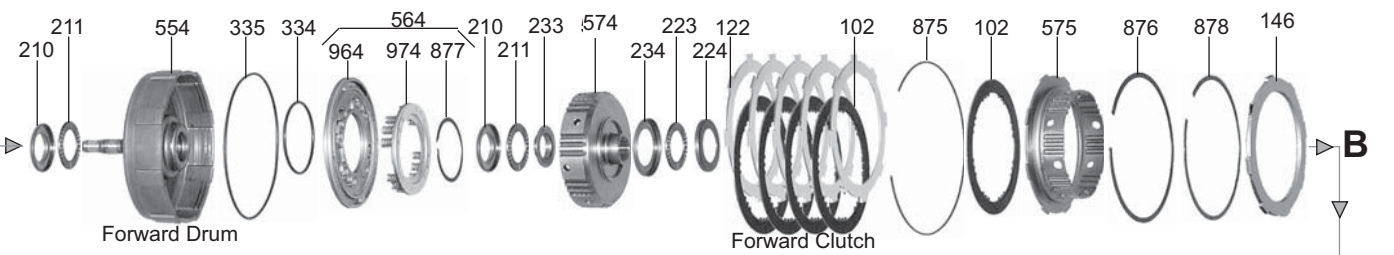
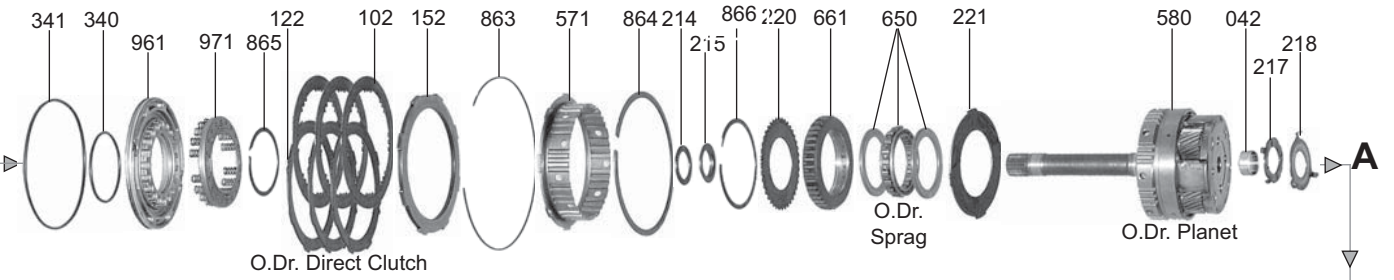
A40 SERIES [A40 - A46]

RWD 3 & 4 Speed



A40 SERIES [A40 - A46]

RWD 3 & 4 Speed



A40 SERIES [A40 - A46]

ILL#	PART#	DESCRIPTION	QTY	REF #
		OVERHAUL KITS		
	K67900	Overhaul Kit, [A40 / 41] (3 Speed) (*Tag #'s 03-55, 03-56, 03-75) 1972-86	1	
	K67900J	Overhaul Kit, [A40D / 42D / 43D] (4 Speed) (*Tag #'s 03-50, 03-51, 03-70~Some) 77-Up	1	
	K67900E	Overhaul Kit, [A42 - 46 / DE / DF / DL Models] (4 Speed) 1982-Up (*Kit Comes With Toyota Rear Seal Only) (*Volvo Seal Sold Separately)	1	
	K67900A	Overhaul Kit, [AW55 / BW55] (3 Speed) (RWD) (Volvo) 1974-84	1	
	K67900T	Overhaul Kit, [A42 / 44 / 45] (*Transfer Case Only) 1989-90	1	
		MASTER L/STEEL KITS		
	DK6700-S	Master L/Steels Kit, [A40 / 41] (3 Speed) (*Tag #'s 03-55, 03-56, 03-75) 1972-86	1	
	DK6700A-S	Master L/Steels Kit, [AW55 / BW55] (3 Speed) (RWD) (Volvo) 1974-84	1	
	DK6700B-S	Master L/Steels Kit, [A40D / 42D] (4-Speed) (*Tag #'s 03-50, 03-51, 03-70~Some) 77-Up	1	
	DK6700E-S	Master L/Steels Kit, [A43D / A44D] (*Tag #'s 03-71, AW-71) (Volvo) (4 Speed) 1979-83	1	
	DK6700EB-S	Master L/Steels Kit, [A43D / A44D] (*Tag #'s 03-71, AW-71) (Volvo) (4 Speed) 1984-Up	1	
	DK6700L-S	Master L/Steels Kit, [A43DE / A43DL] (4 Speed) 1981-83	1	
	DK6700LA-S	Master L/Steels Kit, [A42DL / A43DE / A44DL] (4 Speed) 1984-85	1	
	DK6700LC-S	Master L/Steels Kit, [A42 / 43 / 44 / 45DL / A43 / 44DE / A45 / 46DF] (4 Speed) 1986-Up	1	
	DK6700LD-S	Master L/Steels Kit, [A46DE] (4 Speed) 1991-Up	1	
	DK6700T-S	Master L/Steels Kit, [AW372L] (4 Speed) 1987-94	1	
	DK6700R-S	Master L/Steels Kit, [AW372 / KM148] 1979-89	1	
		MASTER W/STEEL KITS		
	DK6700	Master W/Steels Kit, [A40 / 41] (3 Speed) (*Tag #'s 03-55, 03-56, 03-75) 1972-86	1	
	DK6700A	Master W/Steels Kit, [AW55 / BW55] (3 Speed) (RWD) (Volvo) 1974-84	1	
	DK6700B	Master W/Steels Kit, [A40D / 42D] (4 Speed) 1977-Up (*Tag #'s 03-50, 03-51, 03-70~Some)	1	
	DK6700E	Master W/Steels Kit, [A43D / A44D] (*Tag #'s 03-71, AW-71) (Volvo) (4 Speed) 1979-83	1	
	DK6700EB	Master W/Steels Kit, [A43D / A44D] (*Tag #'s 03-71, AW-71) (Volvo) (4 Speed) 1984-Up	1	
	DK6700L	Master W/Steels Kit, [A43DE / A43DL] (4 Speed) 1981-83	1	
	DK6700LA	Master W/Steels Kit, [A42DL / A43DE / A44DL] (4 Speed) 1984-85	1	
	DK6700LC	Master W/Steels Kit, [A42 / 43 / 44 / 45DL, A43 / 44DE, A45 / 46DE] (4 Speed) 1986-Up	1	
	DK6700LD	Master W/Steels Kit, [A46DE] (4 Speed) 1991-Up	1	
	DK6700T	Master W/Steels Kit, [AW372L] (4 Speed) 1987-94	1	
	DK6700R	Master W/Steels Kit, [AW372 / KM148] 1979-89	1	
		FILTERS		
010	67423	Filter, [A40 / A41 / A43 / AW55 / BW55] 1972-84	1	35303-22020
010	67424	Filter, [A40D] 1978-Up	1	35303-30031
010	67428	Filter, [A42D / A43D] (*Tag #'s AW70, AW71) 1981-Up	1	35303-30050
010	67425	Filter, [A42DL / A43DL / A44DL / A45DL / A45DF] 1982-Up	1	35303-14010
010	67426	Filter, [A43DE / A44DE / A46DE] 1983-Up	1	35303-30060
		FILTER KITS		
	FK67423	Filter Kit, [A40 / A41 / A43 / AW55 / BW55] 1972-84	1	
	FK67424	Filter Kit, [A40D] 1978-Up	1	
	FK67428	Filter Kit, [A42D / A43D / AW70 / AW71] 1981-Up	1	
	FK67425	Filter Kit, [A42DL / A43DL / A44DL / A45DL / A45DF] 1982-Up	1	
	FK67426	Filter Kit, [A43DE / A46DE] 1983-Up	1	
		BUSHINGS		
	K67000	Bushing Kit, [A40 / A41 / A43 / AW55 / BW55]	1	
	K67000A	Bushing Kit, [A40D / A42D / A42DL / A43D / A43DE / A43DL / A44D / A44DL / A45DF / A45DL / A46DE]	1	

A40 SERIES [A40 -A46]

ILL#	PART#	DESCRIPTION	QTY	REF #
		BUSHINGS (Cont)		
034	67001	Bushing, [A40 Series] (Pump Body) 1972-Up	1	
036	67002	Bushing, [A40 Series] (Stator) (Front & Rear) (.848"ID) (.384" Wide) (Babbit) 1972-79	1-4	
036	67002A	Bushing, [A40 Series] (Stator) (Front & Rear) (.848"ID) (.680" Wide) (Bronze) 1980-Up	1-4	
037	67002B	Bushing, [A42DL / A43DL / A43DE / A44DL] (Stator) (Rear) (.908"ID) (.680" Wide)	1	
040	67010	Bushing, [A40 Series] (Overdrive Drum) (Front) (.915"ID) (.380" Wide) 1972-Up (With Groove)	2	
042	67011	Bushing, [A40 Series] (Overdrive Planet) (Pilot) (.438"ID) 1980-Up	1	
044	67004	Bushing, [A40 Series] (Center Support) (1.434"ID) (1.040" Wide) 1972-Up	1	
044	67004A	Bushing, [A40D] (Center Support) (1.434"ID) (.735" Wide)	1	
052	67007	Bushing, [A40 Series] (Sun Gear Shaft) (.848"ID) (.384" Wide) 1972-Up	2	
052	67002A	Bushing, [A44D] (Sun Gear Shaft) (.848"ID) (.680" Wide) 1972-Up	2	
062	67005	Bushing, [A40 Series] (Output Shaft) (.710"ID) (.380" Wide) 1972-Up	1	
064	67009	Bushing, [A40 Series] (Case) (1.500"ID) (.528" Wide) 1972-Up	1	
066	19002X	Bushing, [A40] (Volvo) (Extension Housing) (1.510"OD) (1.380"ID) (1.210" Long) (Babbit)	1	
066	67006	Bushing, [A40 Series] (Toyota) (Extension Housing) (1.500"ID) (1.184" Wide)	1	90999-72020
066	67006A	Bushing, [A40 / A41 / A42D / A42DL] (Isuzu) 1986 (Extension Housing) (1.375"ID) & (1.501"OD)	1	
066	67006M	Bushing, [A44D / A44DL] (Dodge & Mitsubishi) 1986-Up (Extension Housing) (1.563"ID) (1.725"OD)	1	
		METAL CLAD SEALS		
070	67550	Seal, [All A40 Series] (Front)	1	90311-38020
072	67507	Seal, [All A40 Series] (Linkage)	2	90311-11128
074	48850	Seal, [A40 Series] (Rear) (With Felt) (38mm x 58mm x 11mm)	1	90311-38005
074	48850A	Seal, [A40 Series] (Rear) (Without Felt) (38mm x 58mm x 11mm)	1	
074	67851	Seal, [A40 / A42D / A43D] (Rear) (Isuzu) (35mm x 49.2mm x 11mm) 1981-85	1	5-09625-009-0
074	67852	Seal, [A42D / A42DL] (Rear) (Isuzu) (38.5mm x 49.2mm x 8mm) 1986-Up	1	8-94155-373-0
074	67853	Seal, [A44D / A44DL] (Rear) (Mitsubishi & Dodge D50) 1987-Up (39.5mm x 57.1mm x 13.2mm)	1	MD951482
074	19657	Seal, [AW55 / BW55 / AW70 / AW71] (Rear) (Volvo) (36mm x 49.5mm x 11mm) 1974-Up	1	235728-3
074	67856	Seal, [A44DE] (Extension Housing) (Mazda, Miata, MX5) 1998-05	1	
074	19657V	Seal, [AW71L / AW72L] (Extension Housing) (Volvo) (55mm OD) 1994-Up	1	
078	89157	Seal, [All A40 Series] (Toyota) (Speed-O Shaft)	1	90310-09001
078	67854	Seal, [BW55] (Volvo) (Speed-O Shaft)	1	380192-5
		FRICION CLUTCHES		
100	89100	Friction, [A40 Series] (Overdrive Clutch) (.067") (5.60"OD) (33-Teeth) 1982-Up	3	35677-32040
102	67123	Friction, [A40 Series] (Intermediate Clutch) (Brake #2) (.079") (5.00"OD) (24-Teeth) 85-Up	2-3	35677-22060
102	67100	Friction, [A40 Series] (Forward / Direct / Coast / Intermediate / Overdrive / Overdrive Direct Clutch) (.091") (5.0"OD) (24-Teeth)	11-17	35677-22010
102	67100A	Friction, [A40 Series] (Forward / Direct Clutch) (.091") (5.00"OD) (24-Teeth) (Waved)	3-6	
102	67110	Friction, [A40 Series] (Overdrive Direct Clutch) (.091") (5.60"OD) (44-Teeth) 1979-81	3	35677-30010
102	89100	Friction, [A40 Series] (Overdrive Direct Clutch) (.067") (5.60"OD) (33-Teeth) 1982-Up	3	35677-32040
114	67103	Friction, [A40 Series] (Low / Reverse Clutch) (.091") (5.00"OD) (16-Teeth) 1973-Up	4-5	35633-30060
114	67103A	Friction, [A40 Series] (Low / Reverse Clutch) (.091") (5.00"OD) (16-Teeth) (Waved) 73-Up	4-5	
		STEEL CLUTCHES		
122	67111	Steel, [A40 Series] (Forward / Direct / Overdrive Direct Clutch) (.078") (4.00"ID) (8-Short Teeth) 1980-Up	8-10	35634-30070
122	67102	Steel, [A40 Series] (Forward / Direct / Overdrive Direct Clutch) (.071") (4.00"ID) (8-Short Teeth) 1973-Up	8-10	35634-22070
122	67111A	Steel, [A40 Series] (Forward / Direct Clutch) (.055") (4.00"ID) (8-Short Teeth) 1981-Up	1-2	35634-30090

A40 SERIES [A40 - A46]

ILL#	PART#	DESCRIPTION	QTY	REF #
		STEEL CLUTCHES (Cont)		
122	67111D	Steel, [A46DE / A46DF] (Overdrive Direct Clutch) (.055") (4.00"ID) 1990-Up (8-Teeth) (Dished)	1	34618-30010
122	67111B	Steel, [A46DE / A46DF] (Forward / Direct Clutch) (.091") (4.00"ID) (8-Teeth) 1990-Up	AR	35634-30120
124	67122	Steel, [A40 Series] (Coast) (Brake #1) (Intermediate) (Brake #2 Clutch) (.079") (4.00"ID) (8-Tall Teeth)	2-6	35648-30010
124	67101	Steel, [A40 Series] (Coast) (Brake #1) (Intermediate) (Brake #2) & (Overdrive Clutch) (.071") (4.0"ID) (8-Tall Teeth)	5-10	35634-22090
124	67107	Steel, [A40 Series] (Intermediate) (Brake #2 Clutch) (.091") (4.00"ID) (8-Tall Teeth) 80-Up	3	35648-30020
124	67108	Steel, [A40 Series] (Intermediate) (Brake #2 Clutch) (.118") (4.00"ID) (8-Teeth) 1985-Up	2	35648-22010
124	67127	Steel, [A40 Series] (Overdrive Clutch) (.079") (4.60"ID) (7-Teeth) 1981-Up	2	35634-30080
124	67124	Steel, [A40 Series] (Overdrive Clutch) (.091") (4.60"ID) (7-Teeth)	1-3	35634-30010
134	67104	Steel, [A40 Series] (Low / Reverse Clutch) (.071") (4.00"ID) (15-Teeth)	5	35634-22080
		CLUTCH PRESSURE PLATES		
140	67125	Pressure Plate, [A40 Series] (Overdrive Clutch)	1	34625-30020
144	67105A	Pressure Plate, [A40 Series] (Coast & Intermediate Clutch)	2	34615-36010
146	67115	Pressure Plate, [A40 Series] (Direct Clutch)	1	35625-22010
152	67129	Pressure Plate, [A40 Series] (Overdrive Direct Clutch)	1	34625-30010
154	67106	Pressure Plate, [A40 Series] (Low / Reverse Clutch) (Bottom)	1	35639-22010
		OIL SEALING RINGS		
	K67266	Ring Kit, [A40 / A41 / A43 / AW55 / BW55] (3-Speed) (Metal) 1972-86	1	
	K67266J	Ring Kit, [A40D / A42D / A42DL / A42DE / A43D / A43DE / A43DL / A44DL / A45DL / A46DE] (Metal)	1	
	K67266A	Ring Kit, [BW55] (Metal) 1974-84	1	
180	67230	Ring, [A40 Series] (Output Shaft) (1.312"OD) (Metal)	3	35735-22010
181	67227	Ring, [A40 / A41 / A43] (Forward Drum) (2.029"OD) (Metal) 1973-81	2	35617-22010
181	67228	Ring, [A40 Series] (Forward / Direct / Overdrive Drum) (2.029") (Metal) 1973-81	2-7	35617-22020
181	87302	Ring, [A40 Series] (Forward / Direct / Overdrive Drum) (2.046"OD) (Metal) 1981-Up	2-7	35617-16010
182	67226	Ring, [A40 Series] (Sun Gear) (1.500"OD) (Metal)	2	0445-016-002A
182	67231	Ring, [A40 Series] (Sun Gear) (1.752"OD) (Metal)	2	35749-30010
182	67228	Ring, [BW55] (Sun Gear) (Metal)	1	35617-22020
184	67232	Ring, [A40 Series] (Intermediate Shaft) (.055"OD) (Metal)	1	35748-30010
184	67232T	Ring, [A40 Series] (Intermediate Shaft) (.055"OD) (Teflon)	1	35748-30010
		WASHERS & BEARINGS		
210	67931B	Race, [A40D / 42D / 43D] (Stator to Overdrive Drum) (Front) (*Also [A40 Series] Support to Forward Drum) (Front), (*Also [A40 Series] Forward Drum to Forward Hub) (Front), (*Also [A40 / 41 / 43 / 40D / 42D / DL] Sun Gear to Ring Gear) (Front)	1-4	
211	67931A	Bearing, [40D / 42D / 43D] (Stator to Overdrive Drum), (*Also [A40 Series] Support to Forward Drum), (*Also [A40 Series] Forward Drum to Forward Hub), (*Also [A40 / 41 / 43 / 40D / 42DL / 43D / 43DE / 43DL] Sun Gear to Rear Ring Gear)	1-4	
211	67919E	Bearing W/Race, [A42DL / A43DE / A43DL / A44D / A44DL] (Stator to Overdrive Drum)	1	
211	67919D	Bearing W/Race, [A44D / A44DL] (Sun Gear to Rear Ring Gear)	1	
212	67930A	Race, [A40D / A42D / A43D] (Stator to Overdrive Drum) (Rear)	1	
212	67930B	Race, [A42DL / A43DE / A43DL / A44D / A44DL] (Stator to Overdrive Drum) (Rear)	1	
214	67923E	Bearing, [A42DL / 43D / 43DE / 43DL / 44D / 44DL] (Overdrive Planet to Overdrive Drum) (For 33-Teeth Sun Gear)	1	
214	67923D	Bearing W/Race, [A44DL] (Overdrive Planet to Overdrive Drum) (For 27-Teeth Sun Gear)	1	
215	67939E	Race, [A42DL / A43D / A43DE / A43DL / A44D / A44DL] (Overdrive Planet to Overdrive Drum) (For 33-Teeth Sun Gear)	1	

A40 SERIES [A40 - A46]

ILL#	PART#	DESCRIPTION	QTY	REF #
		WASHERS & BEARINGS (Cont)		
217	67927B	Washer, [A40D / 42D / 42DL / 43 / 43DE / 43DL / 44D / 44DL] (Overdrive Planet to Overdrive Ring Gear) (4-Tabs)	1	
218	67926B	Washer, [A40D / 42D / 42DL / 43 / 43DE / 43DL / 44D / 44DL] (Overdrive Planet to Overdrive Ring Gear) (3-Tabs)	1	
220	67932	Washer, [A40D / A42D] (Overdrive Sprag) (Front)	1	
220	67932E	Washer, [A42DL / A43D / A43DE / A43DL / A44D / A44DL] (Overdrive Sprag) (Front)	1	
221	67939	Washer, [A40D / A42D] (Overdrive Sprag) (Rear)	1	
221	67939E	Washer, [A42DL / A43D / A43DE / A43DL / A44D / A44DL] (Overdrive Sprag) (Rear)	1	
222	67933D	Race, [A40D / 42D / 42DL / 43 / 43DE / 43DL / 44D / 44DL] (Overdrive Ring Gear to Overdrive Case) (Front)	1	
223	67934D	Bearing, [A40D / 42D / 42DL / 43 / 43DE / 43DE / 43DL / 44D / 44DL] (Overdrive Ring Gear to Overdrive Case) (*Also [A40 Series] Forward Hub to Sun Gear) (*Also [A40 Series] Rear Ring to Output Shaft)	1-3	
224	67935D	Race, [A40D / A42D / A42DL / A43 / A43DE / A43DL / A44D / A44DL] (Overdrive Ring Gear to Overdrive Case) (Rear) (*Also [A40 Series] Forward Hub to Sun Gear) (Rear)	1-2	
226	67934B	Caged Needle Bearing, [A40D / 42D / 43D / 43DL / 43DE / 44D / 44DL] (Overdrive Case to Forward Drum) 1978-Up	1	
233	67932B	Race, [A40 Series] (Forward Drum to Forward Hub) (Rear)	1	
234	67933B	Race, [A40 Series] (Forward Hub to Sun Gear) (Front) (*Also Rear Ring Gear to Output Shaft) (Front)	1-2	
235	67936	Washer, [A40 / A40D / A42D / A42DL] (Front Planet) (2.760"OD) (2-Tabs) (Plastic)	1	
235	67936A	Washer, [A41 / A44D / A44DL] (Front Planet) (2.860"OD) (1.560"ID) (2-Tabs) (Plastic)	1	
235	67936B	Washer, [A43 / A43D / A43DE / A43DL] (Front Planet) (2.875"OD) (4-Tabs) (Plastic)	1	
235	67936D	Washer, [BW55] (Front Planet) (2.860"OD) (1.855"ID) (2-Tabs) (Plastic)	1	
238	67937	Washer, [A40 / 40D / 41 / 42D / 42DL / 44D / 44DL] (Front Planet) (Rear) (2.875"OD) (4-Tabs) (Steel)	1	
238	67937B	Washer, [A43 / A43D / A43DE / A43DL] (Front Planet) (Rear) (2.955"OD) (4-Tabs) (Plastic)	1	
238	67937A	Washer, [BW55] (Front Planet) (Rear) (3.380"OD) (4-Tabs) (Steel)	1	
239	67938	Washer, [A40 / 40D / 41 / 42D / 42DL] (Rear Planet) (Front) (2.835"OD) (1.560"ID) (2-Tabs) (Plastic)	1	
239	67938A	Washer, [A44D / A44DL] (Rear Planet) (Front) (2.835"OD) (1.980"ID) (2-Tabs) (Plastic)	1	
239	67938B	Washer, [A43 / A43D / A43DE / A43DL] (Rear Planet) (Front) (2.968"OD) (4-Tabs) (Steel)	1	
239	67938D	Washer, [BW55] (Rear Planet) (Front) (3.385"OD) (2-Tabs) (Plastic)	1	
260	67944	Bearing, [A40 Series] (Output Shaft to Case)	1	
261	67945	Race, [A40 Series] (Output Shaft to Case)	1	
		GASKETS & RUBBER COMPONENTS		
300	67920	Gasket, [A40 Series] (Bottom Pan)	1	35168-22011
305	67564	Gasket, [A40 / A40D / A41 / A42D / A42DL / A43 / A43D / A43DL / A44D / A44DL] (Extension Housing)	1	35182-22010
305	67564A	Gasket, [A43DE / A46DE] (Extension Housing)	1	
306	67564B	Gasket, [BW55] (Oil Galley Cover) (In Extension Housing)	1	
311	67921	O-Ring, [A40 Series] (Pump) 1973-79	1	35147-22010
311	67921B	O-Ring, [A40 Series] (Pump) 1979-Up	1	90301-99010
311	67511	O-Ring, [A40 Series] (Overdrive Housing to Case)	1	90301-99006
320	67512K	Gasket, [A40 / AW55] (Valve Body) (Upper)	1	35433-22020
320	67512	Gasket, [A40D] (Valve Body) (Upper)	1	35433-30030
320	67512A	Gasket, [A42D] (Valve Body) (Upper)	1	35433-14020
320	67512H	Gasket, [A42DL / A44DL / A45DL / AW70 / AW71] (Valve Body) (Upper)	1	35433-14011

A40 SERIES [A40 - A46]

ILL#	PART#	DESCRIPTION	QTY	REF #
		GASKETS & RUBBER COMPONENTS (Cont)		
320	67512D	Gasket, [A46DE / A46DF] (Valve Body) (Upper)	1	35433-30071
320	67512C	Gasket, [A43D / AW72 / KM148] (Valve Body) (Upper)	1	35433-30050
320	67928	Gasket, [BW55] (Valve Body) (Upper)	1	04450-45006T
321	67929A	Gasket, [A40 / AW55] (Valve Body) (Lower)	1	35434-22020
321	67513	Gasket, [A40D] (Valve Body) (Lower)	1	35434-30030
321	67513A	Gasket, [A42D] (Valve Body) (Lower)	1	35434-14020
321	67513B	Gasket, [A42DL / A44DL / A45DL / AW70 / AW71] (Valve Body) (Lower)	1	35434-14011
321	67513D	Gasket, [A43DE / A46DE / A46DF] (Valve Body) (Lower)	1	35434-30070
321	67513B	Gasket, [A43D / AW72 / KM148] (Valve Body) (Lower)	1	35434-14010
321	67929	Gasket, [BW55] (Valve Body) (Lower)	1	04450-45003C
326	67501F	Gasket, [A40 / A41 / A43 / BW55] (Filter)	1	04450-45007P
326	67501	Gasket, [A40D] (Filter)	1	35339-30030
326	67501B	Gasket, [A42D / A43D / AW70 / AW71] (Filter)	1	35339-30050
326	67501A	Gasket, [A42DL / A43DL / A44DL / A45DL / A45DF] (Filter)	1	35339-14010
326	67501C	Gasket, [A43DE / A44DE / A46DE] (Filter)	1	35339-30060
368	67918	O-Ring, [BW55] (Speed-O Housing) (Volvo)	1	90301-18018
		TECHNICAL MANUAL		
	TMA40D	Technical Manual, [A40 Series]	1	ATSG
		MISC. COMPONENT		
	67999	Repair End, [A40 Series] (Cable)	1	Teckpak
		HARD PARTS		
510	67911	Pump Body, [A40 / BW55] (.597" Gears)	1	
510	67911B	Pump Body, [A41 / A40D / A42D / A43D / A44D] (.597" Gears)	1	
510	67911F	Pump Body, [A42DL / A43DL / A43DE / A44DL] (.675" Gears)	1	
520	67913	Stator, [A40] (4-1/8" Shaft) (2.010"OD Ring Tower)	1	
520	67913A	Stator, [A41] (2-15/16" Shaft) (2.022"OD Ring Tower)	1	35307-22011
520	67913B	Stator, [A40D / A42D] (3-5/8" Shaft) (2.010"OD Ring Tower) 1978-82	1	
520	67913C	Stator, [A40D / A42D] (3-5/8" Shaft) (2.022"OD Ring Tower) 1983-Up	1	
520	67913F	Stator, [A42DL / A43DL / A43DE / A44DL] (2-15/16" Shaft) (2.022"OD Ring Tower)	1	
520	67913E	Stator, [A43] (4-1/8" Shaft) (2.022"OD Ring Tower)	1	
520	67913EA	Stator, [A43D / A44D] (3-5/8" Shaft) (2.010"OD Ring Tower) 1980-82	1	
520	67913EB	Stator, [A43D / A44D] (3-5/8" Shaft) (2.022"OD Ring Tower) 1983-Up	1	
520	67913H	Stator, [BW55] (4-1/8" Shaft) (Aluminum)	1	
551	67808	Drum, [A40D / A42D] (Overdrive With 27-Teeth Sun Gear) (2.032"ID Ring Bore) 1980-82	1	
551	67808B	Drum, [A40D / A42D] (Overdrive With 27-Teeth Sun Gear) (2.050"ID Ring Bore) 1983-Up	1	
551	67808C	Drum, [A44DL] (Overdrive With 27-Teeth Sun Gear) (2.052"ID Ring Bore)	1	
551	67808D	Drum, [A43D / A44D] (Overdrive With 33-Teeth Sun Gear) (2.032"ID Ring Bore) 1980-82	1	
551	67808F	Drum, [A42DL / 43D / 43DL / 43DE / 44D / 44DL] (Overdrive With 33-Teeth Sun Gear) (2.05"ID Ring Bore) 1983-Up	1	
554	67733	Drum, [A40] (Forward With 6-1/2" Shaft)	1	35701-22011
554	67733A	Drum, [A41] (Forward With 5-3/4" Shaft)	1	35701-12020
554	67733B	Drum, [A40D / A43D] (Forward With Shaft) (2.032"ID Ring Bore) 1978-83	1	
554	67733D	Drum, [A40D / 42DL / 43D / 43DL / 43DE / 44DL] (Forward W/ Shaft) 1983-Up (2.050"ID Ring Bore)	1	35701-22022
554	67733C	Drum, [A42D] (Forward With Shaft) (2.032"ID Ring Bore) 1980-82	1	35701-30040
554	67733CA	Drum, [A42D] (Forward With Shaft) (2.050"ID Ring Bore) 1983-Up	1	
554	67733I	Drum, [A44D] (Forward With Shaft) (2.032"ID Ring Bore) 1980-82	1	

A40 SERIES [A40 - A46]

ILL#	PART#	DESCRIPTION	QTY	REF #
		HARD PARTS (Cont)		
554	67733IA	Drum, [A44D] (Forward With Shaft) (2.050"ID Ring Bore) 1983-Up	1	
554	67733G	Drum, [A43] (Forward With 6-1/2" Shaft) (2.050"ID Ring Bore)	1	
554	67733H	Drum, [BW55] (Forward) (Volvo) (With 6-1/2" Shaft)	1	
555	67716	Drum, [A40 / A40D / BW55] (Direct) (2.032"ID Ring Bore)	1	
555	67716A	Drum, [A41 / A42D / A42DL / A43 / A43D / A43DL / A44DL] (Direct) (2.050"ID Ring Bore)	1	
555	67716C	Drum, [A40D / A43DE / A44D] (Direct) (2.050"ID Ring Bore) 1983-Up	1	
555	67716E	Drum, [A42D / A43D] (Direct) (2.032"ID Ring Bore) 1980-82	1	
571	67712	Clutch Hub, [A40D / A42D / A42DL] (Overdrive)	1	
571	67712A	Clutch Hub, [A43D / A43DL / A43DE / A44D / A44DL] (Overdrive)	1	
574	67713	Clutch Hub, [A40] (Forward) (8-Teeth, Steel)	1	
574	67713A	Clutch Hub, [A41 / 40D / 42DL / 43 / 43D / 43DL / 43DE / 44D / 44DL] (Forward) (24-Teeth, Cast Iron)	1	
574	67713C	Clutch Hub, [A42D] (Forward) (24-Teeth, Steel)	1	
574	67713H	Clutch Hub, [BW55] (Forward) (24-Teeth, Stamped Steel)	1	
575	67725	Clutch Hub, [A40 / A42D] (Direct)	1	
575	67725A	Clutch Hub, [A41 / A42DL / A43D / A43DL / A43DE / A44D / A4DL / BW55] (Direct)	1	
580	67809B	Planet, [A40D / A42D] (Overdrive) (27-Teeth Sun Gear) 1978-82	1	
580	67809BA	Planet, [A40D / 42D] (Overdrive) (27-Teeth Sun Gear) 1983-Up (With 26-Spline Non Lock-Up Shaft)	1	
580	67809D	Planet, [A42DL / A43DL / A43DE / A44DL] (Overdrive) (33-Teeth Sun Gear) (With 26-Spline Lock-Up Shaft)	1	
580	67809E	Planet, [A44DL] (Overdrive) (27-Teeth Sun Gear) (With 26-Spline Lock-Up Shaft)	1	
580	67812F	Planet, [A43D / A44D] (Overdrive) (33-Teeth Sun Gear) (With 26-Spline Non Lock-Up Shaft)	1	
580	67812E	Planet, [A44DE] (Overdrive) (33-Teeth Sun Gear) (With 20-Spline Lock-Up Shaft)	1	
580	67809BB	Planet, [A44DE] (Overdrive) (27-Teeth Sun Gear) (With 20-Spline Lock-Up Shaft)	1	
582	67747	Planet, [A40 / A40D / A42D / A42DL] (Front) (17-Teeth on Each Gear)	1	
582	67747A	Planet, [A41 / A44D / A44DL] (Front) (23-Teeth on Each Gear)	1	
582	67747E	Planet, [A43 / A43D / A43DL / A43DE] (Front) (20-Teeth on Each Gear)	1	
582	67747H	Planet, [BW55] (Volvo) (Front) (20-Teeth on Each Gear)	1	
584	67731	Planet, [A40 / A41 / A40D / A42D / A42DL] (Rear) (17-Teeth on Each Gear)	1	
584	67731K	Planet, [A44D / A44DL] (Rear) (19-Teeth on Each Gear)	1	
584	67731E	Planet, [A43 / A43D / A43DL / A43DE] (Rear) (20-Teeth on Each Gear)	1	
584	67731H	Planet, [BW55] (Volvo) (Rear) (20-Teeth on Each Gear)	1	
590	67810B	Ring Gear, [A40D] (Overdrive) (27-Teeth Sun Gear) (Cast Iron at Splines)	1	
590	67810D	Ring Gear, [A42D] (Overdrive) (27-Teeth Sun Gear) (Stamped Steel at Splines)	1	
590	67810E	Ring Gear, [A42DL / A43D / A43DL / A43DE / A44D / A44DL] (Overdrive) (33-Teeth Sun Gear)	1	
592	67732	Ring Gear, [A40 / A40D / A42D / A42DL] (Front) (2-15/16"ID)	1	
592	67732E	Ring Gear, [A41 / A43 / A43D / A43DL / A43DE / A44D / A44DL] (Front) (3-1/2"ID)	1	
592	67732H	Ring Gear, [BW55] (Front) (3-1/2"ID)	1	
594	67730	Ring Gear, [A40 / A41 / A42D] (Rear) (2-15/16"ID Stamped Steel)	1	
594	67730D	Ring Gear, [A40D / A42DL] (Rear) (2-15/16"ID Cast Iron Splines)	1	
594	67730E	Ring Gear, [A43 / A43D / A43DL / A43DE / A44D / A44DL] (Rear) (3-1/2"ID)	1	
594	67730H	Ring Gear, [BW55] (Rear) (3-1/2"ID)	1	
612	67878	Sun Gear, [A40 / A41 / A42D / A42DL] (7-1/2" Long) (27-Teeth)	1	
612	67787B	Sun Gear, [A40D] (6-3/8" Long) (27-Teeth)	1	
612	67787K	Sun Gear, [A44D / A44DL] (7-1/2" Long) (27 / 36-Teeth) (2-Piece)	1	
612	67878A	Sun Gear, [A43 / A43D / A43DL / A43DE / BW55] (7-1/2" Long) (33-Teeth)	1	

A40 SERIES [A40 - A46]

ILL#	PART#	DESCRIPTION	QTY	REF #
		HARD PARTS (Cont)		
632	67729A	Center Support, [A41] (2.033"OD of Ring Tower)	1	
632	67729B	Center Support, [A40D] (2.018"OD of Ring Tower) 1978-82	1	
632	67729BA	Center Support, [A40D] (2.033"OD of Ring Tower) 1983-Up	1	
632	67729C	Center Support, [A42D] (2.018"OD of Ring Tower) 1980-82	1	
632	67729D	Center Support, [A42DL / A43 / A43D / A43DL / A44DL] (2.033"OD of Ring Tower) (*With Ring Tower Facing Up & Lube Holes Facing you, 2nd Hole From Left, Apply Between 2nd & 3rd Ring) 1983-Up	1	
632	67729F	Center Support, [A42DL / A43DL / A44DL] (2.033"OD of Ring Tower) (*With Ring Tower Facing Up & Lube Holes Facing you, 2nd Hole From Left, Apply Between 1st (Top) & 2nd (Middle) Ring) 1983-Up	1	
632	67729I	Center Support, [A43DE / A44D / A46DE] (2.033"OD of Ring Tower) (*With Ring Tower Facing Up & Lube Holes Facing you, 2nd Hole From Left, Apply Between 2nd (Middle) & 3rd (Bottom) Ring) 1983-Up	1	
632	67729G	Center Support, [A43DE / A46DE] (2.033"OD of Ring Tower) (*With Ring Tower Facing Up & Lube Holes Facing you, 2nd Hole From Left, Apply Between 1st (Top) & 2nd (Middle) Ring) 1983-Up	1	
632	67729K	Center Support, [A44D] (2.018"OD of Ring Tower) 1980-82	1	
632	67729E	Center Support, [A43D] (2.018"OD of Ring Tower) 1980-82	1	
632	67729H	Center Support, [BW55]	1	
		SPRAGS & ONE WAY CLUTCHES		
642	K67502	Sprag Assembly, [A40 / A41] (12-Lug)	1	
642	K67502D	Sprag Assembly, [A42D / A42DL / A43 / A43D / A43DL / A43DE / A44D / A44DL / BW55] (18-Lug)	1	
650	67502	Sprag, [A40D / A42D] (Overdrive) (27-Teeth Sun Gear)	1	35791-30020
650	67502A	Sprag, [A42D / 42DL / 43D / 43DE / 43DL / 44D / 44DL] (Overdrive) (1.748"OD Inner Race) (33-Teeth Sun Gear)	1	35791-30030
650	67502D	Sprag, [A44DL] (Overdrive) (2.016"OD Inner Race) (27-Teeth Sun Gear)	1	35791-28010
654	67503	Sprag, [A40] (Rear) (20-Elements)	1	35792-20010
654	67503B	Sprag, [A41 / A40D / A42D / A42DL / A43 / A43D / A43DE / A43DL / BW55] (Rear) (26-Elements)	1	35792-30011
654	67503C	Sprag, [A44D / A44DL] (Rear) (26-Elements)	1	35792-30030
661	67815	Outer Race, [A40D / A42D] (Overdrive Sprag) (27-Teeth Sun Gear)	1	
661	67815E	Outer Race, [A42D / A42DL / A43D / A43DE / A43DL / A44D / A44DL] (Overdrive Sprag) (33-Teeth Sun Gear)	1	
661	67815K	Outer Race, [A44DL] (Overdrive Sprag) (27-Teeth Sun Gear)	1	
663	67502E	Hub, [A40] (Center Support) 1983-Up	1	
664	67735	Inner Race, [A40 / A41 / A40D / A42D / A42DL / A44D / A44DL] (Rear Sprag) (1-1/2"ID)	1	
664	67735E	Inner Race, [A43 / A43D / A43DL / A43DE / BW55] (Rear Sprag) (1-3/4"ID)	1	
		HARD PARTS (Cont)		
674	67825	Shaft, [A40 Series] (Intermediate) (**Specify Length & Model**)	1	
674	67825A	Shaft, [A41 / A42 / A43 / BW55] (9-7/16" Long)	1	
674	67825B	Shaft, [A40D] (Intermediate) (8-11/16" Long)	1	
674	67825C	Shaft, [A42D / A42DL / A43D / A43DL / A43DE / A44D / A44DL] (Intermediate) (9-7/8" Long)	1	
678	67739	Output Shaft, [A40] (Bolt-on Yoke Type)	1	
678	67738	Output Shaft, [A40] (13-1/16" Long) (21-Splines) (Slip-on Yoke Type) (Speed-O Gear is Held on by Flat Key in the Key-Way)	1	
678	67738A	Output Shaft, [A41 / A40D / A43D / A43DL / A44DL] (13-1/16" Long) (21-Splines) (Slip-on Yoke Type) (Speed-O Gear is Held on by Ball Under the Gear)	1	
678	67738C	Output Shaft, [A42D] (14-3/16" Long) (18-Splines) (Slip-on Yoke Type)	1	
678	67738D	Output Shaft, [A42DL / A43D] (9-9/16" Long) (25-Splines) (Bolt-on Yoke)	1	

A40 SERIES [A40 - A46]

ILL#	PART#	DESCRIPTION	QTY	REF #
678	67738G	Output Shaft, [A43DE] (13-1/16") (21-Splines) (Slip-on Yoke) (Only 1-Sealing Ring on Shaft)	1	
678	67738I	Output Shaft, [A44D] (4x4) (7-7/8" Long) (23-Splines)	1	
678	67738K	Output Shaft, [A44D] (D-50) (16-3/8" Long) (26-Splines) (Slip-on Yoke Type)	1	
678	67738E	Output Shaft, [A43] (14-1/4" Long) (27-Splines) (Slip-on Yoke Type)	1	
678	67738H	Output Shaft, [BW55] (9-5/8" Long) (25-Splines) (Bolt-on Yoke Type)	1	
680	67410	Governor, [A40 / A41 / A40D / A42D / A42DL / A43 / A43D / A43DL / A44D]	1	
680	67410G	Governor, [A43DE]	1	
680	67410H	Governor, [BW55]	1	
		VALVE BODIES (REBUILT)		
740	TO-8605	Valve Body, [A40 Series] (.445") (Boost Valve-Small End) 1983-Up	1	
740	TO-8606	Valve Body, [A40 Series] (.432") (Boost Valve-Small End) 1983-Up	1	
740	TO-8607	Valve Body, [A40 Series] (.404") (Boost Valve-Small End) 1983-Up	1	
		VALVE BODIES		
740	67754	Valve Body, [A40] (Cast # 023 024 025)	1	
740	67755	Valve Body, [A40] (Cast # 024 025 028)	1	
740	67755A	Valve Body, [A40] (Cast # 902 903 904)	1	
740	67757	Valve Body, [A40] (Cast # 027H 03-55)	1	
740	67754A	Valve Body, [A41]	1	
740	67754B	Valve Body, [A40D]	1	
740	67754C	Valve Body, [A42D]	1	
740	67754D	Valve Body, [A42DL]	1	
740	67754FA	Valve Body, [A43DL]	1	
740	67754F	Valve Body, [A43DE]	1	
740	67754I	Valve Body, [A44D]	1	
740	67754E	Valve Body, [A43D]	1	
740	67754K	Valve Body, [A44DL]	1	
740	67754FB	Valve Body, [A44DE]	1	
740	67754H	Valve Body, [BW55]	1	
		HARD PARTS		
750	67880	Bell Housing, [A40] (Top Bolts 4-1/2")	1	
750	67880A	Bell Housing, [A41] (Top Bolts 4-1/2") (Cast # 8919) (Starter at 10:00)	1	
750	67880B	Bell Housing, [A40D] (Top Bolts 4-3/4") (Cast # 8963)	1	
750	67880C	Bell Housing, [A42D] (Top Bolts 4-1/8")	1	
750	67880I	Bell Housing, [A44D] (Top Bolts 5-1/8")	1	
750	67880IA	Bell Housing, [A44D] (Top Bolts 5-1/2")	1	
750	67880E	Bell Housing, [A43] (Top Bolts 2-1/2")	1	
750	67880K	Bell Housing, [A44DL] (Top Bolts 4-1/2") (Cast # 8972)	1	
750	67880KA	Bell Housing, [A44DL] (Top Bolts 5-1/8") (Cast # 8991)	1	
750	67880EA	Bell Housing, [A43D / A43DL / A43DE] (Top Bolts 5-1/8")	1	
750	67880EB	Bell Housing, [A43D] (Volvo) (Top Bolts 8")	1	
750	67880EC	Bell Housing, [A43D / A43DL / A43DE] (Top Bolts 6-1/4") (Cast 8987)	1	
750	67880ED	Bell Housing, [A43D] (Volvo) (Top Bolts 4-3/8") (Cast # 8967)	1	
750	67880H	Bell Housing, [BW55] (Volvo) (Top Bolts 8-1/8")	1	
760	67701	Case, [A40] (*Tag ID# 03-55)	1	
760	67701A	Case, [A41] (*Tag ID# 03-56)	1	
760	67701B	Case, [A40D] (*Tag ID# 03-50)	1	
760	67701C	Case, [A42D / 42DL / 44D / 44DL] (Toyota) (*Blue Tag ID# 03-70, 03-70L, 03-72, 03-72L)	1	
760	67701D	Case, [A42D / A42DL] (Volvo) (*Black Tag ID# 03-70, 03-70L)	1	
760	67701G	Case, [A43DE] (Without 4-Bolt Mount on Top of Case) (*Tag ID# 03-71LE)	1	

A40 SERIES [A40 - A46]

ILL#	PART#	DESCRIPTION	QTY	REF #
		HARD PARTS (Cont)		
760	67701GA	Case, [A43DE] (With 4-Bolt Mount on Top of case) (*Tag ID# 03-71LE)	1	
760	67701I	Case, [A44D] (Dodge D-50) (*Tag ID# 03-72)	1	
760	67701IA	Case, [A43] (*Tag ID# 03-75)	1	
760	67701GB	Case, [A44DE] (*Pink Tag ID# 03-72LE)	1	
760	67701GC	Case, [A44DE] (*Blue Tag ID # 03-72LE)	1	
760	67701F	Case, [A43D / A43DL] (Toyota) (*Blue Tag ID# 03-72, 03-71L)	1	
760	67701E	Case, [A43D] (Volvo) (*Black Tag ID# 03-71)	1	
760	67701H	Case, [BW55] (Volvo) (*Tag ID# Model 55)	1	
762	67811B	Case, [A40D] (Overdrive) (2.010"OD of Ring Tower) 1978-82	1	
762	67811BA	Case, [A40D] (Overdrive) (2.022"OD of Ring Tower) 1983-Up	1	
762	67811D	Case, [A42D] (Overdrive) (2.010"OD of Ring Tower) 1980-82	1	
762	67811DA	Case, [A42D] (Overdrive) (2.022"OD of Ring Tower) 1983-Up	1	
762	67811E	Case, [A43D / A44D] (Overdrive) (2.010"OD of Ring Tower) 1980-82	1	
762	67804	Case, [A42DL / A43D / A43DL / A43DE / A44D / 44DL] (Overdrive) (2.022"OD of Ring Tower) 1983-Up	1	
765	67801	Pan, [A40] (1-15/16" at Deep End) (14" Tall Tube Above Pan on Passenger Side)	1	
765	67801A	Pan, [A41] (1-15/16" at Deep End) (5-1/4" Tall Tube Above Pan on Drivers Side)	1	
765	67801C	Pan, [A40D / 42D / 43D / 43DL / 43DE / 44DL] (2-5/16" Deep End) (Tube 6" Tall Above Pan)	1	
765	67801D	Pan, [A42DL / A43D] (3-1/16" at Deep End) (6" Tall Tube Above Pan on Drivers Side)	1	
765	67801I	Pan, [A44D] (3-1/16" at Deep End) (6" Tall Tube Above Pan on Passengers Side)	1	
765	67801IA	Pan, [A43] (1-15/16" at Deep End) (8-1/2" Tall Tube Above Pan on Drivers Side)	1	
765	67801H	Pan, [BW55] (Volvo) (2-5/16" at Deep End) (Screw In Tube)	1	
770	67761	Extension Housing, [Some A40 / 41 / 40D / 42D / 43D / 43DL / 43DE] (8-3/4") (2-1/4"OD Rear Seal) (Passengers Side Speed-O) (4-Threaded Mount Bolts Angle Up From Bottom at 45 Degrees)	1	
770	67761AA	Extension Housing, [Some A40 / 41 / 40D / 42D / 43D / 43DL / 43DE] (8-3/4") (2-1/4"OD Rear Seal) (Drivers Side Speed-O) (4-Threaded Mount Bolts Angle Up From Bottom at 45 Degrees)	1	
770	67761A	Extension Housing, [Some A40 / A41 / A40D / A42D / A43D / A43DL / A43DE] (8-3/4" Long) (2-1/4"OD Rear Seal) (Drivers Side Speed-O) (6-Threaded Mount Bolts on Top)	1	
770	67761D	Extension Housing, [Some A42DL / A43D] (5-1/8" Long) (1-15/16"OD Rear Seal) (With Plugged Speed-O Hole) (4-Unthreaded Mounting Holes Facing the Rear)	1	
770	67761C	Extension Housing, [Some A42DL / A43D] (5-1/8" Long) (1-15/16"OD Rear Seal) (With Plugged Speed-O Hole) (4-Threaded Mounting Holes Facing the Rear)	1	
770	67761F	Extension Housing, [A44DL] (4x4) (2-3/8" Long) (1.360"ID Rear Seal) (Sensor on Drivers Side) (2-Threaded Mount Holes on Bottom)	1	
770	67761I	Extension Housing, [A44D] (4x4) (3-1/2" Long) (2-Bolt Mount Facing the Rear)	1	
770	67761B	Extension Housing, [A44D] (Dodge D-50) (12" Long) (2-Studs For Mount Facing Rear)	1	
770	67761IA	Extension Housing, [A43] (10" Long) (1-15/16"OD Rear Seal) (Passengers Side Speed-O) (2-Bolt Bottom Mount)	1	
770	67761L	Extension Housing, [A46DE] (8-3/4") (2-1/4"OD Rear Seal & Speed Sensor) (6-Threaded Bolt Bottom Mount)	1	
770	67761J	Extension Housing, [A44D] (8-3/4" Long) (2-1/4"OD Rear Seal) (Drivers Side Speed-O) (4-Threaded Mounting Holes on Bottom Facing Down)	1	
770	67761G	Extension Housing, [A44DE] (8-3/4") (2-1/4"OD Rear Seal) (Passengers Side Speed-O & Sensor) (4-Threaded Mounting Holes on Bottom Facing Down & 4-Threaded Holes on Bottom) (Cast # 8921)	1	
770	67761K	Extension Housing, [A44DE] (4x4) (2-3/4" Long) (2-5/8"OD Rear Seal) (Passengers Side Sensor) (12-Rounded Holes to Transfer Case) (Cast # 36117-8907)	1	
770	67761E	Extension Housing, [A43D] (Mits Montero) (12-1/4") (Drivers Side Speed-O) (2-Mount Studs-Rear Facing)	1	

A40 SERIES [A40 - A46]

ILL#	PART#	DESCRIPTION	QTY	REF #
		HARD PARTS (Cont)		
770	67761H	Extension Housing, [BW55] (Volvo) (5-1/8" Long) (Passenger Side Speed-O) (2-Bolt Mount)	1	
774	67922	Housing, [A40 Series] (Driven Speed-O Gear)	1	
775	TO-FN	Bolt, [A40 Series] (Converter) (8 x 1.25mm)	AR	
775	TO-FN2	Bolt, [A40 Series] (Converter) (9 x 1.25mm)	AR	
847	67227	Gear, [A40] (Speed-O Drive) (6-Teeth) (5/8" Wide) (*Uses Key For Shaft)	1	
847	67227A	Gear, [A41 / 40D / 43D / 43DL / 43DE / 44DL] (Speed-O Drive) (6-Teeth) (5/8" Wide) (*Uses Ball For Shaft)	1	
847	67227B	Gear, [A42D] (Speed-O Drive) (5-Teeth) (9/16" Wide) (*Uses Plastic Slot For Shaft)	1	
847	67227C	Gear, [A43] (Speed-O Drive) (6-Teeth) (9/16" Wide) (*Uses Ball For Shaft)	1	
847	67227D	Gear, [BW55] (Volvo) (Speed-O Drive) (6-Teeth) (7/8" Wide) (Held on by Yoke)	1	
848	67105	Gear, [A40 Series] (Driven Speed-O)	1	
850	67813	Cushion, [A40 Series] (Overdrive Clutch)	1	
925	K67890	Accumulator Assembly, [A40 / A41]	1	
925	K67890A	Accumulator Assembly, [A40D / A42D]	1	
925	K67890B	Accumulator Assembly, [A42DL]	1	
925	K67890C	Accumulator Assembly, [A43DE]	1	
925	K67890D	Accumulator Assembly, [A44D]	1	
925	K67890E	Accumulator Assembly, [A43DE]	1	
925	K67890F	Accumulator Assembly, [A44DL]	1	
925	K67890G	Accumulator Assembly, [A43D / A43DL]	1	
958	67879	Tube, [A40 / A41 / A42D / A42DL] (Brake Apply) (Tin) (3-1/8" Tall)	1	
958	67879A	Tube, [A40D / A43 / A43D / A43DE / A43DL / A44D / A44DL] (Brake Apply) (Tin) (3" Tall)	1	
958	67879B	Tube, [BW55] (Volvo) (Brake Apply) (Tin) (3" Tall) (With 15-Lugs)	1	
960	67715	Piston, [A40D / A42D / A43D / A44D] (Overdrive) 1978-82	1	
960	67715A	Piston, [A40D / A42D / A42DL / A43D / A43DL / A43DE / A44D / A44DL] (Overdrive) 83-Up	1	
961	67717	Piston, [A40D / A42D / A43D / A43DL / A43DE / A44D / A44DL] (Overdrive Direct) (Cast # 03-50)	1	
961	67717A	Piston, [A40D / A42D / A42DL / A43D / A43DL / A43DE / A44D] (Overdrive Direct)	1	
962	67719	Piston, [A40] (Intermediate Clutch)	1	
962	67719A	Piston, [A41 / A42D / A42DL / A43 / A43D / A43DE / A43DL / A44D / A44DL] (Intermediate Clutch)	1	
962	67719B	Piston, [BW55] (Volvo) (Intermediate Clutch)	1	
964	67707	Piston, [A40] (Forward Clutch)	1	
964	67707A	Piston, [A41] (Forward Clutch)	1	
964	67707B	Piston, [A40D] (Forward Clutch) (.125" Wide O-Ring Groove)	1	
964	67707C	Piston, [A40D] (Forward Clutch) (.140" Wide O-Ring Groove)	1	
964	67707D	Piston, [A42D] (Forward Clutch) (.125" Wide O-Ring Groove)	1	
964	67707E	Piston, [A42D] (Forward Clutch) (.140" Wide O-Ring Groove)	1	
964	67707F	Piston, [A42DL / A43 / A44DL] (Forward Clutch)	1	
964	67707G	Piston, [A44D] (Forward Clutch) (.125" Wide O-Ring Groove)	1	
964	67707H	Piston, [A44D] (Forward Clutch) (.140" Wide O-Ring Groove)	1	
964	67707I	Piston, [A43D / A43DE / A43DL] (Forward Clutch) (.125" Wide O-Ring Groove)	1	
964	67707J	Piston, [A43D / A43DE / A43DL] (Forward Clutch) (.140" Wide O-Ring Groove)	1	
965	67718	Piston, [A40 Series] (Direct Clutch)	1	
967	67736	Piston, [A40 Series] (Low / Reverse Clutch)	1	
969	67719	Piston, [A40 / 41 / 42D / 42DL / 43 / 43D / 43DE / 43DL / 44D / 44DL] (Coast Clutch) (*Also Intermediate Clutch All)	1-2	
969	67708	Piston, [A40D] (Coast Clutch)	1	

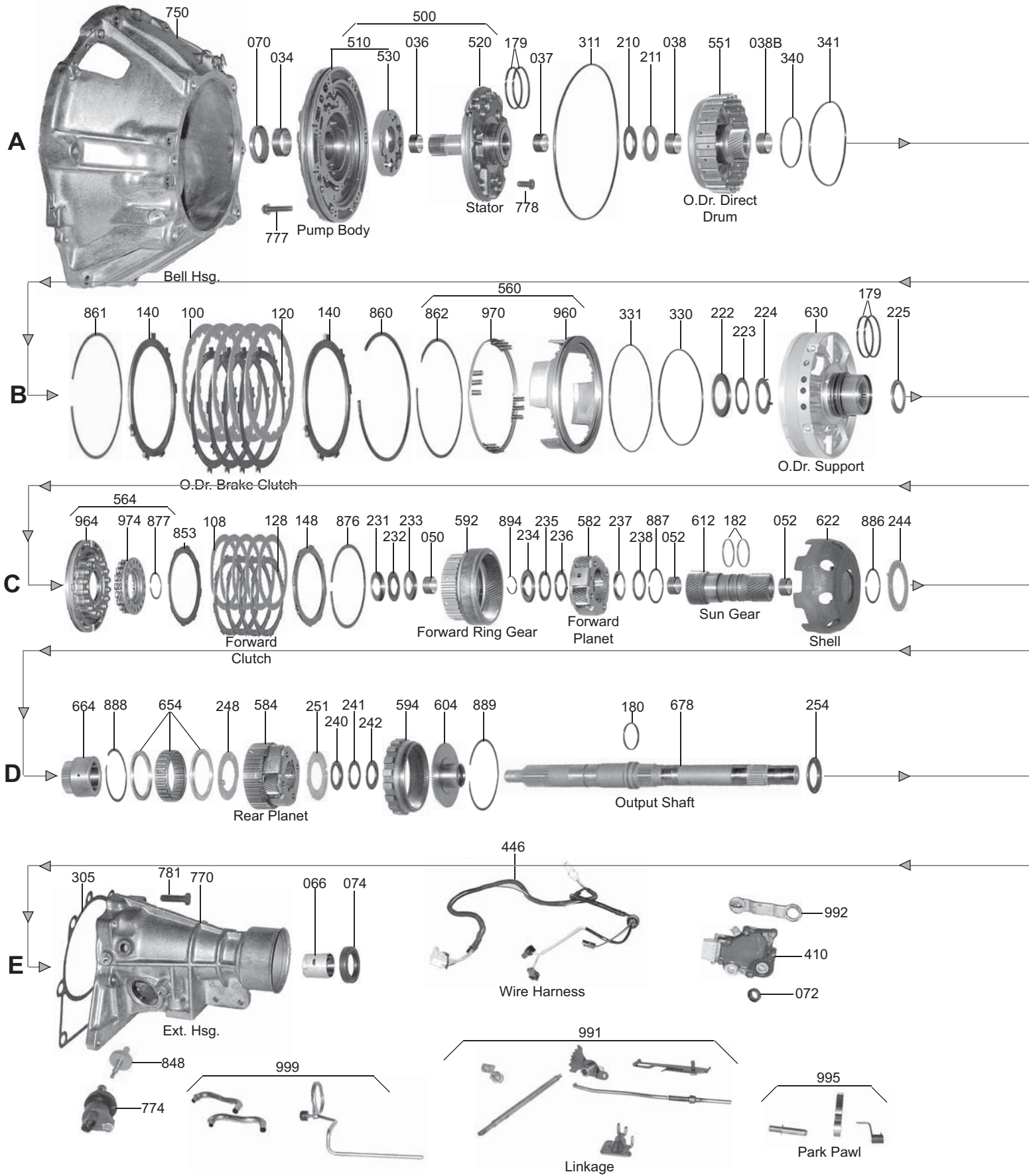
A40 SERIES [A40 - A46]

ILL#	PART#	DESCRIPTION	QTY	REF #
		HARD PARTS (Cont)		
969	67719B	Piston, [BW55] (Volvo) (Coast Clutch) (*Also Fits [BW55] (Volvo) Intermediate Clutch)	1-2	
970	67710	Spring, [A40 Series] (Overdrive Direct Return)	18	
971	67711	Spring, [A40 Series] (Overdrive Return)	12	
972	67876	Spring, [A40 Series] (Intermediate Clutch Return)	12	
974	67709	Spring, [A40 Series] (Forward Clutch Return)	16	
975	67706	Spring, [A40 Series] (Direct Clutch Return)	18	
977	67734	Spring, [A40 Series] (Low / Reverse Clutch Return)	16	
979	67737	Spring, [A40 Series] (Coast Clutch Return)	12	
980	67931	Retainer, [A40 Overdrive Series] (Overdrive Clutch Spring)	1	
991	K67676	Linkage Assembly, [A40 Series] (Internal)	1	
996	67280	Cooler Line Fitting, [A40 Series]	1	

NOTES:

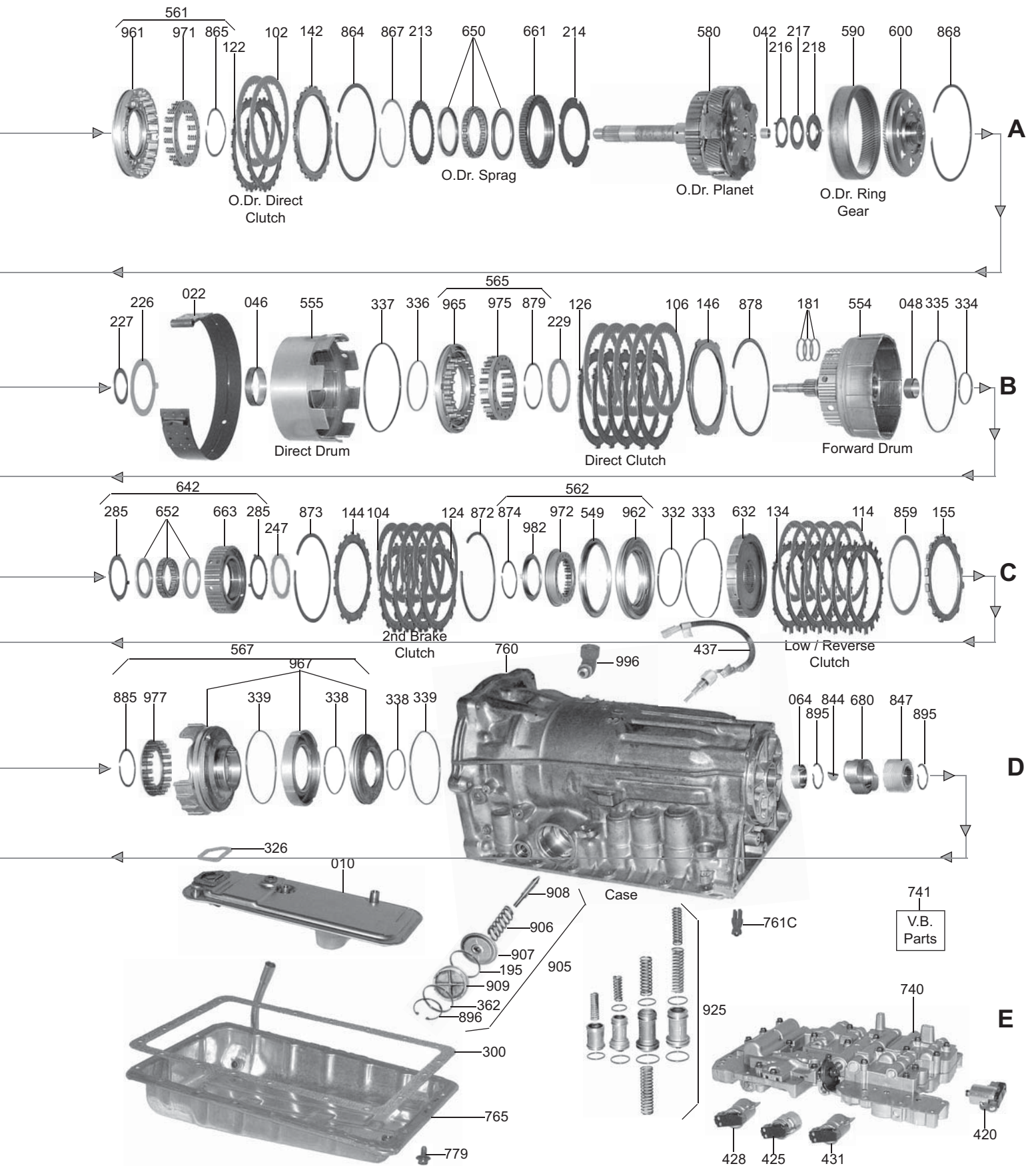
A340 / A341 / A343

RWD 4 Speed



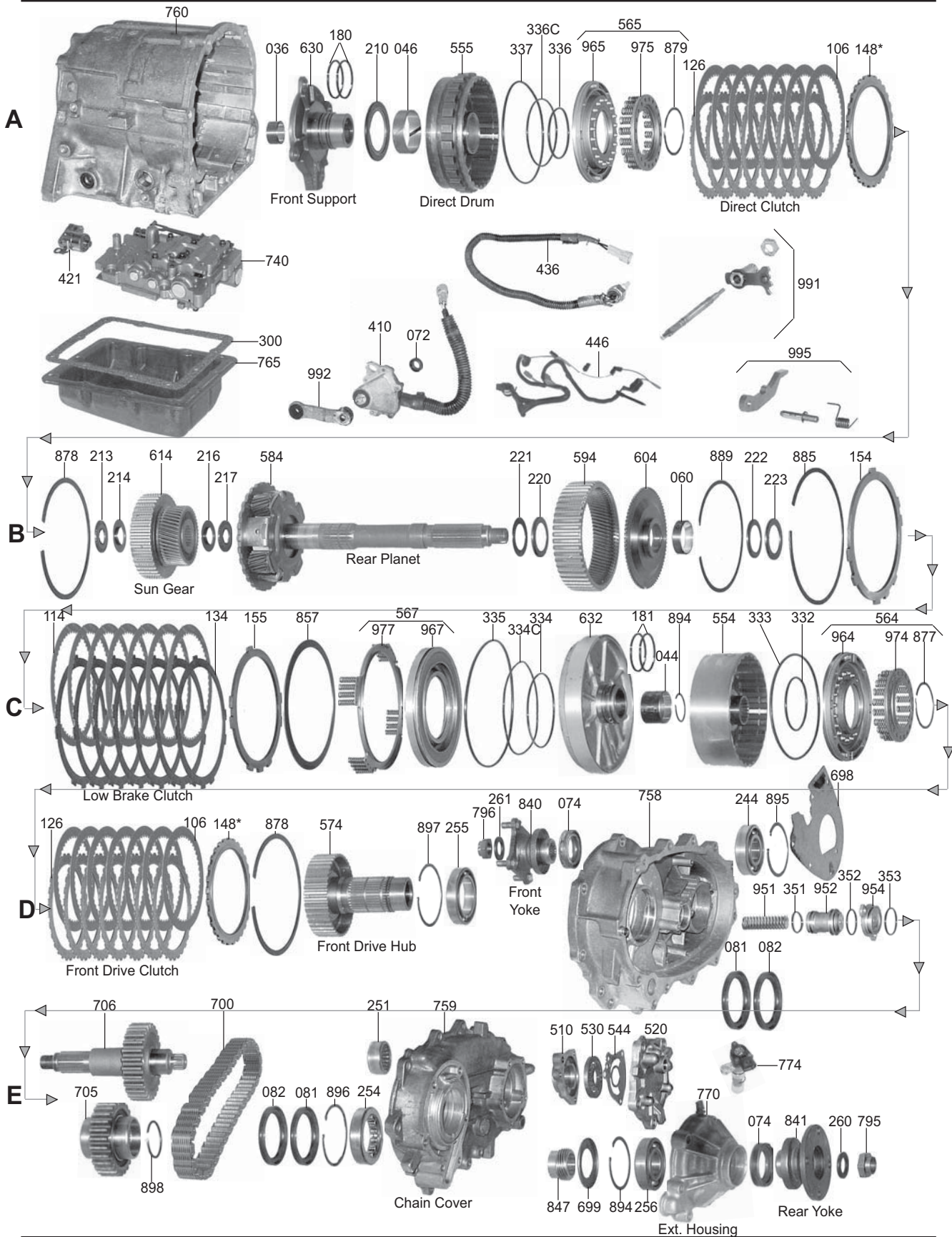
A340 / A341 / A343

RWD 4 Speed



R150F [A340 TRANSFER CASE]

Automatic Transfer Case



A340 / A341 / A343

ILL#	PART#	DESCRIPTION	QTY	REF #
		OVERHAUL KITS		
	K97900	Overhaul Kit, [A340 / A340E / A340F / A340H] 1985-99 (*Also [A341E] 1990-00), (*Also [AW4] 1987-Up)	1	
	K97900EL	Overhaul Kit, [A340 / A340E / A340F / A340H] 2000-Up (*Also [A343F] 2001-Up)	1	
	K97900L	Overhaul Kit, [A343F / A350E] 1995-99	1	
	K97900C	Overhaul Kit, (*Transfer Case Only) (4-Runner>1996-02), (T-100>1993-8/98), (Tacoma>1995-03), (Tundra>2/1999-03), (Sequoia>9/2000-03)	1	
	K97900T	Overhaul Kit, (*Transfer Case Only), (Pick up>1985-94), (4 Runner>1985-95)	1	
	K97900X	Overhaul Kit, (*Transfer Case Only), (Landcruiser>1995-03), (LX450>1996-97), (LX470>1998-02)	1	
	K97900Z	Overhaul Kit, (*Transfer Case Only), (Previa>1994-96)	1	
		MASTER L/STEEL KITS		
	DK9700D-S	Master L/Steels Kit, [A340E] (4-Speed) (2WD) (Cressida>1987-92), (Supra (Non-Turbo)>1996-88)	1	
	DK9700DT-S	Master L/Steels Kit, [A340E] (4-Speed) (2WD) (Supra (Turbo)>1986-88)	1	
	DK9700E-S	Master L/Steels Kit, [A343F] (Landcruiser>1995-98), (Lexus LX450>1996-97), (LX470>1998)	1	
	DK9700EL-S	Master L/Steels Kit, [A340E / A340F / A343F] (Toyota Land Cruiser>1999-03), (Tundra>2/1999-03), (Sequoia>9/2000-03), (Lexus LX470>1999-02), and (Kia Sorento LX>2003-04)	1	
	DK9700F-S	Master L/Steels Kit, [A340] (Truck>1985-88), (4-Runner>1985-88)	1	
	DK9700N-S	Master L/Steels Kit, [A340E / A340H] (Truck>1989-94), (4-Runner>1989-95), (T-100 (4 Cyl) (2WD & 4WD)>1993-96), (Trooper II (4Cyl)>7/1987-91), (Montero>1994-00)	1	
	DK9700H-S	Master L/Steels Kit, [A340E / A340F] (6 Cyl) (2WD & 4WD) (4-Runner>1996-7/00), (Tacoma>1995-7/00)	1	
	DK9700HL-S	Master L/Steels Kit, [A340E / A340F] (4-Runner>8/2000-02), (Tacoma>8/2000-03), (LX470>2000-02)	1	
	DK9700K-S	Master L/Steels Kit, [A340E / A340H] (AW4, 30-40LE, 30-80LE) (Jeep Comanche>1991-93), (Cherokee>1897-01), (Grand Cherokee>1992), (Pick-Up>1987-93), (Wagoneer>1987-90), and (Briarwood (6 Cyl)>1991-93)	1	
	DK9700U-S	Master L/Steels Kit, [A340E] (Supra (Non-Turbo)>1989-8/98)	1	
	DK9700W-S	Master L/Steels Kit, [A340E] (Supra (Turbo)>1989-8/98)	1	
	DK9700L-S	Master L/Steels Kit, [A340E / A350E] (Lexus SC300>8/1991-7/00), (GS300>5/1993-97)	1	
	DK9700P-S	Master L/Steels Kit, [A340E / A340F] (Toyota Previa Super Charged>1994-96)	1	
	DK9700Q-S	Master L/Steels Kit, [A340E / A341E] (AW30-43LE) (Lexus SC400>4/1991-9/97), (GS300>1/1993-5/93), (LS400>5/1989-7/97), (Volvo 940 (2.9L) & (960 (2.9L)>1991-97), (S-90>1998-00)	1	
	DK9700R-S	Master L/Steels Kit, [A340E / A340F] (Toyota T-100 (6 Cyl)>1995-96)	1	
	DK9700RL-S	Master L/Steels Kit, [A340E / A340F] (Toyota T-100 (6 Cyl)>1997-8/98)	1	
	DK9700Y-S	Master L/Steels Kit, (*Transfer Case Only) (Truck>1985-94), (4-Runner (6 Cyl)>1985-95), and (Trooper II (4 Cyl)>7/1987-91)	1	
		MASTER W/STEEL KITS		
	DK9700D	Master W/Steels Kit, [A340 / A340E] (4-Speed / 2WD), (Cressida>1987-92), (Supra (Non-Turbo)>1986-88)	1	
	DK9700DT	Master W/Steels Kit, [A340E] (4-Speed / 2WD), (Supra (Turbo)>1986-88)	1	
	DK9700E	Master W/Steels Kit, [A343F] (Landcruiser>1995-98), (Lexus LX450>1996-97), (LX470>1998)	1	
	DK9700EL	Master W/Steels Kit, [A340E / A340F / A343F] (Toyota Land Cruiser>1999-03), (Tundra>2/1999-03), (Sequoia>9/2000-03), (Lexus LX470>1999-02), (Kia Sorento LX>2003-04)	1	
	DK9700F	Master W/Steels Kit, [A340] (Truck>1985-88), (4-Runner>1985-88)	1	
	DK9700N	Master W/Steels Kit, [A340E / A340H] (Truck>1989-91), (4-Runner>1989-91), (T-100 (4 Cyl)>1995-96) (2WD & 4WD), (Trooper II (4 Cyl)>7/1987-91)	1	
	DK9700G	Master W/Steels Kit, [A340E / A340H] (Truck>1992-94), (4-Runner>1992-95), (T-100>1993-94)	1	

A340 / A341 / A343

ILL#	PART#	DESCRIPTION	QTY	REF #
		MASTER W/STEEL KITS (Cont)		
	DK9700H	Master W/Steels Kit, [A340E / A340F] (6 Cyl) (2WD & 4WD) (4-Runner>1996-7/00), (Tacoma>1995-7/00)	1	
	DK9700HL	Master W/Steels Kit, [A340E / A340F] (4-Runner>8/2000-02), (Tacoma>8/2000-03), (LX470>2000-02)	1	
	DK9700K	Master W/Steels Kit, [A340E / A340H] (Jeep) (AW4, 30-40LE, 30-80LE), (Comanche>1991-93), (Cherokee>1987-01), (Grand Cherokee>1992), (Pick-Up>1987-93), (Wagoneer>1987-90), (Briarwood (6 Cyl)>1991-93)	1	
	DK9700U	Master W/Steels Kit, [A340E] (Supra (Non-Turbo)>1989-8/98)	1	
	DK9700W	Master W/Steels Kit, [A340E] (Supra (Turbo)>1989-8/98)	1	
	DK9700L	Master W/Steels Kit, [A340E / A350E] (Lexus SC300>8/1991-7/00), (GS300>5/1993-97)	1	
	DK9700M	Master W/Steels Kit, [A340E / A340H] (V4AW3) (*Transfer Case Only) (Mitsubishi Montero>1994-00)	1	
	DK9700P	Master W/Steels Kit, [A340E / A340F] (Toyota Previa Super Charged>1994-96)	1	
	DK9700Q	Master W/Steels Kit, [A340E / A341E] (AW30-43LE) (Lexus SC400>4/1991-9/97), (GS300>1/1993-5/93), (LS400> 5/1989-7/97), (Volvo 940 (2.9L) & 960 (2.9L)>1991-97), (S-90>1998-00)	1	
	DK9700R	Master W/Steels Kit, [A340E / A340F] (Toyota T-100>1995-96) (6 Cyl)	1	
	DK9700RL	Master W/Steels Kit, [A340E / A340F] (Toyota T-100>1997-8/98) (6 Cyl)	1	
	DK9700Y	Master W/Steels Kit, [Transfer Case Only*] (Truck>1985-94), (4-Runner (6 Cyl)>1985-95), (Trooper II (4 Cyl)>7-1987/91)	1	
		FILTERS		
010	97710	Filter, [A340E] (2WD) (Pick-Up>1989-94), (4-Runner>1989-99), (Tundra>1999-00), (T100>1993-98), (Cresida>1987-92), (Previa>1993-97), (Supra (Non-Turbo)>1986-98), (Lexus SC300>1992-97) (5" x 8-3/8") (With 2-Outlets)	1	35330-30011
010	97711	Filter, [A340F / A340H] (4x4) (Pick-Up>1985-94), (4-Runner>1985-94), (T100>1993-94), (Isuzu Trooper>1988-91) (4" x 12") (11-Bolts to Valve Body)	1	35303-35010
010	97711L	Filter, [A341E] (Lexus GS 300>1993-95), (LS400>1990-97), (SC300>1998-00), (SC400>1998-00), (6" x 8") (With 3-Outlets & Oval Pick-Up)	1	35330-50010
010	97712	Filter, [AW4] (Jeep) (2WD & 4x4) (5" x 9-3/4") 1987-01	1	89835-04032
010	97714	Filter, [A340F] (4x4) (Tacoma>1995-96), (T100>1995-97), (5" x 12-1/2" With 3/8 Pick-Up at End of Filter) & (2-Outlets)	1	35330-22010
010	97714A	Filter, [A343F] (Various>1995-E96), (5" x 12-1/2" With 1" Pick-Up Near Center of Filter) & (2-Outlets)	1	35330-35020
010	97715	Filter, [A340E] (2WD) (4-Runner>2000-01), (Tacoma>2000-01), (Tundra>2001-Up), (6" x 8" With 3-Outlets & Rectangular Pick-Up Slot)	1	35330-30020
010	97718	Filter, [A340F / A343F] (4x4) (4-Runner>1995-99), (Land Cruiser>1994-97), (Tacoma>1997-99), (T100>1998), (Lexus LX450>1996-97) (5" x 12-1/2" With 3/4" Pick-Up at End of Filter) & (2-Outlets)	1	35330-60020
010	97718A	Filter, [A340E / A340F / A343F] (4-Runner (2WD)>2002-04) (4-Runner (4x4)>2000-04), (Land Cruiser>1998-02), (Sequoia>2001-04), (Tacoma (2WD)>2002-Up), (Tacoma (4x4)>2000-04), (Tundra (4x4) (V8)>2001-04), (Lexus LX470>1998-02), (5" x 12-1/2" With 1" Pick-Up Near Center of Filter) & (3-Outlets)	1	35330-60030
010	97719	Filter, [A350E] (Lexus GS300>1996-97)	1	35330-30040
		BAND		
022	97700	Band, [A340 / A341] 1985-Up	1	35810-30020
		BUSHINGS		
	K97000	Bushing Kit, [A340] 1985-Up	1	
034	67001	Bushing, [A340] (Front Pump) 1985-Up	1	
036	67002A	Bushing, [A340] (Stator Support) (Front) 1985-Up	1	
037	97002	Bushing, [A340] (Stator Support) (Rear) 1985-Up	1	
042	97011	Bushing, [A340] (Overdrive Planet) (Rear)	1	
046	97010	Bushing, [A340] (Direct Drum)	1	
050	97008	Bushing, [A340] (Front Planet Ring Gear) 1985-Up	1	
052	97005	Bushing, [A340] (Forward Sun Gear) (Front) 1985-Up	1	

A340 / A341 / A343

ILL#	PART#	DESCRIPTION	QTY	REF #
		BUSHINGS (Cont)		
052	97006	Bushing, [A340] (Forward Sun Gear) (Rear) 1985-Up	1	
064	12502	Bushing, [A340] (Case) 1985-Up	1	
066	97003	Bushing, [A340] (Extension Housing) (1.575"ID) (40mm) 1985-Up	1	
066	67006	Bushing, [A340] (Extension Housing) (1.496"ID) (38mm) 1984-Up	1	
066	97003A	Bushing, [A340] (Extension Housing) (44mm)	1	
066	67006A	Bushing, [A340] (Extension Housing) (1.375"ID) (35mm)	1	
		METAL CLAD SEALS		
070	67550	Seal, [A340] (Front Pump) 1985-Up	1	90311-38020
072	78197	Seal, [A340] (Manual Shaft)	1	
074	97161	Seal, [A340] (Extension Housing) (2WD) (40 x 58 x 11mm) (Toyota) 1985-Up	1	90311-40001
074	48850A	Seal, [A340] (Extension Housing) (2WD) (38 x 58 x 11mm) (Jeep) 1985-Up	1	
074	97159	Seal, [A340] (Extension Housing) (4x4) (Adapter) (49 x 62 x 7mm) (Jeep) 1985-Up	1	83504055
074	97158	Seal, [A341 / A350E] (Extension Housing) (2WD) (45 x 55 x 11mm) (Lexus / Volvo) 1990-Up	1	
078	89157	Seal, [A340] ("S" Type Speed-O Driven Gear)	1	90310-09001
		FRICTION CLUTCHES		
100	97101	Friction, [A340] (Overdrive Brake Clutch) (.083") (24-Teeth) (6.50"OD) (High Energy) 1985-Up	3-5	34633-50010
100	97101HP	Friction, [A340] (Overdrive Brake Clutch) (.083") (24-Teeth) (6.50"OD) 1985-Up (Hi-Performance)	3-5	
102	97108	Friction, [A340] (Overdrive Direct Clutch) (.083") (32-Teeth) 1985-Up	2	35633-30040
104	97103A	Friction, [A340] (2nd Brake Clutch) (.078") (32-Teeth) 1985-Up	3-4	35667-50020
104	97103B	Friction, [A340E / A340F] (2nd Brake Clutch) (.078") (32-Teeth) (Hi-Energy) (Waved) 2000-Up	4-5	
104	97103AHP	Friction, [A340] (2nd Brake Clutch) (.078") (32-Teeth) (Hi-Performance) 1985-Up	4-5	
106	97103	Friction, [A340] (Direct Clutch) (.083") (40-Teeth) 1985-Up	3-4	35667-50030
106	97103HP	Friction, [A340] (Direct Clutch) (.083") (40-Teeth) (Hi-Performance) 1985-Up	3-4	
108	97107	Friction, [A340] (Forward Clutch) (.067") (40-Teeth) 1985-Up	3-5	35633-30040
108	97102	Friction, [A340] (Forward Clutch) (.083") (40-Teeth) 1985-Up	3-5	35677-30090
108	97102A	Friction, [A340] (Forward Clutch) (.075") (40-Teeth) (Lexus, Volvo) 1990-Up	6-7	35677-30150
108	97102B	Friction, [A340] (Forward Clutch) (.078") (40-Teeth) (Hi-Energy) 1995-Up	5	
114	97104	Friction, [A340] (Low / Reverse Clutch) (.067") (32-Teeth) 1985-Up	5-7	35677-30110
106	97105	Friction, [A340] (Transfer Case) (Direct) (C3) & (Front Drive) (C4) (.067") (44-Teeth) 1985-Up	12	34653-35020
114	97106	Friction, [A340] (Transfer Case) (Low Speed Brake) (B4) (.067") (53-Teeth) 1985-Up	7	34683-35020
		STEEL CLUTCHES		
120	97100	Steel, [A340] (Overdrive Brake Clutch) (.078") (6-Teeth) (Small Overdrive) 1985-Up	3-4	34634-30020
120	97100A	Steel, [A340] (Overdrive Brake Clutch) (Volvo & T100) (.078") (Large Overdrive) 1992-Up	3-4	34634-30021
122	97110	Steel, [A340] (Overdrive Direct Clutch) (.078") (24-Teeth) 1985-Up	1-2	34616-30010
122	97110A	Steel, [A340] (Overdrive Direct Clutch) (.118") (24-Teeth) 1985-Up	AR	34616-50010
122	97110B	Steel, [A340] (Overdrive Direct Clutch) (.098") (24-Teeth) 1992-Up	1	3549181-0
124	97113	Steel, [A340] (2nd Brake Clutch) (.071") (16-Teeth) 1985-Up	1	35647-30030
124	97123	Steel, [A340] (2nd Brake Clutch) (.098") (16-Teeth) 1985-Up	4	35647-30020
124	97143	Steel, [A340] (2nd Brake Clutch) (.157") 1985-Up	4	35647-050
126	97124	Steel, [A340] (Direct Clutch) (.091") (6-Teeth) 1985-Up	1-4	35647-30011
126	97133	Steel, [A340] (Direct Clutch) (.118") (6-Teeth) 1985-Up	3-4	35647-14010
126	97127	Steel, [A340] (Direct Clutch) (.091") (24-Teeth) 2000-Up	4	35647-30040
126	89117	Steel, [A340] (Direct Clutch) (Supra) (.071") 1993-Up	4	35634-30020
128	97111	Steel, [A340] (Forward Clutch) (.078") (8-Teeth) 1985-Up	5	35634-30100
128	89102	Steel, [A340] (Forward Clutch) (.071") (8-Teeth) 1985-Up	6-7	35634-32010
128	97111A	Steel, [A340] (Forward Clutch) (.091") (8-Teeth) 1992-Up	5	35634-30110

A340 / A341 / A343

ILL#	PART#	DESCRIPTION	QTY	REF #
		STEEL CLUTCHES (Cont)		
134	97114	Steel, [A340] (Low / Reverse Clutch) (.071") (15-Teeth) 1985-Up	5-7	35648-30031
		CLUTCH PRESSURE PLATES		
140	97130	Pressure Plate, [A340] (Overdrive Clutch) (.130") (3.3mm) (Top & Bottom) 1985-Up	1-2	34625-30090
140	97130A	Pressure Plate, [A340] (Overdrive Clutch) (.138") (3.5mm) (Top & Bottom) 1985-Up	1-2	34625-30080
140	97130B	Pressure Plate, [A340] (Overdrive Clutch) (.141") (3.6mm) (Top & Bottom) 1985-Up	1-2	34625-30070
140	97130C	Pressure Plate, [A340] (Overdrive Clutch) (.146") (3.7mm) (Top & Bottom) 1985-Up	1-2	34625-30060
140	97130D	Pressure Plate, [A340] (Overdrive Clutch) (.149") (3.8mm) (Top & Bottom) 1985-Up	1-2	34625-30050
140	97130E	Pressure Plate, [A340] (Overdrive Clutch) (.153") (3.9mm) (Top & Bottom) 1985-Up	1-2	34625-30040
140	97130F	Pressure Plate, [A340] (Overdrive Clutch) (.157") (4.0mm) (Top & Bottom) 1985-Up	1-2	34625-30100
142	97127A	Pressure Plate, [A340] (Overdrive Direct Clutch) (.134") (3.4mm) (24-Teeth) (Stepped) 85-Up	1	
144	97128	Pressure Plate, [A340] (2nd Brake Clutch) (.118") (3.0mm) (16-Teeth)	1	35676-30020
146	97125	Pressure Plate, [A340] (Direct Clutch) (.157") (4.0mm) (6-Teeth) (Stepped)	1	
146	89716	Pressure Plate, [A340] (Direct Clutch) (.118") (3.0mm) (6-Teeth) (Stepped)	1	
148	97122	Pressure Plate, [A340] (Forward Clutch) (.133") (3.4mm) (8-Teeth)	1	35635-30040
148	97122A	Pressure Plate, [A340] (Forward Clutch) (.141") (3.6mm) (8-Teeth)	1	
148	97122B	Pressure Plate, [A340] (Forward Clutch) (.150") (3.8mm) (8-Teeth)	1	
148	97122C	Pressure Plate, [A340] (Forward Clutch) (.157") (4.0mm) (8-Teeth)	1	
148	97122D	Pressure Plate, [A340] (Forward Clutch) (.165") (4.2mm) (8-Teeth)	1	
155	97129	Pressure Plate, [A340] (Low / Reverse Clutch) (.157") (4.0mm) (14 or 15-Teeth)	1	
155	97129A	Pressure Plate, [A340] (Low / Reverse Clutch) (.165") (4.2mm) (14 or 15-Teeth)	1	35676-50060
155	97129B	Pressure Plate, [A340] (Low / Reverse Clutch) (.173") (4.4mm) (14 or 15-Teeth)	1	35676-50050
155	97129C	Pressure Plate, [A340] (Low / Reverse Clutch) (.181") (4.6mm) (14 or 15-Teeth)	1	35676-50040
155	97129D	Pressure Plate, [A340] (Low / Reverse Clutch) (.189") (4.8mm) (14 or 15-Teeth)	1	
155	97129E	Pressure Plate, [A340] (Low / Reverse Clutch) (.197") (5.0mm) (14 or 15-Teeth)	1	
		OIL SEALING RINGS		
	K97901	Ring Kit, [A340] 1985-Up	1	
	K97902	Ring Kit, [A340] (Transfer Case Only*) 1985-Up	1	
179	97300	Ring, [A340] (Center Support) (Metal) 1985-Up (*97300T for Teflon Ring)	2	35617-30020
179	97300	Ring, [A340] (Stator Support) (Metal) 1985-Up (*97300T for Teflon Ring)	2	35617-30020
180	97304	Ring, [A340] (Output Shaft) (Metal) 1985-Up	1	35735-30021
181	97301	Ring, [A340] (Input Shaft) (Metal) 1985-Up (*97301T for Teflon Ring)	3	35712-30020
182	67231	Ring, [A340] (Sun Gear) (Metal) 1985-Up	2	35749-30010
195	97302	Ring, [A340] (2nd Coast Servo Brake) (Metal) 1985-Up (*97302T for Teflon Ring)	1	35865-30010
		WASHERS & BEARINGS		
	K97907	Washer Kit, [A340] (6-Plastic) 1985-Up	1	
210	97450	Race, [A340] (Stator) (.031") (1.857"OD) (1.110"ID)	1	
211	97451	Bearing W/Race, [A340] (Stator) (.130") (1.975"OD) (1.136"ID)	1	903-74-25003
213	97953B	Washer, [A340] (Overdrive Sprag) (Front) (44-Teeth) (.040" Thick) (2.630"ID) 1985-Up	1	
214	97664B	Washer, [A340] (Overdrive Sprag) (Rear) (44-Teeth) (.060" Thick) (4-Lugs on ID, 4-Side Grooves) 1985-Up	1	
216	97452	Race, [A340] (Overdrive Planet) (Front) (4-Tab) (1.642"OD)	1	34736-30010
217	97453	Bearing, [A340] (Overdrive Planet to Ring Gear) (1.845"OD) (*Also [A340] Forward Drum to Hub)	1-2	90374-28008
218	97452A	Race, [A340] (Overdrive Planet) (4-Tab) (1.878"OD) (Rear)	1	
218	89895	Race W/Bearing, [A340] (Overdrive Planet) (4-Tab) (1.878"OD Race) (1.600"OD Bearing)	1	34713-32010
222	97455	Race, [A340] (Overdrive Hub to Aluminum Support) (1.875"OD)	1	35789-30050
222	97455A	Race, [A340] (Overdrive Hub to Aluminum Support) (2.313"OD)	1	

A340 / A341 / A343

ILL#	PART#	DESCRIPTION	QTY	REF #
WASHERS & BEARINGS (Cont)				
223	97456	Bearing, [A340] (Overdrive Hub to Aluminum Support) (1.875"OD) (*Also Forward Planet to Ring Gear)	1-2	90374-32004
223	97456A	Bearing W/Race, [A340] (Overdrive Hub to Aluminum Support) (4-Tab Race)	1	
224	97457	Race, [A340] (Overdrive Hub to Aluminum Support) (4-Tab) (1.875"OD) (*Also Forward Planet to Ring Gear) (Rear)	1-2	35789-30080
225	97463	Race, [A340] (Forward Drum to Overdrive Support) (2.00"OD)	1	
226	97459	Washer, [A340] (Direct Drum to Overdrive Support) (Plastic) (1-Tab)	1	
227	97460	Bearing W/Race, [A340] (Forward Drum to Support) (1.878"OD)	1	90374-33001
229	97458	Washer, [A340] (Forward Drum to Direct Drum) (Plastic) (3-Tab) (2-7/8"OD)	1	35789-30090
231	97461	Race, [A340] (Forward Drum to Hub) (Front) (1.920"OD)	1	35789-30110
232	97453	Bearing, [A340] (Forward Drum to Hub) (1.845"OD)	1	90374-28008
233	97461A	Race, [A340] (Forward Drum to Hub) (Rear) (1.840"OD)	1	
234	97455B	Race, [A340] (Forward Planet to Ring Gear) (Front) (2.110"OD)	1	
235	97456	Bearing, [A340] (Forward Planet to Ring Gear)	1	90374-32004
236	97457	Race, [A340] (Forward Planet to Ring Gear)	1	35789-30080
237	97468	Race, [A340] (Forward Planet to Sun Gear) (1.868"OD)	1	35797-50010
238	97469	Bearing, [A340] (Forward Planet to Sun Gear) (1.875"OD)	1	90374-35001
240	97474	Washer, [A340] (Sun Gear to Rear Hub) (Front) (1.140"ID)	1	
241	97475	Bearing, [A340] (Sun Gear to Rear Hub) (1.760"OD) (1.183"ID) (.079" Thick)	1	90374-39001
241	97476	Bearing W/Races, [A340] (Sun Gear to Hub) (2.128"OD) (1.092"ID) (.155" Thick)	1	
242	97473	Race, [A340] (Sun Gear to Rear Hub) (Rear) (1.090"ID)	1	35789-30160
244	97470	Washer, [A340] (Shell to #1 One-Way Clutch) (Plastic) (3-Tab) (3-1/4"OD)	1	35738-30040
247	97464	Washer, [A340] (One-Way Clutch to 2nd Brake Support) (Plastic) (4-Notches on Overdrive) (2-7/8"OD)	1	
248	97472	Washer, [A340] (#2 One-Way Clutch to Rear Planet) (Plastic) (2-Inner Tabs) (3-1/8"OD)	1	35737-30030
248	97472A	Washer, [A340] (#2 One-Way Clutch to Rear Planet) (Plastic) (5-Inner Tabs) (3-1/8"OD)	1	
248	97472B	Washer, [A340] (#2 One-Way Clutch to Rear Planet) (Plastic) (2-Inner Tabs) (*Not Directly Across)	1	
251	97465	Washer, [A340] (Rear Planet to Rear Hub) (Plastic) (2-Inner Tabs) (3"OD)	1	
251	97465A	Washer, [A340] (Rear Planet to Rear Hub) (Plastic) (5-Inner Tabs) (3"OD)	1	
254	97477	Bearing W/Race, [A340] (Rear Hub to Case) (2.264"OD)	1	
GASKETS & RUBBER COMPONENTS				
300	97500 D / F	Gasket, [A340] (Bottom Pan) (*Add "D" for Duraprene or "F" for Farpack)	1	
300	97501	Gasket, [A340 / H] (Transfer Case Bottom Pan)	1	
305	67564	Gasket, [A340] (Extension Housing) 1985-02	1	
311	97507	O-Ring, [A340] (Pump to Case)	1	90301-99033
320	97527	Gasket, [A340E / A340F] (Jeep) (Valve Body Plate to Case) (Upper) 1985-99	1	35433-30064
320	97527A	Gasket, [A340E / A340F / A343F] (Jeep) (Valve Body to Case) (Upper) 2000-Up	1	
320	97527B	Gasket, [A340E / A340F] (Valve Body) (Upper) (Tundra>1998-00)	1	
321	97528	Gasket, [A340 / A340F] (Jeep) (Valve Body to Plate) (Lower) 1985-99	1	
321	97528A	Gasket, [A340E / A340F / A343F] (Jeep) (Valve Body to Plate) (Lower) 2000-Up	1	
321	97528B	Gasket, [A340E / A340F] (Valve Body) (Lower) (Tundra>1998-00)	1	
326	97570	Gasket, [A340E / A340H] (Filter) (1-Piece)	1	35336-35010
326	97585	Gasket, [A340E / A340H] (Filter) (2-Piece)	1	
TECHNICAL MANUALS				
	TMA340CD	Technical Manual, [A340] (*CD Only)	1	ATSG
	TM30-80LE	Technical Manual, [A340] (30-80LE) (Isuzu)	1	ATSG
	TMAW4	Technical Manual, [A340] (Jeep AW-4)	1	ATSG

A340 / A341 / A343

ILL#	PART#	DESCRIPTION	QTY	REF #
		ELECTRICAL COMPONENTS		
410	97991	Neutral Switch, [A340] (With 1-1/8" x 1/2" Connector)	1	34770-35010
410	97991A	Neutral Switch, [A340] (With 1-3/4" x 5/8" Connector)	1	34770-35012
410	97991B	Neutral Switch, [A340] (With 1-3/8" x 7/8" Connector)	1	
410	97991C	Neutral Switch, [A340] (With Wire Harness With 2-Round Connectors)	1	
410	97991D	Neutral Switch, [A340] (With Wire Harness With 1-Triangle Connector)	1	
410	97991E	Neutral Switch, [A340] (With Wire Harness With 1-Rectangle Connector) (With 7-Holes in Connector for Prongs)	1	
410	97991F	Neutral Switch, [A340] (With Wire Harness With 1-Rectangle Connector) (With 7-Prongs in Connector)	1	
420	K97958	Solenoid Kit, [A340] (2-Shift & 1-Lock-Up & Brackets)	1	Rostra
420	K97958A	Solenoid Kit, [A340E] (EPC) (SLT Linear), (2-Shift & Lock-Up With Brackets) 1998-05	1	Rostra
420	97959R	Solenoid Kit, [A341E / A343] (Dual Shift) (With Bracket)	1	Rostra
420	K97958B	Solenoid Kit, [A341E / A343E] (Lock-Up Linear, Accumulator Control-Linear & 2-Shift Solenoids) 1990-Up	1	Rostra
421	89956	Solenoid, [A340E / A340F / A340H] (Shift) (1-Solenoid, 1-Bracket) 1985-04	1	Rostra
420	K89955	Solenoid Kit, [A340E / A340F / A340H] (Shift) (2-Shift Solenoids, 5-Brackets) 1985-04	1	Rostra
425	97955	Solenoid, [A340E / A340F / A340H] (Lock-Up) (1-Lock-Up, 1-Bracket) 1985-04	1	Rostra
425	97955A	Solenoid, [A341E / A343E] (Lock-Up Control) (SL Linear) 1990-Up	1	Rostra
425	97955B	Solenoid, [A341E] (Lock-Up) (Volvo Only*)	1	Rostra
431	97954A	Solenoid, [A340] (EPC) (SLT Linear) 1998-05	1	Rostra
437	97951A	Sensor, [A340] (Temperature) (Screws Into Case Front) (8-1/2" Wire Harness) (2-Prong Connector)	1	
437	97951	Sensor, [A340] (Temperature) (Screws Into Cooler Fitting)	1	
437	97951B	Sensor, [A340] (Temperature) (Pushes Into Case) (11-1/2" Long Wire Harness) (2-Prong Connector)	1	
446	97995	Wire Harness, [A340] (Internal / External) (With 3-Internal Connectors & 3-External Connectors) (*Main External Connector is Rectangle With 7-Wires)	1	35782-35011
446	97995A	Wire Harness, [A340] (Internal) (4-Connectors With Case Connector) (Case Connector is Rectangle With 5-Prongs) (With Bracket)	1	35782-35020
446	97995B	Wire Harness, [A340] (Internal) (3-Connectors With Case Connector) (Case Connector is Square With 3-Prongs)	1	
453	97953	Solenoid, [A341E / A343E] (Accumulator Control) (SLN Linear) 1990-Up	1	Rostra
		MISC. COMPONENTS		
	97910	Vent, [A340] (Case) (Metal) (5-1/2" Long)	1	
	97910A	Vent, [A340] (Case) (Plastic on Each End With Rubber Hose in Between) (6" Long)	1	
	97944	Filter Spacer, [A340] (Aluminum) (1-1/4" Deep) (Bolts to Valve Body With 4-Bolts)	1	
		HARD PARTS		
500	97911	Pump Complete, [A340] (With .370" Thick Gears)	1	
500	97911A	Pump Complete, [A340] (With .420" Thick Gears)	1	
510	97912	Pump Body W/Gears, [A340] (With .370" Thick Gears)	1	
510	97913	Pump Body W/Gears, [A340] (With .420" Thick Gears)	1	
510	97913A	Pump Body W/Gears, [A340] (With .460" Thick Gears)	1	
520	97914	Stator, [A340] (3-3/8" From Flat Surface to End of Shaft) (84mm)	1	35370-30031
520	97914A	Stator, [A340] (3" From Flat Surface to End of Shaft) (76mm)	1	
549	97977	Apply Ring, [A340] (2nd Brake Clutch) (.475" Thick) (Aluminum) 1985-Up	1	
549	97977A	Apply Ring, [A340] (2nd Brake Clutch) (.312" Thick) (Aluminum) 1985-Up	1	
551	97652A	Drum, [A340] (Overdrive) (33-Teeth Sun Gear) (2-Clutch)	1	
551	97952B	Drum, [A340] (Overdrive) (33-Teeth Sun Gear) (1-Clutch)	1	
551	97952C	Drum, [A340] (Overdrive) (33-Teeth Sun Gear) (2-Clutch) (With 32-Teeth Excitor Ring)	1	

A340 / A341 / A343

ILL#	PART#	DESCRIPTION	QTY	REF #
		HARD PARTS (Cont)		
551	97652E	Drum, [A340] (Overdrive) (33-Teeth Sun Gear) (2-Clutch) (With 16-Teeth Excitor Ring)	1	
551	97562B	Drum, [A340] (Overdrive) (31-Teeth Sun Gear) (2-Clutch)	1	
551	97562D	Drum, [A340] (Overdrive) (31-Teeth Sun Gear) (2-Clutch) (With 16-Teeth Excitor Ring)	1	
551	97562F	Drum, [A340] (Overdrive) (31-Teeth Sun Gear) (2-Clutch) (With 32-Teeth Excitor Ring)	1	
554	97773	Drum, [A340] (Forward Clutch) (1-Check Ball) (1-1/16" From Piston to Top of Snap Ring Groove)	1	35701-30061
554	97773A	Drum, [A340] (Forward Clutch) (1-Check Ball) (1-1/4" From Piston to Top of Snap Ring Groove)	1	35701-35011
554	97773B	Drum, [A340] (Forward Clutch) (2-Check Ball) (1-1/4" From Piston to Top of Snap Ring Groove)	1	35701-30062
554	97773C	Drum, [A340] (Forward Clutch) (No Check Ball) (1-5/16" From Piston to Top of Snap Ring Groove)	1	
555	97716	Drum, [A340] (Direct) (6-Teeth Steels) (5"OD Piston) (3/4" From Piston to Top of Snap Ring Groove)	1	35605-30031
555	97717	Drum, [A340] (Direct) (6-Teeth Steels) (4-5/8"OD Piston) (3/4" From Piston to Top of Ring Groove)	1	35605-35011
555	97717A	Drum, [A340] (Direct) (6-Teeth Steels) (5"OD Piston) (15/16" From Piston to Top of Ring Groove)	1	35605-14010
555	97717B	Drum, [A340] (Direct) (6-Teeth Steels) (4-5/8"OD Piston) (15/16" From Piston to Top of Ring Groove)	1	
555	97717C	Drum, [A340] (Direct) (24-Teeth Steels) (5-Clutch) (5"OD Piston)	1	
580	97732	Planet, [A340] (Overdrive With Shaft) (33-Teeth Sun Gear) (26-Splines) (8-1/8" Overall Length) 1985-Up	1	35710-30030
580	97732C	Planet, [A340] (Overdrive With Shaft) (33-Teeth Sun Gear) (20-Splines) (8-1/8" Overall Length) 1985-Up	1	
580	K97732FA	Planet Kit, [A340] (Overdrive With Shaft) (33-Teeth Sun Gear) (26-Splines) (8-1/8" Overall Length) (With 2-Clutch Overdrive Drum) (With 32-Teeth Excitor Ring) (*With 551/ 867/ 213/ 650/ 661/ 214/ 580/ 216/ 218/ 590/ 600/ 868)	1	
580	K97732F	Planet Kit, [A340] (Overdrive With Shaft) (33-Teeth Sun Gear) (26-Splines) (8-1/8" Overall Length) (With 2-Clutch Overdrive Drum) (With 16-Teeth Excitor Ring) (*With 551/ 867/ 213/ 650/ 661/ 214/ 580/ 216/ 218/ 590/ 600/ 868)	1	
580	K97732	Planet Kit, [A340] (Overdrive With Shaft) (33-Teeth Sun Gear) (26-Splines) (8-1/8" Overall Length) (With 2-Clutch Overdrive Drum) (No Excitor Ring) (*With 551/ 867/ 213/ 650/ 661/ 214/ 580/ 216/ 218/ 590/ 600/ 868)	1	
580	K97732C	Planet Kit, [A340] (Overdrive With Shaft) (33-Teeth Sun Gear) (20-Splines) (8-1/8" Overall Length) (With 2-Clutch Overdrive Drum) (No Excitor Ring) (*With 551/ 867/ 213/ 650/ 661/ 214/ 580/ 216/ 218/ 590/ 600/ 868)	1	
580	K97732CA	Planet Kit, [A340] (Overdrive With Shaft) (33-Teeth Sun Gear) (20-Splines) (8-1/8" Overall Length) (With 2-Clutch Overdrive Drum) (With 16-Teeth Excitor Ring) (*With 551/ 867/ 213/ 650/ 661/ 214/ 580/ 216/ 218/ 590/ 600/ 868)	1	
580	97732D	Planet, [A340] (Overdrive With Shaft) (33-Teeth Sun Gear) (20-Splines) (8-3/4" Overall Length) 1985-Up	1	
580	K97732D	Planet Kit, [A340] (Overdrive With Shaft) (33-Teeth Sun Gear) (20-Splines) (8-3/4" Overall Length) (With 2-Clutch Overdrive Drum) (With 32-Teeth Excitor Ring) (*With 551/ 867/ 213/ 650/ 661/ 214/ 580/ 216/ 218/ 590/ 600/ 868)	1	
580	K97732T	Planet Kit, [A340] (Overdrive With Shaft) (33-Teeth Sun Gear) (20-Splines) (8-3/4" Overall Length) (With 2-Clutch Overdrive Drum) (With 16-Teeth Excitor Ring) (*With 551/ 867/ 213/ 650/ 661/ 214/ 580/ 216/ 218/ 590/ 600/ 868)	1	
580	97732B	Planet, [A340] (Overdrive With Shaft) (31-Teeth Sun Gear) (26-Splines) (8-1/8" Overall Length) 1985-Up	1	
580	97732A	Planet, [A340] (Overdrive With Shaft) (31-Teeth Sun Gear) (20-Splines) (8-1/8" Overall Length) 1985-Up	1	
580	K97732A	Planet Kit, [A340] (Overdrive With Shaft) (31-Teeth Sun Gear) (20-Splines) (8-1/8" Overall Length) (With 2-Clutch Overdrive Drum) (With 16-Teeth Excitor Ring) (*With 551/ 867/ 213/ 650/ 661/ 214/ 580/ 216/ 218/ 590/ 600/ 868)	1	
580	K97732AA	Planet Kit, [A340] (Overdrive With Shaft) (31-Teeth Sun Gear) (20-Splines) (8-1/8" Overall Length) (With 2-Clutch Overdrive Drum) (With 32-Teeth Excitor Ring) (*With 551/ 867/ 213/ 650/ 661/ 214/ 580/ 216/ 218/ 590/ 600/ 868)	1	

A340 / A341 / A343

ILL#	PART#	DESCRIPTION	QTY	REF #
		HARD PARTS (Cont)		
580	97732E	Planet, [A340] (Overdrive With Shaft) (31-Teeth Sun Gear) (20-Splines) (8-3/4" Overall Length) 1985-Up	1	
580	K97732E	Planet Kit, [A340] (Overdrive With Shaft) (31-Teeth Sun Gear) (20-Splines) (8-3/4" Overall Length) (With 2-Clutch Overdrive Drum) (With 16-Teeth Excitor Ring) (*With 551/ 867/ 213/ 650/ 661/ 214/ 580/ 216/ 218/ 590/ 600/ 868)	1	
580	K97732EA	Planet Kit, [A340] (Overdrive With Shaft) (31-Teeth Sun Gear) (20-Splines) (8-3/4" Overall Length) (With 2-Clutch Overdrive Drum) (With 32-Teeth Excitor Ring) (*With 551/ 867/ 213/ 650/ 661/ 214/ 580/ 216/ 218/ 590/ 600/ 868)	1	
582	97747	Planet, [A340] (Forward) (4-Gear)	1	35720-30080
582	97747A	Planet, [A340] (Forward) (5-Gear) (*Will Not Retro Fit 4-Gear)	1	
584	97731	Planet, [A340] (Rear) (4-Gear) (*Uses 33-Teeth Sun Gear Made onto Forward Sun Gear Shaft)	1	
584	97731A	Planet, [A340] (Rear) (4-Gear) (*Uses 42-Teeth Sun Gear that Slides off Forward Sun Gear Shaft)	1	
584	97731B	Planet, [A340] (Rear) (5-Gear)	1	
590	97656	Ring Gear, [A340] (Overdrive Planet) (33-Teeth Sun Gear) (4-5/8"OD)	1	34731-30030
590	97656A	Ring Gear, [A340] (Overdrive Planet) (31-Teeth Sun Gear) (5-1/4"OD)	1	
592	97774	Ring Gear, [A340] (With Hub Forward Planet) (4.645"OD)	1	35075-30011
592	97774A	Ring Gear, [A340] (With Hub Forward Planet) (4.487"OD) (16/16"ID Bushing) (*For 4-Gear Planet)	1	
592	97774B	Ring Gear, [A340] (With Hub Forward Planet) (4.487"OD) (1-5/8"ID Bushing) (*For 5-Gear Planet)	1	
594	97825	Ring Gear, [A340] (Rear Planet) (18-Lugs)	1	35761-30020
600	97657	Hub, [A340] (Overdrive Ring Gear) (4"OD) (#222 is 1-7/8"OD)	1	
600	97657A	Hub, [A340] (Overdrive Ring Gear) (4"OD) (#222 is 2-5/16"OD)	1	
600	97657B	Hub, [A340] (Overdrive Ring Gear) (4-13/16"OD)	1	
604	97826	Hub, [A340] (Rear Ring Gear) (4.040"OD)	1	35762-50010
612	97765	Sun Gear, [A340] (Forward) (42-Teeth Front Sun Gear & 33-Teeth Rear Sun Gear Made onto Shaft)	1	35706-30060
612	97765A	Sun Gear, [A340] (Forward) (42-Teeth Front Sun Gear & 42-Teeth Rear Sun Gear that Slides off Shaft)	1	
	97765B	Sun Gear, [A340] (Rear) (42-Teeth) (Slides off of the Forward Sun Gear Shaft #612AA)	1	
622	97764	Shell, [A340] (Input) (8-Lugs)	1	35755-30010
630	97658	Support, [A340] (Overdrive) (Aluminum) (Cast # 8930)	1	35626-30020
630	97658A	Support, [A340] (Overdrive) (Aluminum) (Cast # 8931)	1	34103-50010
632	97713	Support, [A340] (2nd Brake Clutch) (16-Lugs) 1985-Up	1	35709-30061
		SPRAGS & ONE WAY CLUTCHES		
642	K97821	One Way Clutch Assembly, [A340] (Intermediate) (#1 One-Way Clutch)	1	
650	89728	Sprag, [A340] (Overdrive) (24-Lugs) (.450" Wide) 1985-Up	1	35714-32010
652	97821A	One-Way Clutch, [A340] (Intermediate) (#1 One-Way Clutch)	1	35790-30030
654	97724	One-Way Clutch, [A340] (Low) (#2 One-Way Clutch)	1	35792-14020
661	89895	Outer Race, [A340] (Overdrive Sprag) (44-Teeth) (.530" Thick) (2.830"ID) 1985-Up	1	
664	97746	Inner Race, [A340] (#2 One-Way Clutch)	1	
		HARD PARTS		
678	97737A	Output Shaft, [A340] (2WD) (18-5/16") (23-Rear Splines)	1	34771-30040
678	97737	Output Shaft, [A340] (2WD) (18-5/16") (21-Rear Splines)	1	83503944
678	97737AA	Output Shaft, [A340] (2WD) (18-5/16") (26-Rear Splines)	1	
678	97737E	Output Shaft, [A340] (2WD) (18-7/8") (27-Rear Splines)	1	
678	97737B	Output Shaft, [A340] (4x4) (16-1/8") (23-Rear Splines) (*With .709"OD Pilot on Rear of Shaft)	1	35771-35010
678	97737C	Output Shaft, [A340] (4x4) (16-1/4") (19-Rear Splines)	1	83503941

A340 / A341 / A343

ILL#	PART#	DESCRIPTION	QTY	REF #
		HARD PARTS (Cont)		
678	97737F	Output Shaft, [A340] (2WD) (16-1/2") (23-Rear Splines) (*With .630"OD Pilot on Rear of Shaft) (Bolt-on Yoke) (1-1/2" From Front of Shaft to 1st Snap Ring Groove)	1	
678	97737FA	Output Shaft, [A340] (2WD) (16-1/2") (23-Rear Splines) (*With .630"OD Pilot on Rear of Shaft) (Bolt-on Yoke) (1-1/4" From Front of Shaft to 1st Snap Ring Groove)	1	
678	97737D	Output Shaft, [A340] (4x4) (13-5/16") (27-Rear Splines)	1	
678	97737DA	Output Shaft, [A340] (4x4) (13-5/16") (23-Rear Splines)	1	
678	97737DB	Output Shaft, [A340] (4x4) (13-5/16") (21-Rear Splines)	1	
678	97737G	Output Shaft, [A340] (4x4) (11-9/16") (23-Rear Splines)	1	
678	97737H	Output Shaft, [A340] (4x4) (12-5/16") (23-Rear Splines) (1-1/8" From Rear End of Shaft to Ring Groove)	1	
678	97737J	Output Shaft, [A340] (4x4) (12-7/16") (23-Rear Splines) (1-11/16" From Rear End of Shaft to Ring Groove)	1	
678	97737K	Output Shaft, [A340] (2WD) (14-1/8")	1	
678	97737L	Output Shaft, [A340] (2WD) (14-7/8") (23-Rear Splines) (*No Pilot on Rear of Shaft) (Bolt-on Yoke)	1	
678	97737M	Output Shaft, [A340] (2WD) (15") (Bolt-on Yoke)	1	
680	97990	Rotor, [A340] (Speed Sensor) (Aluminum) (*With Magnet)	1	
680	97990A	Rotor, [A340] (Speed Sensor) (Steel) (*With 4-Legs)	1	
		VALVE BODIES (REBUILT)		
740	TO-8608	Valve Body, [A340] (Non-Turbo) (4-Cyl) 1985-99	1	
740	TO-8609	Valve Body, [A340] (Non-Turbo) (6-Cyl) 1986-99	1	
740	TO-8610	Valve Body, [A340] 2000-Up	1	
		VALVE BODIES		
740	97855	Valve Body, [A340] (3-Solenoid) (*Uses 1-Tube to Case)	1	
740	97855A	Valve Body, [A340] (3-Solenoid) (*Uses 2-Tubes to Case)	1	
740	97855AA	Valve Body, [A340] (3-Solenoid) (2-Tubes to Case) (Cast # 8930 on Case Side) (Cast # 8931 on Filter Side)	1	
740	97855B	Valve Body, [A340] (3-Solenoid) (3-Tubes to Case) (*With Cable Operated Throttle Valve) (Cast # 8930 on Case Side) (Cast # 8931 on Filter Side)	1	
740	97855BB	Valve Body, [A340] (3-Solenoid) (3-Tubes to Case) (Cast # 8930 on Case Side) (Cast # 8930 Filter Side)	1	
740	97855C	Valve Body, [A340] (3-Solenoid) (No Tubes to Case) (*With Cable Operated Throttle Valve) (Cast# 8938)	1	
740	97855D	Valve Body, [A340] (4-Solenoid) (No Tubes to Case) (*With Solenoid Operated Throttle Valve) (*Has an Accumulator that Looks Like Solenoid With No Connector) (Cast # 8935)	1	
740	97855E	Valve Body, [A340] (4-Solenoid) (1-Tube to Case) (*With Solenoid Operated Throttle Valve) (*Has an Accumulator that Looks Like Solenoid With No Connector) (Cast # 8935)	1	
740	97855F	Valve Body, [A340] (4-Solenoid) (2-Tubes to Case) (*With Solenoid Operated Throttle Valve) (*Has an Accumulator that Looks Like Solenoid With No Connector) (Cast # 8935)	1	
740	97855DA	Valve Body, [A340] (4-Solenoid) (No Tubes to Case) (*With Solenoid Operated Throttle Valve) (*Has an Accumulator that Looks Like Solenoid With No Connector) (Cast # 8938)	1	
740	97855DB	Valve Body, [A340] (4-Solenoid) (No Tubes to Case) (*With Cable Operated Throttle Valve) (Cast # 8932)	1	
740	97855DC	Valve Body, [A340] (4-Solenoid) (No Tubes to Case) (*No Throttle Valve) (Cast # 8932)	1	
740	97855G	Valve Body, [A343F] (5-Solenoids) 1998-Up	1	
740	97855H	Valve Body, [A341E] (5-Solenoids) 1993-Up	1	
		VALVE BODY COMPONENTS		
741	97855-01	Retainer Set, [A340] (Valve) (Rectanglar) (.654" x .236") (10 Per Pack)	1	Sonnax
741	97855-02	Retainer Set, [A340] (Valve) (Rectanglar) (.592" x .198") (10 Per Pack)	1	Sonnax
741	97855-03	Retainer Set, [A340] (Valve) (Rectanglar) (.572" x .198") (10 Per Pack)	1	Sonnax
741	97855-04	Retainer Set, [A340] (Valve) (Rectanglar) (.832" x .193") (10 Per Pack)	1	Sonnax

A340 / A341 / A343

ILL#	PART#	DESCRIPTION	QTY	REF #
		VALVE BODY COMPONENTS (Cont)		
741	97855-05	Retainer Set, [A340] (Valve) (Rectanglar) (.645" x .203") (10 Per Pack)	1	Sonnax
741	97855-06	Retainer Set, [A340] (Valve) (Rectanglar) (.551" x .195") (10 Per Pack)	1	Sonnax
741	97855-07	Pin, [A340] (Valve Body Plug Pins) (Solid) (10 Per Pack)	1	Sonnax
741	97855-08	Retainer Set, [A340] (Throttle Valve Stop) (10 Per Pack)	1	Sonnax
741	97855-24K	Valve Kit, Oversize Pressure Regulator, [A340] (Oversize Valve & Spring) (*Requires: 89010-TL)	1	Sonnax
	89010-TL	Reamer, (*For 97855-24K)	1	Sonnax
741	97855-27K	Kit, Lockup Relay Valve Sleeve, [A340] (With Inboard Sleeve, Outboard Sleeve, Separating Spring, & Retaining Pin) 1985-00	1	Sonnax
741	97855-23K	Valve & Sleeve, [A340] (TV Boost)	1	Sonnax
		HARD PARTS (Cont)		
750	97850	Bell Housing, [A340] (Cast # 8930 By Bottom Case Bolt Rear)	1	
750	97850A	Bell Housing, [A340] (Cast # 8934 By Bottom Case Bolt Rear)	1	
750	97850B	Bell Housing, [A340] (*Specify Cast # By Bottom Case Bolt Rear)	1	
760	97851	Case, [A340] (3-Oil Holes to Extension Housing) (6/8-Bolt Extension Housing) (No Pulse Generator) (No Top Mount) (*No Thread Hole in Front of Cooler Line Fitting) (Cast # 8930 Above Metal Tag)	1	
760	97851A	Case, [A340] (3-Oil Holes to Extension Housing) (6/8-Bolt Extension Housing) (No Pulse Generator) (No Top Mount) (*With Threaded Hole in Front of Cooler Line Fitting)	1	
760	97851B	Case, [A340] (2-Oil Holes to Extension Housing) (6/8-Bolt Extension Housing) (No Pulse Generator) (No Top Mount) (*No Threaded Hole in Front of Cooler Line Fitting)	1	
760	97851C	Case, [A340] (2-Oil Holes to Extension Housing) (6/8-Bolt Extension Housing) (No Pulse Generator) (No Top Mount) (*With Threaded Hole in Front of Cooler Line Fitting)	1	
760	97851D	Case, [A340] (2-Oil Holes to Extension Housing) (6/8-Bolt Extension Housing) (1-Pulse Generator) (No Top Mount) (*No Threaded Hole in Front of Cooler Line Fitting)	1	
760	97851E	Case, [A340] (2-Oil Holes to Extension Housing) (6/8-Bolt Extension Housing) (2-Pulse Generators) (No Top Mount) (*No Threaded Hole in Front of Cooler Line Fitting)	1	
760	97851F	Case, [A340] (2-Oil Holes to Extension Housing) (6/8-Bolt Extension Housing) (No Pulse Generator) (4-Hole Top Mount) (*No Threaded Hole in Front of Cooler Line Fitting) (Cast # 8934 Above Metal Tag)	1	
760	97851G	Case, [A340] (2-Oil Holes to Extension Housing) (6/8-Bolt Extension Housing) (With Pulse Generators) (4-Hole Top Mount) (*No Threaded Hole in Front of Cooler Line Fitting)	1	
760	97851H	Case, [A340] (2-Oil Holes to Extension Housing) (7-Bolt Extension Housing) (No Pulse Generator) (No Top Mount) (*With Threaded Hole in Front of Cooler Line Fitting) (Cast # 8980 Above Metal Tag)	1	
760	97851J	Case, [A340] (2-Oil Holes to Extension Housing) (7-Bolt Extension Housing) (1-Pulse Generator) (No Top Mount) (*No Threaded Hole in Front of Cooler Line Fitting) (Cast # 8980 Above Metal Tag)	1	
760	97851K	Case, [A340] (3-Oil Holes to Extension Housing) (7-Bolt Extension Housing) (No Pulse Generator) (No Top Mount) (*With Threaded Hole in Front of Cooler Line Fitting)	1	
760	97851L	Case, [A340] (1-Oil Hole to Extension Housing) (6/8-Bolt Extension Housing) (1-Hole Pulse Generator) (*No Thread Hole in Front of Cooler Line Fitting) (Cast # 8835) (*Tag # 35-50LS) (Caged Needle in Rear)	1	
		CASE COMPONENT		
761	97978	Check Ball Capsule, [A340] (With Spring in Case Under Valve Body) (Plastic Housing)	1	
		HARD PARTS (Cont)		
765	97854	Pan, [A340] (3-7/8" at Deep End) (9-1/2" Tube on Drivers Side) (*Tube Angles Up at 10:00)	1	
765	97854A	Pan, [A340] (3-7/8" at Deep End) (9-1/2" Tube on Drivers Side) (*Tube Angles Up at 11:30)	1	
765	97854B	Pan, [A340] (3-7/8" at Deep End) (12-1/4" Tube on Drivers Side)	1	
765	97854C	Pan, [A340] (3-7/8" at Deep End) (13-1/4" Tube on Passengers Side)	1	
765	97853	Pan, [A340] (2-3/4" at Deep End) (8-3/4" Tube on Passengers Side) (*Tube Angles Up at 12:30)	1	
765	97853A	Pan, [A340] (2-1/8" at Deep End) (7-3/4" Tube on Passengers Side)	1	

A340 / A341 / A343

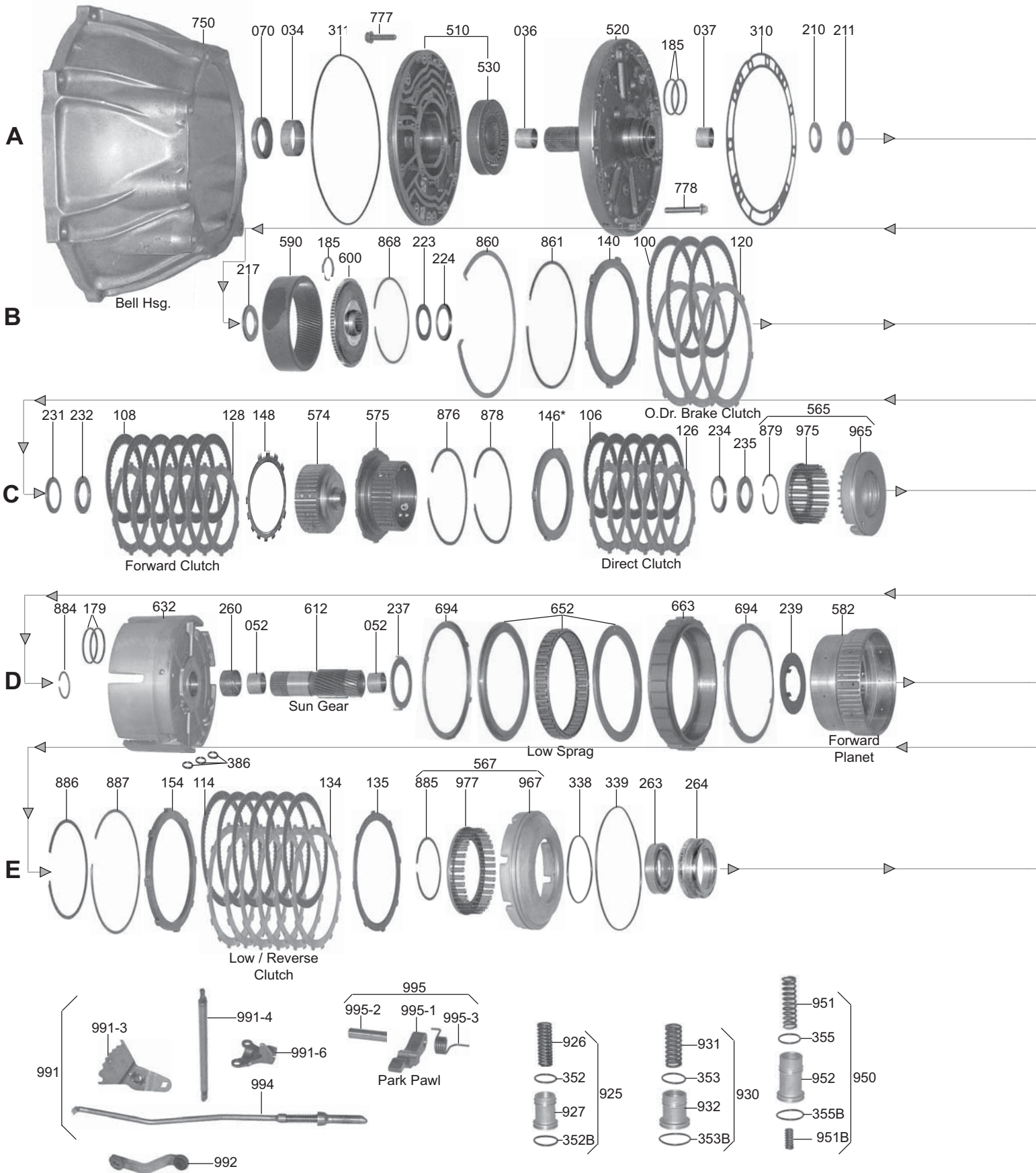
ILL#	PART#	DESCRIPTION	QTY	REF #
		HARD PARTS (Cont)		
765	97853B	Pan, [A340] (2-1/8" at Deep End) (7-3/4" Tube on Drivers Side)	1	
765	97853C	Pan, [A340] (2-1/8" at Deep End) (11-3/4" Tube on Drivers Side)	1	
765	97853D	Pan, [A340] (2-1/2" at Deep End) (15" Tube Drivers Side)	1	
770	97852	Extension Housing, [A340] (2WD) (8-3/4") (6-Bolt) (4-Bolt Bottom "V" Mount) (Speed-O Hole on Passengers Side) (Sensor Hole on Drivers Side) (Cast # 8900)	1	
770	97852A	Extension Housing, [A340] (2WD) (8-3/4") (6-Bolt) (4-Bolt Bottom "V" Mount) (Speed-O Hole & Sensor Hole on Drivers Side) (With 3-Threaded Bosses)	1	
770	97852AA	Extension Housing, [A340] (2WD) (8-3/4") (6-Bolt) (4-Bolt Bottom "V" Mount) (Speed-O Hole & Sensor Hole on Drivers Side) (With 2-Threaded Bosses) (Cast # 8963)	1	
770	97852AB	Extension Housing, [A340] (2WD) (8-3/4") (6-Bolt) (4-Bolt "V" Mount & 4-Bolt Flat Bottom Mount & 4-Bolt Top Flat Mount) (Speed-O Hole on Passengers Side) (Sensor Hole on Drivers Side) (Cast # 8921)	1	
770	97852AC	Extension Housing, [A340] (2WD) (8-3/4") (7-Bolt) (2-Bolt Bottom Flat Mount) (Speed-O Hole on Driver Side)	1	
770	97852C	Extension Housing, [A340] (2WD) (8-5/8") (7-Bolt) (2-Bolt Bottom Flat Mount) (2"ID Speed-O Hole & Sensor Hole on Drivers Side) (Cast # 8916 on Passengers Side)	1	
770	97852AD	Extension Housing, [A340] (2WD) (8-3/4") (6-Bolt) (2-Stud Bottom Mount) (Speed-O & Sensor Hole on Drivers Side)	1	
770	97852AE	Extension Housing, [A340] (2WD) (8-3/4") (6-Bolt) (4-Bolt Bottom Flat Mount) (Speed-O & Sensor Hole on Drivers Side) (With 3-Threaded Bosses)	1	
770	97852AF	Extension Housing, [A340] (2WD) (8-3/4") (6-Bolt) (6-Bolt Top Flat Mount) (Speed-O Hole on Passengers Side) (Cast # 8912 in Top Mount)	1	
770	97852D	Extension Housing, [A340] (2WD) (5-1/2") (7-Bolt) (4-Bolt Bottom "V" Mount) (4-Bolt Cover on Top) (*Looks Like a (4x4) but is not)	1	
770	97852E	Extension Housing, [A340] (2WD) (5") (6-Bolt) (4-Bolt Flat Rear Facing Mount) (Speed-O Hole on Passengers Side) (Cast # 8907 Rear Bottom)	1	
770	97852EA	Extension Housing, [A340] (2WD) (5") (6-Bolt) (4-Bolt Flat Rear Facing Mount) (*No Speed-O Hole) (Cast # 8917 Rear Bottom)	1	
770	97852F	Extension Housing, [A340] (2WD) (4-3/4") (6-Bolt) (4-Bolt Bottom Flat Mount) (Speed-O Hole on Passengers Side) (Sensor Hole on Drivers Side)	1	
770	97852G	Extension Housing, [A340] (2WD) (3-3/4") (6-Bolt) (4-Bolt Flat Rear Facing Mount) (*No Speed-O Hole)	1	
770	97852B	Extension Housing, [A340] (4x4) (6-1/4") (7-Bolt) (4-Bolt Cover on Top) (Sensor on Passengers Side)	1	
770	97852H	Extension Housing, [A340] (4x4) (5") (8-Bolt) (2-Bolt Bottom Mount) (Sensor on Drivers Side) (1.863"ID Seal)	1	
770	97852HA	Extension Housing, [A340] (4x4) (5") (8-Bolt) (2-Bolt Bottom Mount) (Sensor on Drivers Side) (1.914"ID Seal)	1	
770	97852J	Extension Housing, [A340] (4x4) (4-1/2") (6-Bolt) (4-Bolt Top Flat Mount) (Sensor on Passengers Side) (Cast # 36117-8906 Top Front)	1	
770	97852K	Extension Housing, [A340] (4x4) (3-5/8") (7-Bolt) (Sensor on Passengers Side) (1.914"ID Seal)	1	
770	97852L	Extension Housing, [A340] (4x4) (3-1/2") (7-Bolt) (2-Bolt Bottom Flat Mount) (*No Sensor) (1.800"ID Seal)	1	
770	97852LA	Extension Housing, [A340] (4x4) (3-1/2") (7-Bolt) (2-Bolt Bottom Flat Mount) (Sensor on Drivers Side) (1.800"ID Seal) (Cast # 8930 Inside Front)	1	
774	97922	Housing, [A340] (Driven Speed-O Gear)	1	
775	TO-FN	Bolt, [A340] (Converter) (8 x 1.25mm)	AR	
775	TO-FN2	Bolt, [A340] (Converter) (9 x 1.25mm)	AR	
	97227	Gear, [A340] (Driven Speed-O)	1	
853	97135	Cushion, [A340] (Forward Clutch Steel) (8 Teeth)	1	35672-30010
859	97136	Cushion, [A340] (Low / Reverse Clutch) (.079" Thick) (Beveled)	1	
905	K97895	Servo Assembly, [A340] (2-7/8" Pin)	1	
905	K97895A	Servo Assembly, [A340] (3-1/8" Pin)	1	
906	97890	Spring, [A340] (Servo)	1	

A340 / A341 / A343

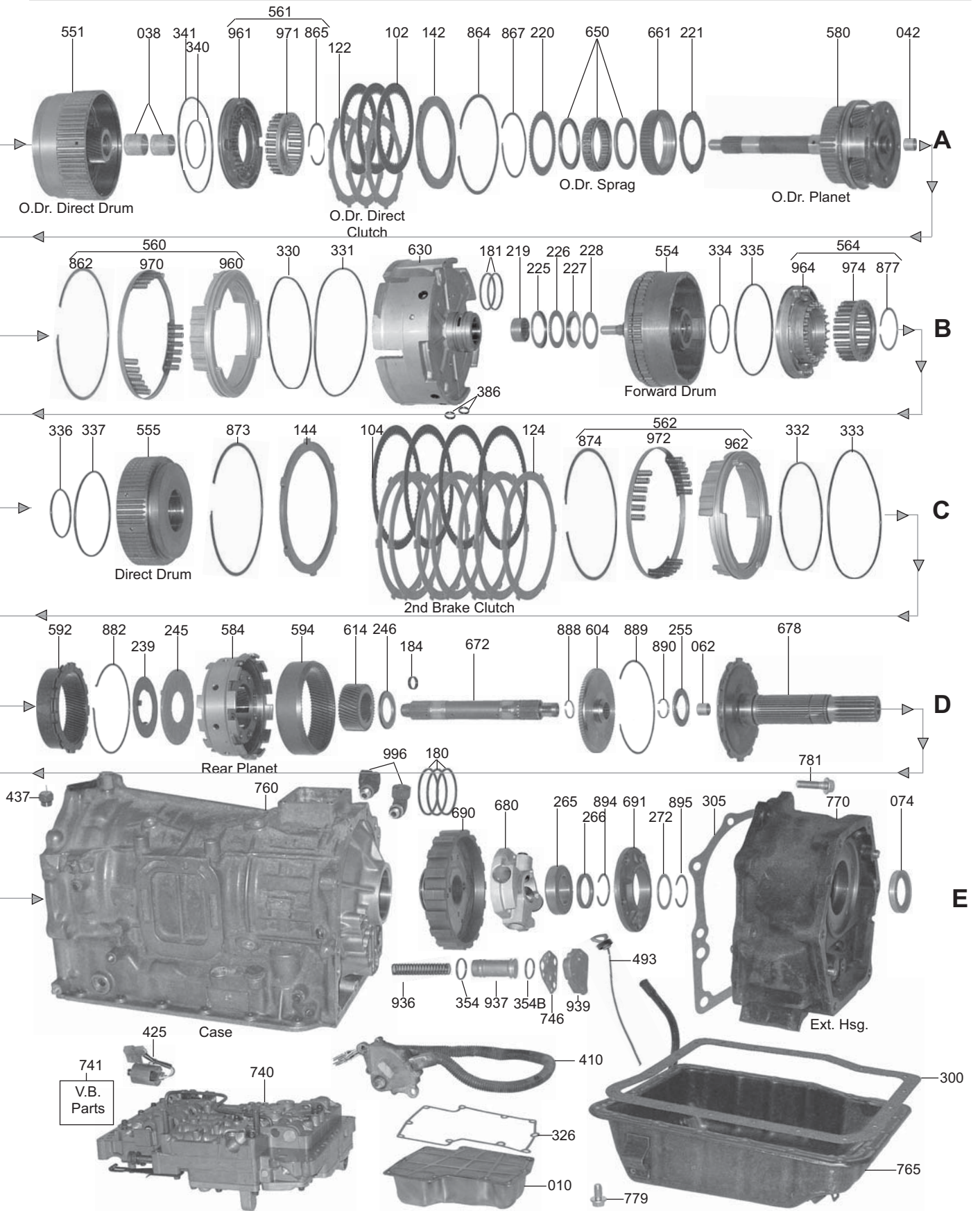
ILL#	PART#	DESCRIPTION	QTY	REF #
		HARD PARTS (Cont)		
907	97891	Piston, [A340] (Servo) (*Fits 2-7/8" Pin)	1	
907	97891A	Piston, [A340] (Servo) (*Fits 3-1/8" Pin)	1	
909	97892	Cover, [A340] (Servo) (*Fits Servo With 2-7/8" Pin)	1	
909	97892A	Cover, [A340] (Servo) (*Fits Servo With 3-1/8" Pin)	1	
925	K97894	Accumulator Assembly, [A340] (4-Pistons With 7-Loose Springs)	1	
925	K97894A	Accumulator Assembly, [A340] (4-Pistons With Springs Attached)	1	
960	97806	Piston, [A340] (Overdrive Brake Clutch) (6-1/4"OD) (1.843" Tall) (*Fits Support #630 With Cast # 8931)	1	
960	97806A	Piston, [A340] (Overdrive Brake Clutch) (6-1/4"OD) (1.687" Tall) (*Fits Support #630 With Cast # 8931)	1	
960	97806B	Piston, [A340] (Overdrive Brake Clutch) (6"OD) (1.847" Tall) (*Fits Support #630 With Cast # 8930)	1	
960	97806C	Piston, [A340] (Overdrive Brake Clutch) (6"OD) (1.673" Tall) (*Fits Support #630 With Cast # 8930)	1	
961	97807	Piston, [A340] (Overdrive Clutch)	1	
962	97808	Piston, [A340] (2nd Brake Clutch)	1	
964	97809	Piston, [A340] (Forward Clutch) (.493" Thick)	1	
964	97809A	Piston, [A340] (Forward Clutch) (.453" Thick)	1	
965	97810	Piston, [A340] (Direct Clutch) (4-5/8"OD)	1	
965	97810A	Piston, [A340] (Direct Clutch) (5"OD)	1	
967	K97811	Piston Set, [A340] (Low / Reverse Clutch) (2.645" Tall) (3-Piece) (Largest Piston is 2.645" Tall)	1	
967	K97811A	Piston Set, [A340] (Low / Reverse Clutch) (2.750" Tall) (3-Piece) (Largest Piston is 2.750" Tall)	1	
967	K97811B	Piston Set, [A340] (Low / Reverse Clutch) (2.925" Tall) (3-Piece) (Largest Piston is 2.925" Tall)	1	
970	97970	Retainer W/Springs, [A340] (Overdrive Brake Clutch) (6-1/4"OD)	1	
970	97970A	Retainer W/Springs, [A340] (Overdrive Brake Clutch) (6"OD)	1	
971	97971	Retainer W/Springs, [A340] (Overdrive Direct Clutch Return)	1	
972	97972	Retainer W/Springs, [A340] (2nd Brake Clutch Return)	1	
974	97973	Retainer W/Springs, [A340] (Forward Clutch Return)	1	
975	97974	Retainer W/Springs, [A340] (Direct Clutch Return)	1	
977	97975	Retainer W/Springs, [A340] (Low / Reverse Clutch) (20-Springs)	1	
977	97975A	Retainer W/Springs, [A340] (Low / Reverse Clutch) (18-Springs)	1	
977	97975B	Retainer W/Springs, [A340] (Low / Reverse Clutch) (16-Springs)	1	
982	97976	Retainer, [A340] (2nd Brake Clutch)	1	
991	K97676	Linkage Assembly, [A340] (Internal) (*Manual Lever Passenger Side)	1	
991	K97676A	Linkage Assembly, [A340] (Internal) (*Manual Lever Drivers Side)	1	
991	97677	Actuator, [A340] (Park Rod) (12")	1	
991	97677A	Actuator, [A340] (Park Rod) (19")	1	
995	K97678	Park Pawl Assembly, [A340]	1	
996	97280	Fitting, [A340] (Cooler Line) (Straight) (2" Tall)	1	
996	97281	Fitting, [A340] (Cooler Line) (Elbow) (2" Tall)	1	
996	97281A	Fitting, [A340] (Cooler Line) (Elbow With Small Threaded Hole on Top)	1	
996	97281B	Fitting, [A340] (Cooler Line) (Elbow) (3-1/2" Tall)	1	
996	97281C	Fitting, [A340] (Cooler Line) (Elbow) (3-1/2" Tall) (*With Electric Sensor in the Side)	1	

A440F / A442F

RWD 4 Speed



RWD 4 Speed



A440F / A442F

ILL#	PART#	DESCRIPTION	QTY	REF #
		OVERHAUL KITS		
	K94900	Overhaul Kit, [A440F] (Without Transfer Case Parts) 1985-95	1	
	K94900B	Overhaul Kit, [A440F] (With Transfer Case Parts) (Landcruiser & Samurai) 10/1985-8/92	1	
	K94900E	Overhaul Kit, [A442F] (With Transfer Case Parts) 8/1992-1/95	1	
	K94900	Overhaul Kit, [A440F] (Transfer Case & Power Take Off (PTO) Only*) 10/1985-8/92	1	
	K94900F	Overhaul Kit, [A442F] (Transfer Case Only*) 8/1992-1/95	1	
		MASTER L/STEEL KITS		
	DK9400-S	Master L/Steels Kit, [A440F] (Without Transfer Case Parts) 1985-8/92	1	
	DK9400A-S	Master L/Steels Kit, [A442F] (Without Transfer Case Parts) 8/1992-1/95	1	
		MASTER W/STEEL KITS		
	DK9400	Master W/Steels Kit, [A440F] (Without Transfer Case Parts) 1985-8/92	1	
	DK9400A	Master W/Steels Kit, [A442F] (Without Transfer Case Parts) 8/1992-1/95	1	
		FILTERS		
010	94710	Filter, [A440F] (5/8" Thick) 1985-95	1	35330-60011
010	94710A	Filter, [A440F] (2" Thick) 1985-95	1	35303-60010
010	94710B	Filter, [A442F] 1993-95	1	35330-60010
		FILTER KITS		
	FK94710	Filter Kit, [A440F] (5/8" Thick) 1985-92	1	
	FK94710A	Filter Kit, [A440F] (2" Thick) 1985-92	1	
	FK94710B	Filter Kit, [A442F] 1993-95	1	
		BUSHINGS		
	K94000	Bushing Kit, [A440] (8-Bushings) 1985-95	1	
034	94005	Bushing, [A440F / A442F] (Pump Body) 1985-95	1	
		METAL CLAD SEALS		
070	94151	Seal, [A440F / A442F] (Front Pump) 1985-95	1	90311-42010
	78197	Seal, [A440F / A442F] (Manual Lever Shaft) 1985-95	2	90311-12002
074	94152	Seal, [A440F / A442F] (Extension Housing) 1985-95	1	90311-48016
	89157	Seal, [A440F / A442F] (Speedometer Gear Shaft) 1985-95	1	90310-09001
		FRICTION CLUTCHES		
100	94100	Friction, [A440F] (Overdrive Brake Clutch) (.083") (70-Teeth) 1985-92	3	35633-36060
100	94100A	Friction, [A442F] (Overdrive Brake Clutch) (.083") (75-Teeth) 1993-95	3	35633-36050
102	94102	Friction, [A440F / A442F] (Overdrive Direct Clutch) (.083") (46-Teeth) 1985-95	3	35633-60040
104	94100	Friction, [A440F / A442F] (2nd Brake Clutch) (.083") (70-Teeth) 1985-95	4-5	35633-36060
106	94102	Friction, [A440F / A442F] (Direct Clutch) (.083") (46-Teeth) 1985-95	5	35633-60040
108	94102	Friction, [A440F / A442F] (Forward Clutch) (.083") (46-Teeth) 1985-95	6-7	35633-60040
114	94104	Friction, [A440F / A442F] (Low / Reverse Clutch) (.067") (70-Teeth) 1985-95	6	35633-60030
		STEEL CLUTCHES		
120	94105	Steel, [A440F] (Overdrive Brake Clutch) (.094") (6-Teeth) (6.00"ID) 1985-92	2-3	35632-60010
120	94105C	Steel, [A442F] (Overdrive Brake Clutch) (.078") (6-Teeth) 1993-95	2-3	35632-60040
120	94105B	Steel, [A442F] (Overdrive Brake Clutch) (.158") (6-Teeth) (6.400"ID) 1993-95	1	35632-60020
120	94105A	Steel, [A440F] (Overdrive Brake Clutch) (.095") (6-Teeth) (6.400"ID) 1985-Up	2	35632-60010
122	94101	Steel, [A440F / A442F] (Overdrive Direct Clutch) (.071") (10-Teeth) 1985-95	3	35634-36010
122	94101C	Steel, [A440F / A442F] (Overdrive Direct Clutch) (.079") (10-Teeth) 1985-95	AR	35634-36040
122	94101A	Steel, [A440F / A442F] (Overdrive Direct Clutch) (.087") (10-Teeth) 1985-95	AR	35634-36050
122	94101B	Steel, [A440F / A442F] (Overdrive Direct Clutch) (.095") (10-Teeth) 1985-95	AR	35634-36020
124	94105	Steel, [A440F] (2nd Brake Clutch) (.095") (6-Teeth) 1985-90	4-5	35632-60010
124	94105C	Steel, [A440F / A442F] (2nd Brake Clutch) (.079") (6-Teeth) 1990-95	7	35632-60040

A440F / A442F

ILL#	PART#	DESCRIPTION	QTY	REF #
		STEEL CLUTCHES (Cont)		
126	94101	Steel, [A440F / A442F] (Direct Clutch) (.071") (10-Teeth) 1985-95	5	35634-36010
128	94101	Steel, [A440F / A442F] (Forward Clutch) (.071") (10-Teeth) 1985-95	6	35634-36010
128	94101C	Steel, [A440F / A442F] (Forward Clutch) (.079") (10-Teeth) 1985-95	AR	35634-36040
128	94101A	Steel, [A440F / A442F] (Forward Clutch) (.087") (10-Teeth) 1985-95	AR	35634-36050
128	94101B	Steel, [A440F / A442F] (Forward Clutch) (.095") (10-Teeth) 1985-95	AR	35634-36020
134	94103	Steel, [A440F] (Low / Reverse Clutch) (.071") (16-Teeth) 1985-92	6	35632-36020
134	94103A	Steel, [A442F] (Low / Reverse Clutch) (.095") (16-Teeth) 1993-95	6	35632-36030
134	94103B	Steel, [A442F] (Low / Reverse Clutch) (.110") (16-Teeth) 1993-95	6	
135	94965	Cushion Steel, [A440F / A442F] (Low / Reverse Clutch) (.100") (8-Teeth) 1985-95	1	
		CLUTCH PRESSURE PLATES		
140	94715	Pressure Plate, [A440F / A442F] (Overdrive Brake Clutch) (Top) (.195") (6-Teeth) 1985-95	1	35676-60010
142	94716	Pressure Plate, [A440F / A442F] (Overdrive Direct Clutch) (Top) (4-Teeth) 1985-95	1	
144	94717	Pressure Plate, [A440F / A442F] (2nd Brake Clutch) (Top) (.198") (6-Teeth) 1985-95	1	
146	94719	Pressure Plate, [A440F / A442F] (Direct Clutch) (Top) (.211") (4-Teeth) (Cast # 2) 1985-95	1	35675-60010
148	94964	Wavy Steel, [A440F / A442F] (Forward Clutch) (.078") (10-Teeth) 1985-95	1	35634-36010
154	94721	Pressure Plate, [A440F / A442F] (Low / Reverse Clutch) (Top) (.260") (8-Teeth) 1985-95	1	
154	94721A	Pressure Plate, [A440F / A442F] (Low / Reverse Clutch) (Top) (.276") (8-Teeth) 1985-95	1	
		OIL SEALING RING		
	K94903	Ring Kit, [A440F / A442F] 1985-95	1	
		WASHERS & BEARINGS		
210	94431	Race, [A440] (Stator to Drum) (1.685"OD) (.025" Thick)	1	35789-36050
210	94431A	Race, [A440] (Stator to Drum) (1.685"OD) (.034" Thick)	1	
210	94431B	Race, [A440] (Stator to Drum) (1.685"OD) (.049" Thick)	1	
211	94421	Bearing W/Race, [A440F] (Stator to Drum) (1.885"OD)	1	90374-32005
217	94422	Bearing W/Race, [A440F] (Overdrive Planet to Hub) (1.642"OD)	1	34738-36010
220	94401	Washer, [A440F] (Overdrive Sprag) (57-Teeth) (.056")	1	
219	94423	Caged Needle Bearing, [A440F] (Overdrive Support to Forward Drum Shaft) (1.300"OD)	1	
225	94432	Cup Race, [A440F] (Support to Forward Drum) (2.045"OD) (*Also Fits Forward Clutch Hub Front & Rear)	1-3	35789-36020
226	94423	Bearing, [A440F] (Support to Forward Drum) (2.039"OD) (.077" Thick)	1	90374-34001
227	94433	Race, [A440F] (Support to Forward Drum) (Top Hat) (1.970"OD)	1	
228	94444	Shim, [A440F] (Support to Forward Drum) (Selective) (*Specify Thickness .039" to .069")	1	
231	94432	Cup Race, [A440F] (Forward Drum to Forward Hub)	1	
232	94424	Bearing & Race, [A440F] (Forward Drum to Hub & Forward Drum to Direct Drum) (2.038"OD) (.110" Thick)	1-2	90374-32005
234	94424	Bearing & Race, [A440F] (Forward Hub to Direct Drum)	1	
235	94432	Cup Race, [A440F] (Forward Hub to Direct Drum)	1	
237	94402	Washer, [A440F] (Front Planet) (Front) (.070" Thick) (2-Tab)	1	
239	94445	Shim, [A440F] (2nd Brake Support to Front Planet) (4-Inner Tabs) (Steel)	1	35737-60011
245	94403	Washer, [A440F] (Front to Rear Planet) (Plastic) (4.050"OD) (4-Tab)	1	35738-60020
246	94426	Bearing & Race, [A440F] (Rear Sun Gear to Hub) (2.084"OD) (.108" Thick)	1	
260	94427	Caged Bearing, [A440F] (2nd Brake Support to Sun Gear) (1.300"OD) (.585" Thick)	1	
263	94428	Ball Bearing, [A440F] (Case to Output Shaft) (2.950"OD) (1.770"ID)	1	
264	94436	Race, [A440F] (Presses in Case) (3.165"OD) (.878" Thick)	1	
265	94429	Ball Bearing, [A440F] (Extension Housing) (1.574"ID)	1	
266	94446	Spacer, [A440F] (Output Shaft) (.204" Thick) (1.967"OD) (1.581"ID)	1	
272	94447	Shim, [A440F] (Output Shaft) (.063")	1	

A440F / A442F

ILL#	PART#	DESCRIPTION	QTY	REF #
		GASKETS & RUBBER COMPONENTS		
300	94500	Pan Gasket, [A440F / A442F] (Bottom) 1985-95	1	35168-36010
310	94510	Gasket, [A440F] (Pump)	1	
311	94529	O-Ring, [A440F] (Pump)	1	
326	94505	Gasket, [A440F] (Filter) 1985-92	1	35339-60020
		TECHNICAL MANUAL		
	TMA440FCD	Technical Manual, [A440F / A442F] (CD Only*) 1985-95	1	ATSG
		ELECTRICAL COMPONENTS		
410	94947	Switch, [A440F] (External) (2-Bolt) (10-Wire) (28-1/2" Wire Harness)	1	
437	94958	Sensor, [A440F] (Screw In) (Brass) (18" Harness) (1-Wire Type) (*By the Cooler Fittings)	1	
446	94998	Wire Harness, [A440F] (Internal / External) (1-Connector & 2-Wire)	1	
		HARD PARTS		
500	94911	Pump, [A440F] (With 28-Teeth Inner Gear)	1	
500	94911A	Pump, [A440F] (With 11-Teeth Inner Gear) (.470" Thick)	1	
500	94911B	Pump, [A440F] (With 11-Teeth Inner Gear) (.720" Thick)	1	
510	94912	Pump Body, [A440F] (With 28-Teeth Inner Gear)	1	35035-36010
510	94912A	Pump Body, [A440F] (With 11-Teeth Inner Gear) (.470" Thick)	1	35035-60010
510	94912B	Pump Body, [A440F] (With 11-Teeth Inner Gear) (.720" Thick)	1	
520	94913	Stator, [A440F] (*Used With 28-Teeth Inner Pump Gear) (2.005" Diameter Ring Tower)	1	35308-36010
520	94913A	Stator, [A440F] (*Used With 11-Teeth Inner Pump Gear) (2.005" Diameter Ring Tower)	1	35308-60020
551	94975	Drum, [A440F] (Overdrive Direct) (10-Teeth Steels) (Cast Iron) (35-Teeth Sun Gear)	1	
554	94978	Drum, [A440F] (Forward Without PTO Gear) (.930" Diameter Splines)	1	35701-60010
555	94972	Drum, [A440F] (Direct Clutch) (10-Teeth Steels) (1-1/2" Long Outer Splines)	1	35651-36010
574	94322	Hub, [A440F] (Forward Clutch) (20-Inner Splines) (2.140" Tall)	1	35631-36010
575	94323	Pressure Plate & Hub, [A440F] (Forward Clutch) (Top) (10-Teeth) (42-Splines)	1	35654-36011
580	94977	Planet, [A440F] (Overdrive) (35-Teeth Sun Gear) (46-Teeth Friction Splines)	1	34710-36010
582	94748	Planet, [A440F] (Forward) (Left Angled Cut Gears) (8-Holes In Sprag Race)	1	35720-60010
584	94976	Planet, [A440F] (Rear) (Angled Cut Gears) (2.351" Thick)	1	35760-60010
590	94656	Ring Gear, [A440F] (Overdrive Planet) (89-Teeth) (Right Angle) (1.538" Wide)	1	34731-36010
592	94774	Ring Gear, [A440F] (Forward Planet) (3.205" Thick) (Right Angled Teeth)	1	35743-60010
594	94825	Ring Gear, [A440F] (Rear Planet) (1.420" Thick) (Angled Teeth)	1	
600	94657	Hub, [A440F] (Overdrive Planet) (89-Teeth) (20-Splines)	1	
604	94826	Hub, [A440F] (Rear) (20-Splines) (82-Angled Teeth on Overdrive)	1	35761-60010
612	94989	Sun Gear, [A440F] (Forward) (28-Angled Teeth) (5.084" Long)	1	35706-60011
614	94990	Sun Gear, [A440F] (Rear) (44-Angled Teeth No Groove) (1.043" Thick)	1	
630	94983	Support, [A440F] (Overdrive Brake) (4-3/16" Tall) (Aluminum)	1	34101-60010
632	94658	Support, [A440F] (2nd Brake) (3-7/16" Tall) (Aluminum)	1	35709-36010
		SPRAGS & ONE WAY CLUTCHES		
650	94728	Sprag, [A440F] (Overdrive) (22-Elements) (.610" Wide)	1	35791-36010
652	94727	Sprag, [A440F] (Low) (46-Elements) (6-3/16"OD) (.808" Wide)	1	35790-36010
		HARD PARTS (Cont)		
661	94652	Outer Race, [A440F] (Overdrive Sprag) (57-Teeth) (2.810"ID)	1	34713-36010
663	94652A	Outer Race, [A440F] (Low Sprag) (16-Lugs) (1.145" Thick) (6-1/8"OD)	1	
672	94979	Input Shaft, [A440F] (8-1/8" Long)	1	35713-36011
678	94980	Output Shaft, [A440F] (4WD) (7-1/2" Long)	1	35073-60010
680	94412	Governor, [A440F] (8-Bolt) (Aluminum)	1	
690	94690	Park Gear, [A440F] (18-Lugs) (3-Ring Grooves) (8-Bolt Governor)	1	

A440F / A442F

ILL#	PART#	DESCRIPTION	QTY	REF #
		VALVE BODY		
740	94987	Valve Body, [A440F] (1-Switch)	1	
		VALVE BODY COMPONENT		
	94688	Plate, [A440F] (Accumulator) (10-Holes)	1	
		HARD PARTS (Cont)		
750	94895	Bell Housing, [A440F] (Closed Stator at 9:30) (No Case Dowel Pins)	1	
760	94981	Case, [A440F] (No PTO) (Top Mount) (Has Governor Bore)	1	
765	94801	Pan, [A440F] (20-Bolts) (Front Passenger Side Filler Tube)	1	
770	94982	Extension Housing, [A440] (4x4) (4.625" Long) (6-Bolts to Transfer Case) (Cast Iron)	1	
770	94982A	Extension Housing, [A440] (4x4) (4.180" Long) (6-Bolts to Transfer Case) (Cast Iron)	1	
925	K94890	Accumulator Assembly, [A440F] (BO- Accumulator)	1	
930	K94891	Accumulator Assembly, [A440F] (C2- Accumulator)	1	
936	94893	Spring, [A440F] (C1- Accumulator) (3.535" Long)	1	
937	94880	Piston, [A440F] (C1- Accumulator) (2.495" Long)	1	
939	94988	Cover, [A440F] (C1- Accumulator) (4-Bolt) (Aluminum)	1	
950	K94892	Accumulator Assembly, [A440F] (B2- Accumulator)	1	
960	94806	Piston, [A440F] (Overdrive Brake) (1.480" Thick)	1	35621-36010
961	94807	Piston, [A440F] (Overdrive Direct Clutch) (24-Springs) (2.160"ID)	1	
962	94808	Piston, [A440F] (2nd Brake) (1.480" Thick) (5.735"ID)	1	
964	94809	Piston, [A440F] (Forward Clutch) (22-Spring Pockets) (4.985"OD)	1	35602-36010
965	94810	Piston, [A440F] (Direct Clutch) (.790" Thick) (22-Splines) (4.672"OD)	1	35606-36010
967	94811	Piston, [A440F] (Low / Reverse) (1-1/2" Thick) (6-7/8"OD)	1	
970	94970	Spring Retainer, [A440F] (Overdrive Clutch) (6-15/16"OD) (*Also Fits 2nd Brake Clutch)	1-2	
971	94971	Retainer, [A440F] (Overdrive Direct Clutch) (24-Springs) (3.380"OD)	1	
972	94970	Spring Retainer. [A440F] (2nd Brake Clutch) (6-15/16"OD)	1	
974	94972	Retainer, [A440F] (Forward Clutch) (22-Spring) (3.332"OD) (*Also Fits Direct Clutch Retainer)	1-2	
975	94972	Retainer, [A440F] (Direct Clutch) (22-Springs) (3.332"OD)	1	
977	94973	Spring & Retainer, [A440F] (Low / Reverse) (36-Springs) (5"OD) (3-5/8"OD)	1	
991	K94676	Linkage Assembly, [A440F] (Internal)	1	
995	K94678	Park Pawl Assembly, [A440F] (3-Pieces)	1	
996	K94280	Fitting Set, [A440F] (Cooler Line) (Elbow Type)	1	

A650E [Lexus]

RWD 5 SPEED

ILL#	PART#	DESCRIPTION	QTY	REF #
		OVERHAUL KIT		
	K97900J	Overhaul Kit, [A650E] (GS300>8/1997-02), (GS400>8/1997-2/01), (GS430>3/2001-02), (SC300>9/1997-02), (SC400>9/1997-12/01), (SC430>1/2002-6/02), (IS300>5/2000-7/02), (LS400>9/1997-7/00), (LS430>8/2000-02)	1	
		MASTER L/STEEL KIT		
	DK9700J-S	Master L/Steel Kit, [A650E] (GS300>8/1997-02), (GS400>8/1997-2/01), (GS430>3/2001-02), (SC300>9/1997-02), (SC400>9/1997-12/01), (SC430>1/2002-6/02), (IS300>5/2000-7/02), (LS400>9/1997-7/00), (LS430>8/2000-02)	1	
		MASTER W/STEEL KIT		
	DK9700J	Master W/Steel Kit, [A650E] (GS300>8/1997-02), (GS400>8/1997-2/01), (GS430>3/2001-02), (SC300>9/1997-02), (SC430>1/2002-6/02), (IS300>5/2000-7/02), (LS400>9/1997-7/00), (LS430>8/2000-02)	1	
		FILTER		
	97710J	Filter, [A650E] 1998-Up	1	
		BAND		
	97700A	Band, [A650E] 1998-Up	1	
		METAL CLAD SEALS		
	67550	Seal, [A650E] (Front Pump) 1998-Up	1	
	97158	Seal, [A650E] (Extension Housing) 1998-Up	1	
		FRICTION CLUTCHES		
	97102A	Friction, [A650E] (Forward) (.075") (40-Teeth) (4.973"OD) (High-Energy) 1998-Up	5-6	
	97103J	Friction, [A650E] (Direct) (.067") (40-Teeth) (5.178"OD) (High-Energy) 1998-Up	5	
	97104J	Friction, [A650E] (Low / Reverse) (.067") (44-Teeth) (5.420"OD) (Tan) 1998-Up	6	
	97100J	Friction, [A650E] (2nd Brake) (.071") (36-Teeth) (5.940"OD) (High-Energy) 1998-Up	5	
	97109J	Friction, [A650E] (2nd Brake) (.087") (35-Teeth) (5.575"OD) (High-Energy) 1998-Up	5	
	97108	Friction, [A650E] (Overdrive Direct) (.083") (32-Teeth) (4.970"OD) (Tan) 1998-Up	2	
	97101	Friction, [A650E] (Overdrive Brake) (.081") (24-Teeth) (6.529"OD) (Tan) 1998-Up	4	
		STEEL CLUTCHES		
	89102	Steel, [A650E] (Forward) (.071") (8-Teeth) (4.138"ID) 1998-Up	5-6	
	89102B	Steel, [A650E] (Forward) (.055") (8-Teeth) (4.138"ID) 1998-Up	1	
	97111A	Steel, [A650E] (Forward) (SC400 / 430) (.091") (8-Teeth) (4.135"ID) 1998-Up	5	
	97133J	Steel, [A650E] (Direct) (.071") (24-Teeth) (4.155"ID) 1998-Up	5	
	97114J	Steel, [A650E] (Low / Reverse) (.071") (18-Teeth) (4.872"ID) 1998-Up	5	
	97113J	Steel, [A650E] (2nd Brake) (.106") (8-Teeth) (5.175"ID) 1998-Up	4	
	97113K	Steel, [A650E] (2nd Brake) (.078") (8-Teeth) (5.175"ID) 1998-Up	1	
	97118J	Steel, [A650E] (3rd Brake) (.114") (23-Teeth) (4.861"ID) 1998-Up	5	
	97110	Steel, [A650E] (Overdrive Direct) (.078") (24-Teeth) (4.127"ID) 1998-Up	2	
	97110B	Steel, [A650E] (Overdrive Direct) (.098") (24-Teeth) (4.127"ID) 1998-Up	1	
	97100	Steel, [A650E] (Overdrive Brake) (.078") (6-Teeth) (5.634"ID) 1998-Up	3	
		GASKETS & RUBBER COMPONENTS		
	97500	Pan Gasket, [A650E] 1998-Up	1	
	46505	O-Ring, [A650E] (Pump to Case)	1	

ILL#	PART#	DESCRIPTION	QTY	REF #
		OVERHAUL KITS		
	K127900	Overhaul Kit, [A750E] (2WD) & [A750F] (4WD) (4 Runner >8/2002-07), (FJ Cruiser >2006-07), (Land Cruiser >8/2002-07), (Sequoia >8/04-07), (Tacoma,Tundra >8/2004-07), (Lexus GX470 >11/2002-07), (LX470 >8/2002-07)	1	
	K127900A	Overhaul Kit, [A761E] (*Without Pistons) (Lexus GS400, GS430 >1/2005-07), (IS250, IS350 >8/2005-07), (LS430 >1/2005-07), (SC430 >8/2005-07)	1	
	K127900AP	Overhaul Kit, [A761E] (*With Pistons) (Lexus GS400, GS430 >1/2005-07), (IS250, IS350 >8/2005-07), (LS430 >1/2005-07), (SC430 >8/2005-07)	1	
		*****[A750E / A750F] Does Not Use Bonded Pistons*****		
		PISTON KIT		
	K127940	Bonded Piston Kit, [A761E] (Contains: (2-Pistons 1-Coast & 1-Forward) 2005-Up	1	
		MASTER L/STEEL KITS		
	DK12700-S	Master L/Steels Kit, [A750E] (2WD) & [A750F] (4WD) (4 Runner >8/2000-07), (FJ Cruiser >2006-07), (Land Cruiser >8/2002-07), (Sequoia >8/2004-07), (Tacoma,Tundra >8/2004-07), (Lexus GX470 >11/2002-07), (LX470 >8/2002-07)	1	
	DK12700AP-S	Master L/Steels Kit, [A761E] (*With Pistons) (Lexus GS400, GS430 >1/2005-07), (IS250, IS350 >8/2005-07), (LS430 >1/2005-07), (SC430 >8/2005-07)	1	
	DK12700A-S	Master L/Steels Kit, [A761E] (*Without Pistons) (Lexus GS400, GS430 >1/2005-07), (IS250, IS350 >8/2005-07), (LS430 >1/2005-07), (SC430 >8/2005-07)	1	
		MASTER W/STEEL KITS		
	DK12700	Master W/Steels Kit, [A750E] (2WD) & [A750F] (4WD) (4 Runner >8/2002-07), (FJ Cruiser > 2006-07), (Land Cruiser >8/2002-07), (Sequoia >8/2004-07), (Tacoma, Tundra >8/2004-07), (Lexus GX470 >11/2002-07), (LX470 >8/2002-07)	1	
	DK12700AP	Master W/Steels Kit, [A761E] (*With Pistons) (Lexus GS400, GS430 >1/2005-07), (IS250, IS350 >8/2005-07), (LS430 >1/2005-07), (SC430 >8/2005-07)	1	
	DK12700A	Master W/Steels Kit, [A761E] (*Without Pistons) (Lexus GS400, GS430 >1/2005-07), (IS250, IS350 >8/2005-07), (LS430 >1/2005-07), (SC430 >8/2005-07)	1	
		FILTERS		
	127710	Filter, [A750E / A750F] 2003-Up	1	35330-60050
	127711	Filter, [A761E] 2005-Up	1	35330-50020
		BUSHINGS		
	K127901	Bushing Kit, [A750E / A750F] 2003-Up	1	
	67001	Bushing, [A750E / A750F] (Pump) 2003-Up (*Also [A761E] Pump 2005-Up)	1	
	97003	Bushing, [A750E / A750F] (Extension Housing) 2003-Up	1	
	97003A	Bushing, [A761E] (Extension Housing) 2005-Up	1	
		METAL CLAD SEALS		
	67550	Seal, [A750E / A750F / A761E] (Front Pump) 2003-Up	1	90311-38077
	97158	Seal, [A761E] (Extension Housing) 2005-Up	1	
	127160A	Seal, [A750E / A750F] (Transfer Case Adapter) 2003-Up	1	90311-48010
	97161	Seal, [A750E / A750F] (Extension Housing) 2003-Up	1	90311-40001
		FRICTION CLUTCHES		
	127101	Friction, [A750E / A750F] (Direct) (.059") (36-Teeth) (6.372"OD) (High-Energy) 2003-Up	5	35667-60020
	127101A	Friction, [A761E] (Direct) (.060") (36-Teeth) (6.360"OD) (High-Energy) 2005-Up	5	
	127102	Friction, [A750E / A750F] (Rear) (.059") (40-Teeth) (6.372"OD) (High-Energy) 2003-Up	5	35677-60010
	127103	Friction, [A750E / A750F] (Forward) (.075") (30-Teeth) (4.712"OD) (High-Energy) 2003-Up	6	35633-60070
	127104	Friction, [A750E / A750F] (#1 Brake) (.072") (40-Teeth) (6.233"OD) (High-Energy) 2003-Up	3	35681-TBA030A
	127104A	Friction, [A761E] (Low / Reverse) (.061") (48-Teeth) (5.530"OD) (Tan) 2005-Up	4	
	127105	Friction, [A750E / A750F] (#2 Brake) (.061") (40-Teeth) (5.444"OD) (Hi-Energy) 2003-Up	3	35682-TBA030A
	127105A	Friction, [A761E] (Reverse) (.061") (30-Teeth) (4.490"OD) (Hi-Energy) 2005-Up	3	35677-TBA040

A750E/A750F/A761E [Lexus]

RWD 5 & 6 SPEED

ILL#	PART#	DESCRIPTION	QTY	REF #
		FRICITION CLUTCHES (Cont)		
	127106	Friction, [A750E / A750F] (#3 Brake) (.074") (40-Teeth) (6.439"OD) (Wide Spline) (Hi-Energy) 2003-Up	4	
	127106A	Friction, [A750E / A750F] (#3 Brake) (.074") (40-Teeth) (6.439"OD) (Narrow Spline) (Hi-Energy) 2003-Up (*Also [A761E] Intermediate)	4	
	127107	Friction, [A750E / A750F] (#4 Brake) (.061") (48-Teeth) (5.528"OD) (Tan) 2003-Up	8	35684-TBA030A
	127107A	Friction, [A761E] (Coast) (.058") (30-Teeth) (4.700"OD) (Hi-Energy) 2005-Up	4	35685-TBA010
	127108A	Friction, [A761E] (Underdrive) (.075") (40-Teeth) (6.220"OD) (Hi-Energy) 2005-Up	3	
	127109A	Friction, [A761E] (Overdrive) (.063") (40-Teeth) (5.440"OD) (Hi-Energy) 2005-Up	4	
	K127100	Friction Module, [A750E / A750F] 2003-Up	1	
	K127100A	Friction Module, [A761E] 2005-Up	1	
		STEEL CLUTCHES		
	127110A	Steel, [A761E] (Input) (.094") (24-Teeth) (5.870"ID) 2005-Up	4	
	127111	Steel, [A750E / A750F] (Direct & Rear) (.071") (24-Teeth) (5.866"ID) 2003-Up	6-10	35647-60010
	127111A	Steel, [A761E] (Direct) (.071") (24-Teeth) (5.870"ID) 2005-Up	6	
	127112	Steel, [A750E / A750F] (Rear) (.095") (24-Teeth) (5.866"ID) 2003-Up	4	
	127112A	Steel, [A761E] (Intermediate) (.080") (16-Teeth) (5.200"ID) 2005-Up	4	
	127113	Steel, [A750E / A750F] (Forward) (.071") (24-Teeth) (4.173"ID) 2003-Up	5	35634-60020
	127113A	Steel, [A761E] (Low / Reverse) (.071") (16-Teeth) (4.910"ID) 2005-Up	4	
	127114	Steel, [A750E / A750F] (#1 Brake) (.094") (13-Teeth) (5.527"ID) 2003-Up	3	35691-60010
	127114A	Steel, [A761E] (Reverse) (.071") (24-Teeth) (3.960"ID) 2005-Up	3	35648-TBA020
	127115	Steel, [A750E / A750F] (#2 Brake) (.079") (13-Teeth) (4.537"ID) 2003-Up	3	35692-TBA020
	127115A	Steel, [A761E] (Coast) (.096") (24-Teeth) (4.170"ID) 2005-Up	4	35695-TBA010
	127116	Steel, [A750E / A750F] (#3 Brake) (.079") (16-Teeth) (5.194"ID) 2003-Up	4	
	127116A	Steel, [A761E] (Underdrive) (.094") (13-Teeth) (5.520"ID) 2005-Up	3	
	127116AA	Steel, [A761E] (Underdrive) (Selective) (.087") (13-Teeth) (5.520"ID) 2005-Up	1	
	127117	Steel, [A750E / A750F] (#4 Brake) (.071") (16-Teeth) (4.922"ID) 2003-Up	7	35694-60011
	127117A	Steel, [A761E] (Overdrive) (.079") (13-Teeth) (5.520"ID) 2005-Up	3	
	127117AA	Steel, [A761E] (Overdrive) (Selective) (.087") (13-Teeth) (5.520"ID) 2005-Up	1	
	K127110	Steel Module, [A750E / A750F] 2003-Up	1	
	K127110A	Steel Module, [A761E] 2005-Up	1	
		OIL SEALING RING		
	K127903	Ring Kit, [A750E / A761E] 2003-Up	1	
		CLUTCH PRESSURE PLATES		
140	127130	Pressure Plate, [A750E / A761E] (B2-Clutch) (.180") (17-Teeth) (4.540"ID) (*With 12-Spring Seats) 2003-Up	1	
142	127131A	Pressure Plate, [A761E] (Coast Clutch) (.133") (24-Teeth) (3.960"ID) 2004-Up	1	
144	127132	Pressure Plate, [A750E / A761E] (2nd Brake Clutch) (.157") (16-Teeth) (5.195"ID) 2003-Up	1	
145	127132A	Apply Plate, [A750E / A761E] (2nd Brake Clutch) (.120") (No Teeth) (6.500"OD) (5.275"ID) 2003-Up	1	
146	127133	Pressure Plate, [A750E] (Direct Clutch) (.125") (24-Teeth) (5.875"ID) 2003-Up	1	
146	127133A	Pressure Plate, [A761E] (Direct Clutch) (.117") (24-Teeth) (5.875"ID) 2004-Up	1	
148	127134	Pressure Plate, [A750E] (Forward Clutch) (.125") (24-Teeth) (4.175"ID) 2003-Up	1	
148	127134A	Pressure Plate, [A761E] (Forward Clutch) (.138") (24-Teeth "V" Notched) (4.175"ID) 2004-Up	1	
149	127135	Apply Plate, [A750E] (Forward Clutch) (.118") (24-Teeth) (4.180"ID) 2003-Up	1	
150	127136	Pressure Plate, [A750E / A761E] (Reverse Clutch) (.117") (24-Teeth) (5.875"ID) (#2) (*With 2-Teeth "V" Notched) 2003-Up	1	
154	127137	Pressure Plate, [A750E / A761E] (Low / Reverse Clutch) (.086") (16-Teeth) (4.920"ID) (#4) (Stepped) 2003-Up	1	

ILL#	PART#	DESCRIPTION	QTY	REF #
		CLUTCH PRESSURE PLATES (Cont)		
154	127137A	Pressure Plate, [A750E / A761E] (Low / Reverse Clutch) (.094") (16-Teeth) (4.920"ID) (#6) (Stepped) 2003-Up	1	
155	127138	Apply Plate, [A750E] (Low / Reverse Clutch) (.355") (16-Teeth) (4.920"ID) 2003-Up	1	
155	127138A	Apply Plate, [A761E] (Low / Reverse Clutch) (.490") (16-Teeth) (4.975"ID) 2004-Up	1	
		VALVE BODY KITS		
	K127908RT	Valve Body Kit, [A750E] 2003-08	1	RatioTek
	K127908ART	Valve Body Kit, [A761E] 2004-08	1	RatioTek
	RT-A750-HD	Valve Body Kit, [A750E] 2003-08 (High Performance)	1	RatioTek
	RT-A761E-HD	Valve Body Kit, [A761E] 2004-08 (High Performance)	1	RatioTek
		WASHERS & BEARINGS		
209	127450	Caged Needle Bearing, [A750E / A761E] (Stator) (Rear) (1.540"OD) 2003-Up (Cast # NSK08503406)	1	
210	127400	Race, [A750E / A761E] (Stator to Direct Drum) (3.445"OD) (2.930"ID) 2003-Up	1	
211	127451	Bearing W/Race, [A750E / A761E] (Stator to Direct Drum) (.110" Thick) (3.360"OD) (2.835"ID) 2003-Up	1	
215	127452	Bearing W/Race, [A750E / A761E] (Ring Gear Hub to Center Planet) (.110" Thick) (3.000"OD) (2.195"ID) 2003-Up	1	
216	127401	Race, [A750E / A761E] (Ring Gear Hub to Center Planet) (.078" Thick) (2.908"OD) (2.120"ID) 2003-Up	1	
219	127453	Caged Needle Bearing, [A750E / A761E] (Direct Drum) (Front) (.550"Wide) (2.375"OD) (Cast # KOYO BSM556014BJ-1) 2003-Up	1	
228	127402	Race, [A750E / A761E] (Stator to Forward Drum) (2.055"OD) (1.460"ID) (Cupped) 2003-Up	1	
229	127454	Bearing W/Race, [A750E / A761E] (Stator to Forward Drum) (.130" Thick) (2.035"OD) (1.370"ID) 2003-Up	1	
232	127455	Bearing W/Race, [A750E / A761E] (Forward Drum to Forward Hub) (.320" Thick) (1.605"OD) (.850"ID) (With 4-Notches) 2003-Up	1	
232	127455A	Bearing W/Race, [A761E] (Forward Drum to Inner Sprag Race) (.320" Thick) (1.605"OD) (.842"ID) 2004-Up	1	
233	127403	Race, [A750E] (Forward Drum to Forward Hub) (4-Tabs) (2.215"OD) 2003-Up	1	
233	127403A	Race, [A761E] (Forward Drum to Inner Sprag Race) (Cupped) (1.755"OD) (.895"ID) 2004-Up	1	
234	127404	Race, [A750E] (Forward Clutch Hub to Direct Clutch Hub) (2.220"OD) 2003-Up (1.520"ID) (4-Tabs)	1	
234	127404A	Washer, [A761E] (Outer Sprag Race to Direct Clutch Hub) (Plastic) (.110" Thick) (4.075"OD) (3.540"ID) (3-Tabs) 2004-Up	1	
235	127456	Bearing W/Race, [A750E] (Forward Clutch Hub to Direct Clutch Hub) (.110" Thick) (2.220"OD) (1.310"ID) 2003-Up	1	
235	127456A	Bearing W/Races, [A761E] (Inner Sprag Race to Direct Clutch Hub) (.140" Thick) (2.220"OD) (1.405"ID) 2004-Up	1	
238	127405	Washer, [A750E / A761E] (Front Planet to Ring Gear Hub) (Plastic) (.062" Thick) (3.200"OD) (2.520"ID) (3-Tabs) 2003-Up	1	
240	127406	Race, [A750E / A761E] (Reverse Clutch Hub With Sun Gear to Front Planet Ring Gear Hub) (.080" Thick) (2.235"OD) (1.500"ID) 2003-Up	1	
241	127457	Bearing W/Race, [A750E / A761E] (Reverse Clutch Hub With Sun Gear to Front Planet Ring Gear Hub) (.130" Thick) (2.285"OD) (1.710"ID) 2003-Up	1	
244	127458	Bearing W/Races, [A750E / A761E] (Direct Clutch Hub to Reverse Clutch Hub) (.140" Thick) (2.400"OD) (1.680"ID) 2003-Up	1	
245	127407	Washer, [A750E / A761E] (Reverse Clutch Hub to #2 Sprag) (Plastic) (.250" Thick) (4.015"OD) (2.895"ID) (4-Tabs) 2003-Up	1	
247	127408	Washer, [A750E / A761E] (#2 Sprag to #3 Sprag) (Plastic) (.302" Thick) (4.420"OD) (3.780"ID) (4-Round Tabs) 2003-Up	1	
248	127459	Bearing W/Races, [A750E / A761E] (Intermediate Shaft to Rear Planet) (.180" Thick) (1.555"OD) (.850"ID) 2003-Up	1	
249	127409	Washer, [A750E / A761E] (#3 Sprag to B1-Clutch Hub) (Plastic) (.058" Thick) (4.220"OD) (3-Tabs) 2003-Up	1	

A750E/A750F/A761E [Lexus]

RWD 5 & 6 SPEED

ILL#	PART#	DESCRIPTION	QTY	REF #
WASHERS & BEARINGS (Cont)				
250	127410	Race, [A750E / A761E] (Rear Planet to Case) (Front) (.033" Thick) (2.465"OD) (1.915"ID) 2003-Up	1	
251	127460	Bearing W/Race, [A750E / A761E] (Rear Planet to Case) (.130" Thick) (2.510"OD) (1.840"ID) 2003-Up	1	
253	127411	Race, [A750E / A761E] (Rear Planet Ring Gear Hub to Intermediate Shaft) (Front) (.032" Thick) (1.920"OD) (1.320"ID) 2003-Up	1	
254	127461	Bearing, [A750E / A761E] (Rear Planet Ring Gear Hub to Intermediate Shaft) (.175" Thick) (1.930"OD) (1.270"ID) 2003-Up	1	
255	127412	Race, [A750E / A761E] (Rear Planet Ring Gear Hub to Intermediate Shaft) (Rear) (.118" Thick) (1.925"OD) (1.272"ID) 2003-Up	1	
262	127462	Caged Needle Bearing, [A750E / A761E] (Rear Planet Shaft to Case) (1.640"ID) 2003-Up (Cast # DB-76489 or NSK DB501045W)	1	
263	127413	Race, [A750E / A761E] (2WD) (Case to External Housing) (Front) (.079" Thick) (1.950"OD) (1.455"ID) 2003-Up	1	
264	127463	Bearing, [A750E / A761E] (2WD) (Case to External Housing) (.137" Thick) (1.060"OD) (1.425"ID) 2003-Up	1	
265	127414	Race, [A750E] (2WD) (Case to External Housing) (Rear) (.152" Thick) (1.995"OD) (1.430"ID) 2003-Up	1	
265	127414A	Race, [A761E] (2WD) (Case to External Housing) (Rear) (.155" Thick) (1.995"OD) (1.430"ID) 2004-Up	1	
270	127415A	Spacer, [A761E] (2WD) (Output Shaft Snap Ring to Ball Bearing #271) (.600" Thick) (1.713"OD) (1.350"ID) 2004-Up	1	
271	127464	Ball Bearing, [A750E] (4x4) (External Housing) (.585" Thick) (2.675"OD) (1.575"ID) 2003-Up (Cast # NSK6008)	1	
271	127464A	Ball Bearing, [A761E] (2WD) (Output Shaft to External Housing) (.550" Thick) (2.440"OD) (1.350"ID) (Cast # NSK B34Z-5E1) 2004-Up	1	
272	127416A	Shim, [A761E] (2WD) (Output Shaft Spacer #270 to Ball Bearing #271) (.031" Thick) (1.660"OD) (1.355"ID) 2004-Up	2	
283	127417A	Washer, [A761E] (Inner Sprag Race to Outer Sprag Race) (.060" Thick) (3.180"OD) (3.530"ID) (5-Tabs) 2004-Up	1	
284	127418	Washer / Retainer, [A750E / A761E] (Low / Reverse Sprag) (Rear) (.025" Thick) (3.910"OD) (3.465"ID) (4-Tabs) 2003-Up	1	
284	127419	Washer / Retainer, [A750E / A761E] (Low / Reverse Sprag) (Front) (.025" Thick) (4.005"OD) (3.465"ID) (4-Tabs) 2003-Up	1	
285	127420	Washer / Retainer, [A750E / A761E] (#2 Sprag) (.024" Thick) (3.327"OD) (2.583"ID) (4-Legs) 2003-Up	2	
286	127421	Washer / Retainer, [A750E / A761E] (#3 Sprag) (.024" Thick) (3.670"OD) (4-Tabs) 2003-Up	1	
GASKETS & RUBBER COMPONENTS				
300	127500	Pan Gasket, [A750E / A761E] 2003-Up	1	
310	127507	O-Ring, [A750E / A761E] (Stator to Case) 2003-Up	1	
311	127508	O-Ring, [A750E / A761E] (Pump Body to Pump Stator) 2003-Up	1	
ELECTRICAL COMPONENTS				
410	127947	Neutral Safety Switch, [A750E] (7-Pin / 2-Blade Connector) 2003-Up	1	
410	127947A	Neutral Safety Switch, [A761E] (9-Blade Connector) 2004-Up	1	
421	127953	Solenoid, [A750E] (S1) (1-Pin Green Connector at 12:00) (With Square Hole in the Metal End) (With 2-Bolt Bracket) 2003-Up	1	
421	127953A	Solenoid, [A761E] (S1) (1-Pin Black Connector at 12:00) (With Square Hole in the Metal End) (With 1-Bolt Bracket) 2004-Up (*Also Fits [A761E] (S3) #423)	1	
422	127954	Solenoid, [A750E] (S2) (1-Blade Black Connector) (Large Hole in the Metal End) (With 1-Bolt Bracket) 2003-Up	1	
422	127954A	Solenoid, [A761E] (S2) (2-Pin Green Connector at 2:00) (With Square Hole in the Metal End) 2004-Up	1	
423	127953A	Solenoid, [A761E] (S3) (1-Pin Black Connector at 12:00) (With Square Hole in the Metal End) (With 1-Bolt Bracket) 2004-Up (*Also Fits [A761E] (S1) #421)	1	

ILL#	PART#	DESCRIPTION	QTY	REF #
		ELECTRICAL COMPONENTS (Cont)		
425	127944	Solenoid, [A750E / A761E] (SLU) (2-Blade Gray Connector) (3-5/16" Long) 2003-Up	1	
426	127955	Solenoid, [A750E] (SR) (1-Blade Black Connector) (Small Hole in the Metal End) (With 2-Bolt Bracket) 2003-Up	1	
426	127955A	Solenoid, [A761E] (SR) (1-Pin Green Connector at 12:00) 2004-Up (With Square Hole in the Metal End)	1	
428	127946	Solenoid, [A750E / A761E] (SLT) (2-Blade Gray Connector) (3-7/8" Long) 2003-Up	1	
436	127958	Sensor, [A750E / A761E] (Output) (2-Blade Connector) (1-Bolt) 2003-Up	1	
438	127958	Sensor, [A750E / A761E] (Input) (2-Blade Connector) (1-Bolt) 2003-Up	1	
440	127956	Solenoid, [A761E] (S4) (1-Pin Blue Connector at 12:00) (Large Round Hole in the Metal End) (With 1-Bolt Bracket) 2004-Up	1	
446	127995	Wire Harness, [A750E] (Internal) (15-Pin Case Connector) 2003-Up (With 4-Black, 2-White, 1-Gray Connectors, & 2-Temperature Sensors)	1	
446	127995A	Wire Harness, [A761E] (Internal) (15-Pin Case Connector) 2004-Up (With 4-Black, 2-White, 2-Green, 1-Blue Connectors & 1-Temperature Sensor)	1	
450	127945	Solenoid, [A750E / A761E] (SL2) (2-Blade Black Connector) (*No Hole in Metal End) 2003-Up	1	
453	127945	Solenoid, [A750E / A761E] (SL1) (2-Blade Black Connector) (*No Hole in Metal End) 2003-Up	1	
		MISC. COMPONENTS		
490	127910	Vent, [A750E] (Top Case) (10-3/4" Long) (2-Bolt) 2003-Up	1	
490	127910A	Vent, [A761E] (Top Case) (9-1/4" Long) (2-Bolt) 2004-Up	1	
493	127811A	Fill Plug, [A761E] (Front Drivers Side) (1.705" Long) 2004-Up	1	
493	127812	Fill Plug, [A750E / A761E] (Drivers Side Rear) (.715" Long) 2003-Up	1	
		HARD PARTS		
500	127911	Pump, [A750E / A761E] (Complete) (Cast Iron Body) (Aluminum Stator) 2003-Up	1	
510	127912	Pump Body W/Gears, [A750E / A761E] (Cast Iron) (7-1/8"OD) 2003-Up	1	
520	127913	Stator, [A750E / A761E] (Aluminum) (9-1/4"OD) 2003-Up	1	
530	K127201	Pump Gear Set, [A750E / A761E] (.425" Thick) (9-Inner Teeth & 10-Outer Teeth) 2003-Up	1	
545	127650	Housing, [A750E / A761E] (B2-Clutch Piston) (Tin) (1-Tab) (5.800"OD) (4.440"ID) 2003-Up	1	
547	127651	Housing, [A750E / A761E] (B1-Clutch Piston) (.885" Thick) (6-1/8"OD) (4.755"ID) 2003-Up	1	
548	127264A	Apply Ring, [A761E] (Low / Reverse Clutch) (Steel) (No Tabs) (.490" Thick) (5.515"OD) (4.935"ID) (Stepped) 2004-Up	1	
548	127264B	Apply Ring, [A761E] (Low / Reverse Clutch) (Tin) (5-Tabs) (1.650" Thick) (5.185"OD) 2004-Up	1	
549	127264	Apply Ring, [A750E / A761E] (Reverse Clutch) (Aluminum) (.377" Thick) (6-7/8"OD) (5.885"ID) 2003-Up	1	
554	127773	Drum W/Shaft, [A750E] (Forward Clutch) (9-3/4" Tall) (Uses 24-Teeth Steels) (With 24-Slots) (With 3-Ring Input Shaft) 2003-Up	1	
554	127773A	Drum W/Shaft, [A761E] (Forward Clutch) (10" Tall) (Uses 24-Teeth Steels) (No Slots) (With 4-Ring Input Shaft) 2004-Up	1	
555	127716	Drum, [A750E / A761E] (Direct Clutch) (4.285" Tall) (6-7/8"OD) (2.650"ID) 2003-Up	1	
559	127652A	Drum/Piston, [A761E] (Coast Clutch) (.970" Tall) (4.075"OD) (Bonded) (3-Clutch) (24-Teeth Steels) 2004-Up	1	
571	127657A	Hub / Inner Race, [A761E] (Coast Clutch) (30-Teeth) (2.105" Thick) (15-Holes) (*This is also the #4 Inner Sprag Race) 2004-Up	1	
574	127872	Hub, [A750E] (Forward Clutch) (30-Teeth) (2.035" Tall) (23-Holes) 2003-Up	1	
575	127873	Hub W/Shaft, [A750E / A761E] (Direct Clutch Hub) (36-Teeth Hub) (9-Slots) (6-7/8" Tall) 03-Up	1	
576	127765	Hub W/Sun Gear, [A750E] (Reverse Clutch Hub) (40-Teeth Sun Gear) (No Groove) (5.085" Tall) (10-Slots) 2003-Up	1	
576	127765A	Hub W/Sun Gear, [A761E] (Reverse Clutch Hub) (43-Teeth Sun Gear) (1-Groove) (5.085" Tall) (10-Slots) 2004-Up	1	
579	127874	Hub, [A750E / A761E] (B1-Clutch) (40-Teeth Hub) (3.197"OD Inner Race) 2003-Up	1	
580	127732	Center Planet, [A750E] (Steel) (4 Gear) (No Groove) (*Uses 30-Teeth Sun Gear) 2003-Up	1	
580	127732A	Center Planet, [A761E] (Steel) (4 Gear) (1-Wide Groove) (*Uses 33-Teeth Sun Gear) 04-Up	1	

A750E/A750F/A761E [Lexus]

RWD 5 & 6 SPEED

ILL#	PART#	DESCRIPTION	QTY	REF #
		HARD PARTS (Cont)		
582	127747	Front Planet, [A750E / A761E] (Aluminum) (6 Gear) (1-Wide Groove on each Gear) 2003-Up (*Fits 40 and 43-Teeth Sun Gear)	1	
584	127731	Rear Planet, [A750E] (2WD) (4 Gear) (*Uses 25-Teeth Sun Gear #674) 2003-Up (13" Overall Length)	1	
584	127731B	Rear Planet, [A750E] (4x4) (4 Gear) (*Uses 25-Teeth Sun Gear #674) 2003-Up (6-1/4" Overall Length)	1	
584	127731A	Rear Planet, [A671E] (2WD) (4 Gear) (*Uses 27-Teeth Sun Gear #674) 2004-Up (11-1/4" Overall Length) (Bolt-on Yoke)	1	
590	127656	Ring Gear, [A750E] (Center Planet) (91-Outer Teeth) (40-Clutch Splines) 2003-Up (77-Inner Teeth)	1	
590	127656A	Ring Gear, [A761E] (Center Planet) (16-Outer Lugs) (40-Clutch Splines) 2004-Up (78-Inner Teeth)	1	
592	127774	Ring Gear, [A750E] (Front Planet) (91-Teeth) (No Lugs) (10-Holes) 2003-Up	1	
592	127774A	Ring Gear, [A761E] (Front Planet) (91-Teeth) (16-Lugs) (8-Holes) 2004-Up	1	
594	127825	Ring Gear, [A750E] (Rear Planet) (63-Inner Teeth) (48-Outer Clutch Splines) 2003-Up (1.638" Thick)	1	
594	127825A	Ring Gear, [A761E] (Rear Planet) (62-Inner Teeth) (48-Outer Clutch Splines) 2004-Up (1.640" Thick)	1	
602	127875	Hub, [A750E] (Front Planet Ring Gear) (91-Teeth) (8-Holes) 2003-Up	1	
602	127875A	Hub, [A761E] (Front Planet Ring Gear) (16-Lugs) (8-Holes) 2004-Up	1	
604	127826	Hub, [A750E] (Rear Planet Ring Gear) (63-Outer Ring Gear Teeth) (1.975" Tall) 2003-Up	1	
604	127826A	Hub, [A761E] (Rear Planet Ring Gear) (62-Outer Ring Gear Teeth) (1.975" Tall) 2004-Up	1	
610	127748	Sun Gear, [A750E] (Center Planet) (30-Teeth) (No Groove) 2003-Up	1	
610	127748A	Sun Gear, [A761E] (Center Planet) (33-Teeth) (1-Wide Groove) 2004-Up	1	
632	127658	Center Support, [A750E / A761E] (Aluminum) (20-Outer Lugs) (16-Inner Lugs) (1.280" Thick) 2003-Up	1	
638	127813	Anti-Rattle Spring, [A7850E / A761E] (B1 / B2 / Low Reverse Clutch Steels) (.012" Thick) (.535" Wide) (4.310" Long) 2003-Up	1	
		SPRAGS & ONE WAY CLUTCHES		
640	K127728A	Sprag Assembly, [A761E] (#4 Sprag) (27-Elements) (4-Pieces) 2004-Up	1	
642	K127724	Sprag Assembly, [A750E / A761E] (#2 Sprag) (25-Elements) (4-Pieces) 2003-Up	1	
644	K127725	Sprag Assembly, [A750E / A761E] (#3 Sprag) (18-Elements) (4-Pieces) 2003-Up (*Does Not Include Inner Race #579)	1	
650	127728A	Sprag, [A761E] (#4 Sprag) (27-Elements) (.453" Thick) (Metal Cage) 2004-Up	1	
652	127724	Sprag, [A750E / A761E] (#2 Sprag) (25-Elements) (.445" Thick) 2003-Up	1	
654	127725	Sprag, [A750E / A761E] (#3 Sprag) (18-Elements) (.555" Thick) 2003-Up	1	
658	127727	Sprag, [A750E / A761E] (Low / Reverse) (26-Elements) (With 2-Brass Caps) (1.110" Wide With Caps) (3.725" OD) 2003-Up	1	
661	127820A	Outer Race, [A761E] (#4 Sprag) (30-Outer Splines) 2004-Up	1	
663	127821	Outer Race, [A750E / A761E] (#2 Sprag) (40-Clutch Splines) (.880" Thick) (5.085" OD) (2.945" ID) 2003-Up	1	
665	127822	Outer Race, [A750E / A761E] (#3 Sprag) (16-Lugs) (.790" Thick) (3.945" ID) 2003-Up	1	
668	127746	Inner Race, [A750E / A761E] (Low / Reverse Sprag) (1.275" Thick) (2.992" OD) 2003-Up	1	
669	127823	Outer Race, [A750E / A761E] (Low / Reverse Sprag) (18-Lugs) (1.340" Thick) (3.740" ID) 2003-Up	1	
		HARD PARTS (Cont)		
674	127806	Intermediate Shaft W/Sun Gear, [A750E] (27-Teeth Sun Gear) (1.725" OD) (11-5/8" Long) 2003-Up	1	
674	127806A	Intermediate Shaft W/Sun Gear, [A761E] (27-Teeth Sun Gear) (1.855" OD) (11-5/8" Long) 2004-Up	1	
698	127834	Oil Defector, [A750E] (4x4) (Output Shaft to Ball Bearing #271) (Metal) (2.660" OD) (1.740" ID) (*With Bonded Edge) 2003-Up	1	

ILL#	PART#	DESCRIPTION	QTY	REF #
		VALVE BODIES		
740	127754	Valve Body, [A750E] (With 7-Solenoids) (Cast # 89010) (TO1 & TO2 on Seperator Places) 2003-Up	1	
740	127754A	Valve Body, [A761E] (With 9-Solenoids) (Cast # 8870) (FO3 & FO4 on Seperator Plates) 2004-Up	1	
		HARD PARTS (Cont)		
750	127703	Bell Housing, [A750E] (Starter at 12:00) (10-Bolts to Case) (5-3/4" Thick) (*With 2-Bosses at 7:00) 2003-Up	1	
750	127703B	Bell Housing, [A750E] (Starter at 9:00) (8-Bolts to Case) (5-7/8" Thick) 2003-Up	1	
750	127703A	Bell Housing, [A761E] (Starter at 12:00) (10-Bolts to Case) (5-3/4" Thick) (*With 2-Threaded Bosses at 6:00) 2004-Up	1	
760	127701	Case, [A750E] (Cast # 89010) (Input Sensor on Drivers Side) (Output Sensor on Passengers Side) 2003-Up	1	
760	127701A	Case, [A761E] (Cast # 88701) (Input Sensor on Passengers Side) (Output Sensor on Drivers Side) 2004-Up	1	
761	127843	Cover, [A761E] (Side Case) (Black Plastic) (2-Bolt) 2004-Up	1	
765	127801	Pan, [A750E] (2WD & 4x4) (Bottom) (Drain Plug on Drivers Side Rear) (3.640" Deep) 2003-Up	1	
765	127801A	Pan, [A761E] (2WD) (Bottom) (Drain Plug on Passengers Side Rear) (2.650" Deep) 2004-Up	1	
770	127704	Extension Housing, [A750E] (2WD) (8-3/4" Long) (6-Bolts to Case) 2003-Up (4-Bolt Bottom Mount)	1	
770	127704B	Adapter Housing, [A750E] (4x4) (5-1/2" Long) (8-Bolts to Case) (4-Bolt Bottom Mount) (8-Bolts to Transfer Case) 2003-Up	1	
770	127704A	Extension Housing, [A761E] (2WD) (3-7/8" Long) (Bolt-on Yoke) (6-Bolts to Case) (4-Bolt Bottom Mount) (Cast # 8870) 2004-Up	1	
798	127948A	Nut, [A761E] (2WD) (Bolt-on Yoke) (30mm) (6-Point) 2004-Up	1	
841	127951	Yoke, [A761E] (2WD) (Bolt-on Type) (1.662"OD at Seal) (3-Holes) 2004-Up	1	
854	127810	Cushion, [A750E / A761E] (Reverse Clutch) (.058" Thick) (4-Teeth) (Beveled) 2003-Up	1	
925	K127890	Accumulator Assembly, [A750E] (C1-Clutch) (Aluminum Piston) (.983"OD) (Outer Spring is Green) (.650"OD) (1.935"Long) (Inner Spring is Pink) (.447"OD) (1.185" Long) 2003-Up	1	
925	K127890A	Accumulator Assembly, [A761E] (C1-Clutch) (Aluminum Piston) (.983"OD) (Outer Spring is Natural) (.670"OD) (1.810" Long) (Inner Spring is Natural) (.447"OD) (1.755" Long) 2004-Up	1	
935	K127891	Accumulator Assembly, [A750E] (C2-Clutch) (Aluminum Piston) (2.060" Long) (.715"ID) (With (2) O-Rings With Green Balance Spring) (Return Spring is White) (.630"OD) (2.435" Long) 2003-Up	1	
935	K127891A	Accumulator Assembly, [A761E] (C2-Clutch) (Plastic Piston) (2.060" Long) (.715"ID) 2004-Up (With (2) O-Rings With White Balance Spring) (Return Spring is White) (.630"OD) (2.495" Long)	1	
945	K127892	Accumulator Assembly, [A750E] (C3-Clutch) (Aluminum Piston) (2.175" Long) (.885"ID) (With (2) O-Rings With Green Balance Spring) (Outer Spring is Red) (.780"OD) (2.873" Long) (Inner Spring is Green) (.550"OD) (1.732" Long) 2003-Up	1	
945	K127892A	Accumulator Assembly, [A761E] (C3-Clutch) (Plastic Piston) (2.175" Long) (.875"ID) (With (2) O-Rings With Pink Balance Spring) (Outer Spring is Green) (.780"OD) (3.000" Long) (Inner Spring is Green) (.550"OD) (1.732" Long) 2004-Up	1	
950	K127893	Accumulator Assembly, [A750E] (B3-Clutch) (Aluminum Piston) (2.600" Long) (.870"ID) (With (2) O-Ring With Natural Balance Spring) (Return Spring is Purple) (.770"OD) (2.780" Long) 2003-Up	1	
950	K127893A	Accumulator Assembly, [A761E] (B3-Clutch) (Plastic Piston) (2.600" Long) (.850"ID) (With (2) O-Rings With White Balance Spring) (Return Spring is Red) (.770"OD) (2.526" Long) 2004-Up	1	
957	127653	Housing, [A750E / A761E] (Reverse Clutch Piston) (Aluminum) (6-3/16"OD) (3.335"ID) 2003-Up	1	
960	127802	Piston, [A750E] (B2-Clutch) (Aluminum) (.370" Thick) (5.680"OD) (4.565"ID) 2003-Up	1	
960	127802A	Piston, [A761E] (B2-Clutch) (Aluminum) (.440" Thick) (5.680"OD) (4.565"ID) 2004-Up	1	
962	127803	Piston, [A750E / A761E] (2nd Brake Clutch) (Aluminum) (24-Spring Pockets) (6-1/4"OD) (5.330"ID) (8-Legs) 2003-Up	1	
964	127804	Piston, [A750E] (Forward Clutch) (Aluminum) (1.500" Thick) (4.850"OD) (1.565"ID) (24-Lugs) 2003-Up	1	

A750E/A750F/A761E [Lexus]

RWD 5 & 6 SPEED

ILL#	PART#	DESCRIPTION	QTY	REF #
		HARD PARTS (Cont)		
964	127920A	Piston, [A761E] (Coast Clutch) (Bonded) (1.270" Thick) (4.790"OD) (1.550"ID) (4-Outer Lugs) 2004-Up	1	
965	127805	Piston, [A750E] (Direct Clutch) (Aluminum) (.875" Thick from Front to Where Steel Plate Sits) (6-3/8"OD) 2003-Up	1	
965	127805A	Piston, [A761E] (Direct Clutch) (Aluminum) (1.202" Thick From Front to Where Steel Plate Sits) (6-3/8"OD) 2004-Up	1	
966	127807	Piston, [A750E / A761E] (Reverse Clutch) (4.405" Tall) (7-1/16"OD) (4.326"ID) (*Fits 24 Teeth Steels) 2003-Up	1	
967	127654	Balance Piston Housing, [A750E] (Low / Reverse Clutch) (Aluminum) (.640" Thick) (5.360"OD) (3.100"ID) 2003-Up	1	
967	127930	Balance Piston, [A750E] (Low / Reverse Clutch) (Aluminum) (.610" Thick) (4.935" OD) (2.650"ID)	1	
967	127654A	Balance Piston Housing, [A761E] (Low / Reverse Clutch) (Aluminum) (.640" Thick) (4.735"OD) (3.100"ID) 2004-Up	1	
967	127930A	Balance Piston, [A761E] (Low / Reverse Clutch) (Aluminum) (.540" Thick) (4.367"OD) (2.650"ID) 2004-Up	1	
967	127808	Piston, [A750E] (Low / Reverse Clutch) (Aluminum) (2.055" Thick) (5.565"OD) (2.650"ID) 2003-Up	1	
967	127808A	Piston, [A761E] (Low / Reverse Clutch) (Aluminum) (1.685" Thick) (5.655"OD) (2.650"ID) 2004-Up	1	
969	127809	Piston, [A750E / A761E] (B-1 Clutch) (Aluminum) (1.375" Thick) (5.970"OD) (4.970"ID) 03-Up	1	
970	127970	Springs W/Retainer, [A750E] (B2-Clutch Return) (12-Springs) (.780" Thick) (4.650"ID) 03-Up	1	
970	127970A	Springs W/Retainer, [A761E] (B2-Clutch Return) (12-Springs) (1.000" Thick) (4.650"ID) 04-Up	1	
972	127971	Springs W/Retainer, [A750E / A761E] (2nd Brake Clutch Return) (24-Springs) (6-1/4"OD) (5.194"ID) 2003-Up	1	
974	127972	Springs W/Retainer, [A750E] (Forward Clutch Return) (18-Springs) (1.055" Thick) (3.255"OD) 2003-Up	1	
974	127972A	Springs W/Retainer, [A761E] (Coast / Forward Clutch Return) (20-Springs) (.965" Thick) (3.305"OD) 2004-Up	1	
975	127973	Springs W/Retainer, [A750E / A761E] (Direct Clutch Return) (32-Springs) (.775" Thick) (4.930"OD) (3.895"ID) 2003-Up	1	
976	127974	Springs W/Retainer, [A750E / A761E] (Reverse Clutch Return) (30-Springs) (5.490"OD) (4.525"ID) 2003-Up	1	
977	127975	Springs W/Retainer, [A750E / A761E] (Low / Reverse Clutch Return) (20-Springs) (.930" Thick) (3.855"OD) 2003-Up	1	
979	127976	Springs W/Retainer, [A750E / A761E] (B1-Clutch Return) (16-Springs) (.710" Thick) (6-1/4"OD) 2003-Up	1	
984	127977	Retainer, [A750E] (Forward Clutch Spring) (Aluminum) (18-Spring Pockets) (1.165" Thick) (4.475"OD) 2003-Up	1	
984	127977A	Retainer, [A761E] (Coast / Forward Clutch Spring) (Aluminum) (20-Spring Pockets) (1.405" Thick) (4.270"OD) 2004-Up	1	
985	127921	Piston / Retainer, [A750E / A761E] (Direct Clutch) (Bonded) (5.180"OD) (2.665"ID) 2003-Up	1	
991	127684	Rooster Comb, [A750E] (6-Detents) (Cast # B2) 2003-Up	1	
991	127684A	Rooster Comb, [A761E] (5-Detents) (Cast # B4) 2004-Up	1	
991	127675	Manual Rod, [A750E] (11" Long) (*With Flats on Both Ends) 2003-Up	1	
991	127675A	Manual Rod, [A761E] (10-1/2" Long) (*With Flats on One End) 2004-Up	1	
992	127685	Manual Lever, [A750E] (External) (3" Long) (Cast # 35573 60020) 2003-Up	1	
992	127685A	Manual Lever, [A761E] (External) (4-1/2" Long) (Cast # 35572 90070) 2004-Up	1	
994	127677	Park Pawl Actuator, [A750E] (11" Long) (Ball is 8" From End) (*With White Spring) 2003-Up	1	
994	127677A	Park Pawl Actuator, [A761E] (11" Long) (Ball is 7-3/4" From End) (*With Green Spring) 04-Up	1	
995	K127678	Park Pawl Assembly, [A750E] (Park Rod is .484" Thick) (4.950" Long) (4-Pieces) 2003-Up	1	
995	K127678A	Park Pawl Assembly, [A761E] (Park Rod is .384" Thick) (5.175" Long) (4-Pieces) 2004-Up	1	

New from BorgWarner!



Resistance is futile.

New from BorgWarner: Part No. 50155 Replacement EPC Solenoid Fits Ford/Mazda transmissions 4R44E/4R55E/5R44E/5R55E

Derived from a proven "force motor" design used in millions of transmissions, BorgWarner's EPC replacement solenoid greatly reduces your risk of stuck spool valve conditions associated with our competitor's "direct acting" design. The internal moving parts of BorgWarner's solenoid core are made of hardened steel for incredible durability, and the hydraulic section is made of precision machined aluminum, anodized to resist wear and contamination, with a filtered inlet and outlet for added protection.



BorgWarner carries a full line of ready to ship OEM quality clutch plates, transmission bands, one-way clutches, and electronic transmission solenoids that are 100% guaranteed to fit your rebuilds.

BorgWarner Inc. Transmission Systems
1350 N. Greenbriar Dr. Unit B
Addison, IL 60101
(630) 261-9980
www.borgwarner.com

Over time, normal transmission wear adds contaminants to transmission fluid, which may cause the spool valve movement of our competitor's OE design to become sluggish and output pressures imprecise, resulting in poor shifts, slippage, and high line pressure problems.

By contrast, BorgWarner's larger internal spool valve is moved with hydraulic force, developing more than **THREE TIMES THE FORCE** of the OE design to plow through debris to meter oil flow properly. Calibrated to ensure smooth and durable operation, and verified by extensive field testing, BorgWarner's EPC solenoid is the unbeatable choice for robust performance against transmission fluid contamination.

Call your authorized distributor today and ask for genuine OEM quality solenoids from the global leader in automatic transmission technology... BorgWarner, Inc.

 **BorgWarner**

feel good about driving

A55 [Tercel]

ILL#	PART#	DESCRIPTION	QTY	REF #
		OVERHAUL KIT		
	K87900	Overhaul Kit, [A55] (*For 2WD & 4WD) 1979-Up	1	
		MASTER L/STEEL KIT		
	DK8700-S	Master L/Steels Kit, [A55] 1979-Up	1	
		MASTER W/STEEL KIT		
	DK8700	Master W/Steels Kit, [A55] 1979-Up	1	
		FILTERS		
	87710	Filter, [A55] (Tercel) (2WD)	1	35303-16020
	87711	Filter, [A55] (Tercel) (4x4)	1	35303-16030
		FILTER KITS		
	FK87710	Filter Kit, [A55] (2WD)	1	
	FK87711	Filter Kit, [A55] (4x4)	1	
		BUSHING		
	K87901	Bushing Kit, [A55]	1	
		METAL CLAD SEALS		
	67550	Seal, [A55] (Front Pump)	1	90311-38020
	49837	Seal, [A55] (Manual Lever Shaft)	1	90311-10082
	48202	Seal, [A55] (Throttle Valve Lever)	1	90311-08044
	58850	Seal, [A55] (Extension Housing) (4WD)	1	
	87851	Seal, [A55] (Axle) (Left & Right)	2	90311-32006
	89157	Seal, [A55] (Speed-O Gear Shaft)	1	90310-09001
	87850	Seal, [A55] (Governor Pressure Adapter)	2	9030-23001
		FRICTION CLUTCHES		
	67100	Friction, [A55] (Front / Rear / Brake #1 / Brake #2) (.091") (24-Teeth)	7-8	35677-22030
	67103	Friction, [A55] (Brake #3) (.091") (16-Teeth)	4	35677-33030
		STEEL CLUTCHES		
	67102	Steel, [A55] (Front / Rear / Brake #1) (.071") (8-Teeth)	7-8	35634-22070
	67101	Steel, [A55] (Brake #2) (.071") (8-Teeth) (Long Tooth)	4	35634-22090
	67104	Steel, [A55] (Brake #3) (.071") (15-Teeth)	5	35634-22080
		OIL SEALING RINGS		
	K87903	Ring Kit, [A55] 1979-Up	1	
	87300	Ring, [A55] (Turbine Shaft) 1979-Up	1	35712-16010
	2823K	Ring, [A55] (Sun Gear)	2-3	35749-22010
	67228	Ring, [A55] (Center Support) (Direct Clutch) 1979-82	2-5	35617-22020
	87302	Ring, [A55] (Center Support) (Direct Clutch) 1983-Up	3	35617-16010
	87302	Ring, [A55] (Front Clutch) (Forward Clutch)	2	35617-16010
	87301	Ring, [A55] (Governor) 1979-Up	3	35746-16010
		GASKETS & RUBBER COMPONENTS		
	87500	Gasket, [A55] (Bottom Pan)	1	35168-16010
	87505	O-Ring, [A55] (Front Pump)	1	90301-99012
	87501	Gasket, [A55] (Filter)	1	35339-16010
		TECHNICAL MANUAL		
	TMA55	Technical Manual, [A55] (*CD Only)	1	
		HARD PARTS		
	87747	Planet, [A55] (Front)	1	
	87700Z	Ring Gear, [A55] (Front Planet 2-Clutch) 1979-Up	1	35743-16012

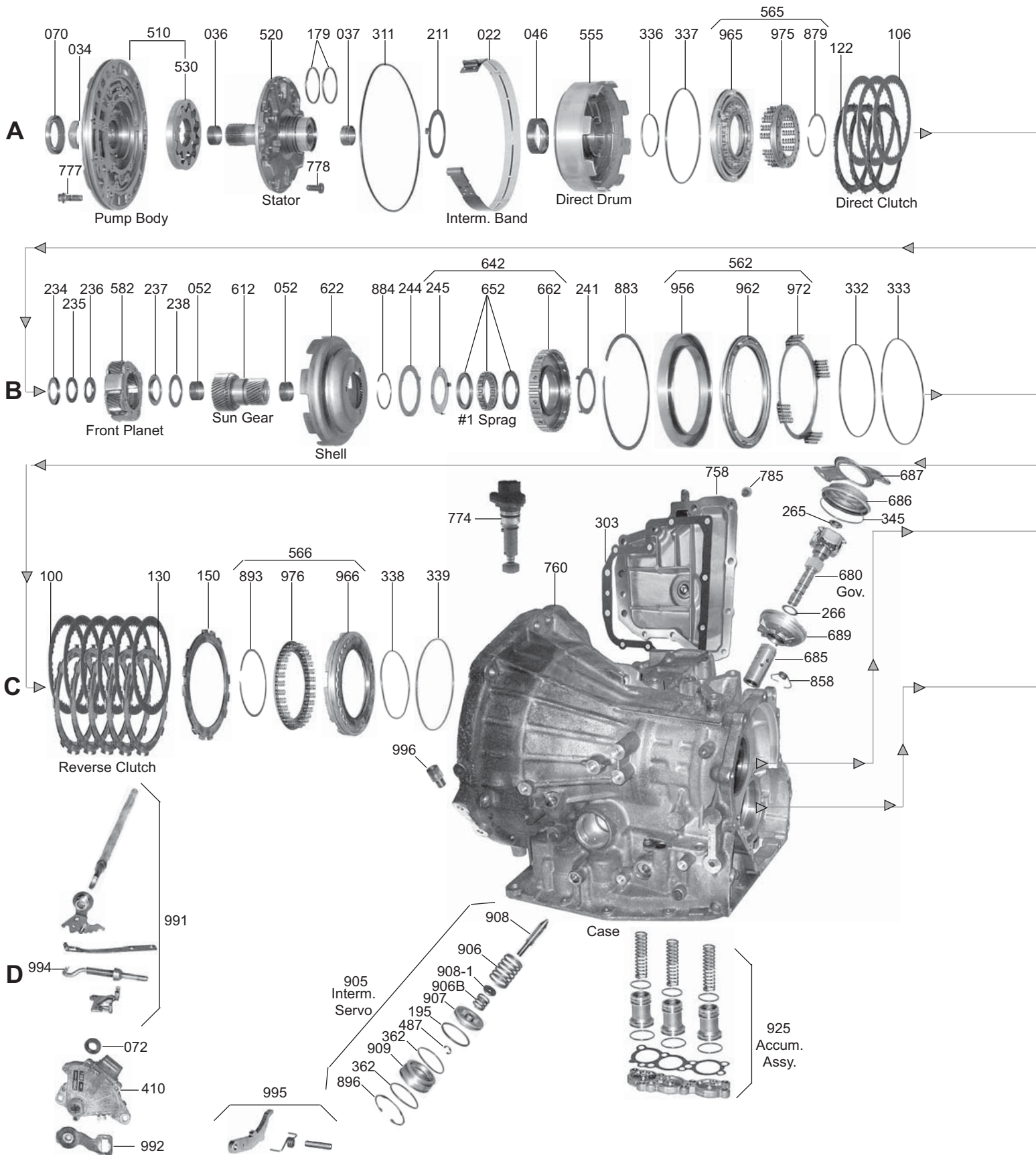
A55 [Tercel]

ILL#	PART#	DESCRIPTION	QTY	REF #
		HARD PARTS (Cont)		
	87700ZA	Ring Gear, [A55] (Front Planet 3-Clutch) 1983-Up	1	35743-16013
		SPRAGS & ONE WAY CLUTCHES		
	67502	Sprag, [A55] (Intermediate) (18-Elements)	1	35792-20010
	67502F	Sprag, [A55] (Intermediate) (12-Elements)	1	35791-22010
	67503	Sprag, [A55] (Low Clutch) (Rear) (20-Elements)	1	35792-20010
		HARD PARTS		
	87820	Chain, [A55]	1	35781-16010
	87916	Pump Body W/Gears, [A55] 1979-83	1	35301-16010
	87916A	Pump Body W/Gears, [A55] 1984-Up	1	
	87913	Stator, [A55] 1979-83	1	35308-16010
	87913A	Stator, [A55] 1984-Up	1	35308-16011
	K87201	Pump Gears, [A55] 1979-Up	1	
	87733	Drum, [A55] (Front Clutch Drum) 1979-83	1	35601-16010
	87733A	Drum, [A55] (Front Clutch Drum) 1984-Up	1	
	87729	Support, [A55] (Center) 1979-82	1	
	87729A	Support, [A55] (Center) 1983-Up	1	
	87410	Governor, [A55] 1979-Up	1	35480-16010
	87734	Drum, [A55] (Rear Clutch) (8-Lugs) 1979-83	1	35065-16010
	87734A	Drum, [A55] (Rear Clutch) (Solid Hub) (3-Spline) 1984-Up	1	
	87701	Case, [A55] (Top Bolts 3" Apart) (2WD) 1979-83	1	35104-16011
	87701A	Case, [A55] (Top Bolts 3-5/8" Apart) (2WD) 1984-Up	1	35104-16013
	87701B	Case, [A55] (4x4) 1979-Up	1	35104-16020
	87740X	Shaft, [A55] (Output) (2WD) 1979-Up	1	
	87740W	Shaft, [A55] (Output) (4x4) 1979-Up	1	
	87978	Housing, [A55] (Extension) (1-Bolt Mount) (2WD)	1	
	87978A	Housing, [A55] (Extension) (2-Bolt Mount) (2WD)	1	
	87978B	Housing, [A55] (Extension) (4x4)	1	
	87947	Valve Body, [A55] 1979-Up	1	
	87690	Differential Assembly, [A55] (Converter Housing)	1	

NOTES:

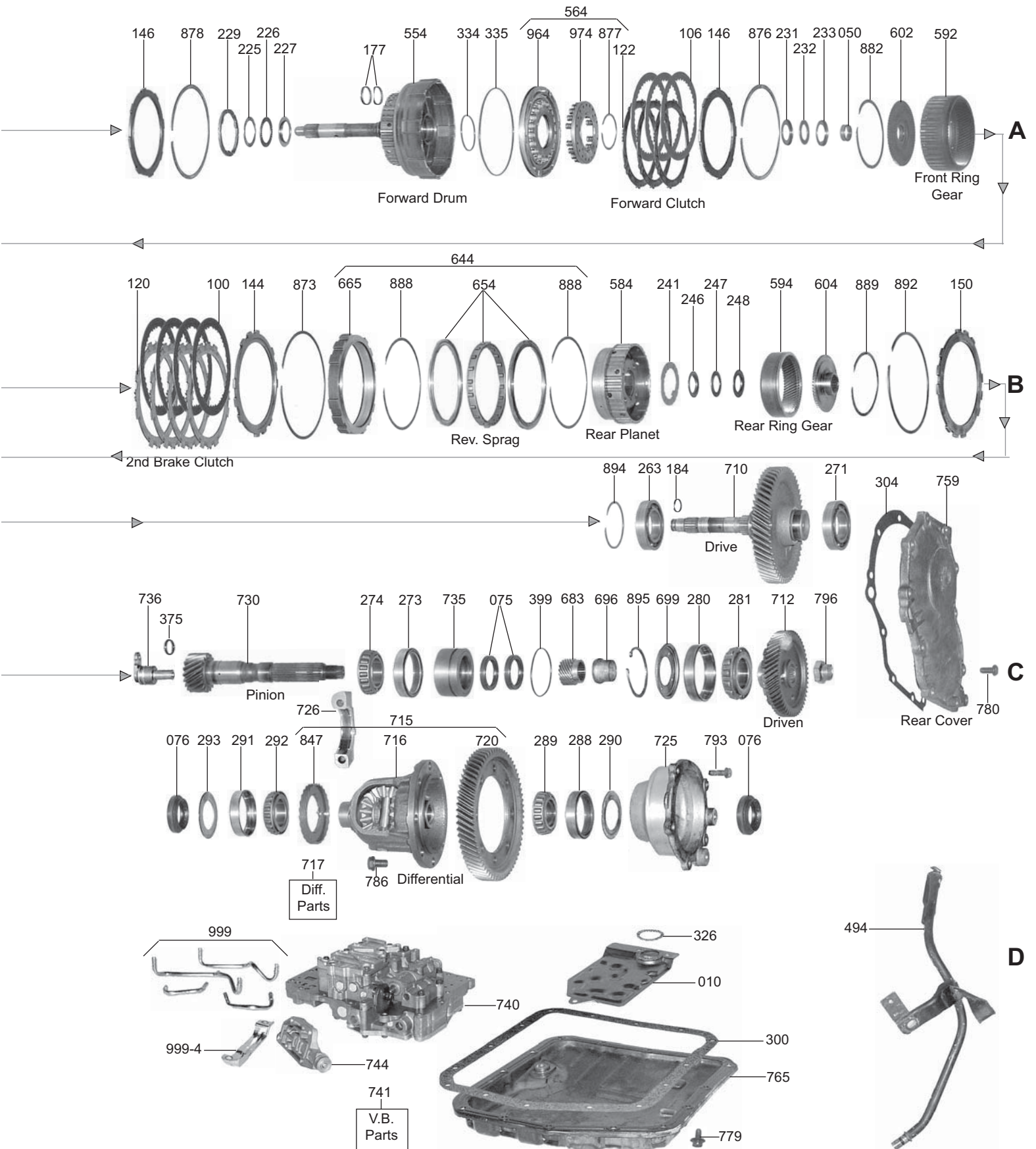
A130 / A131 / A132

FWD 3 Speed



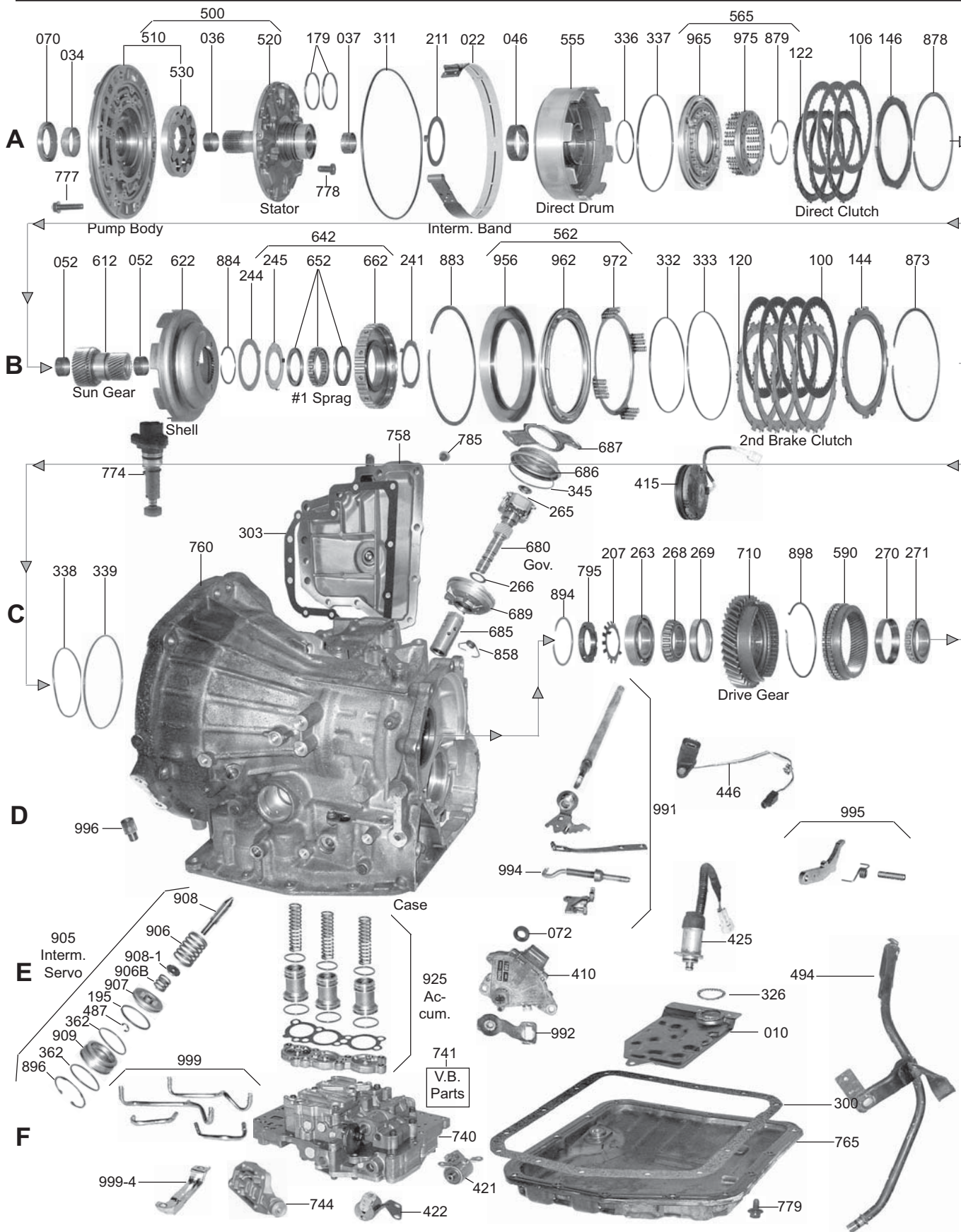
A130 / A131 / A132

FWD 3 Speed



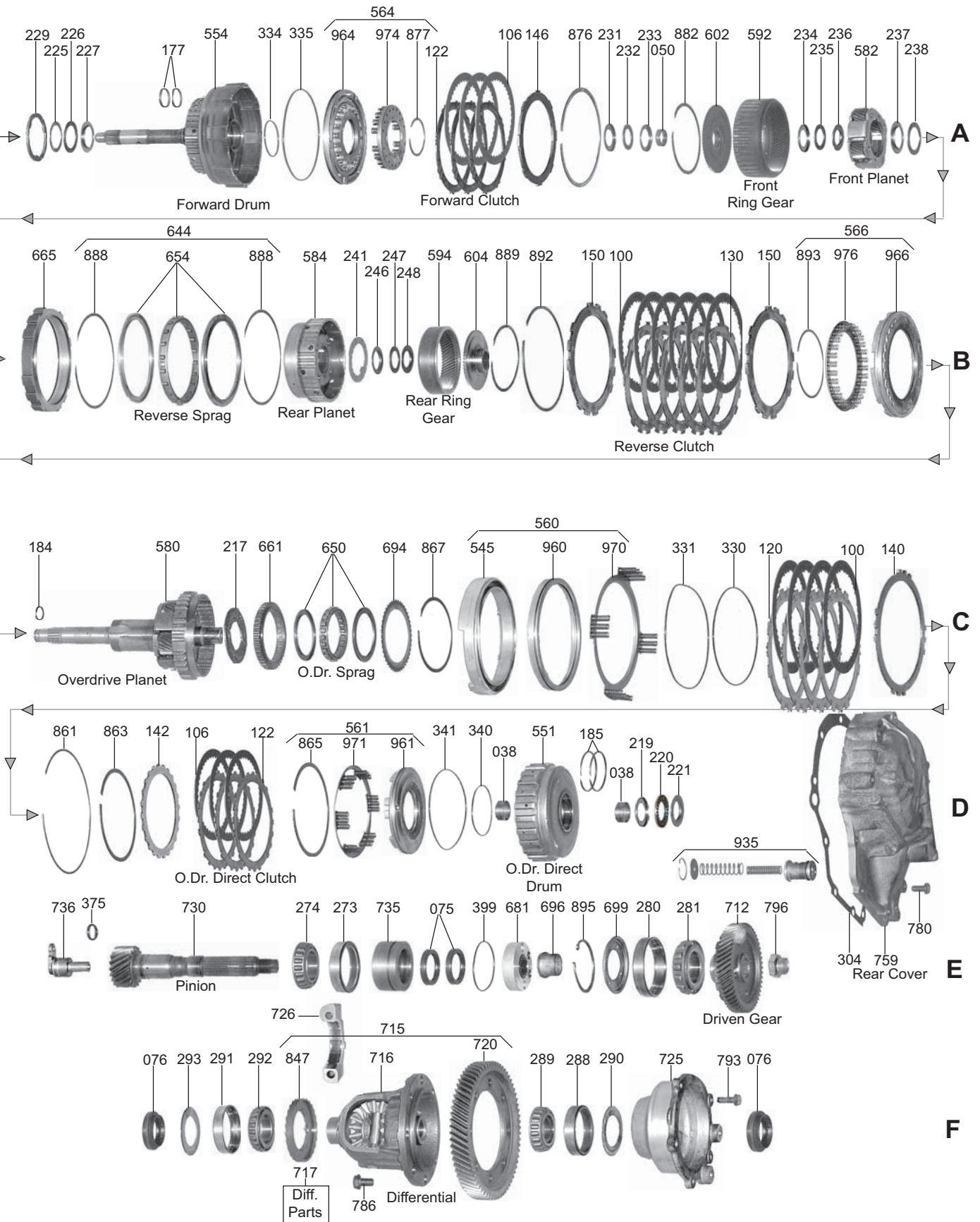
A140 / A141 / A142

FWD 4 Speed



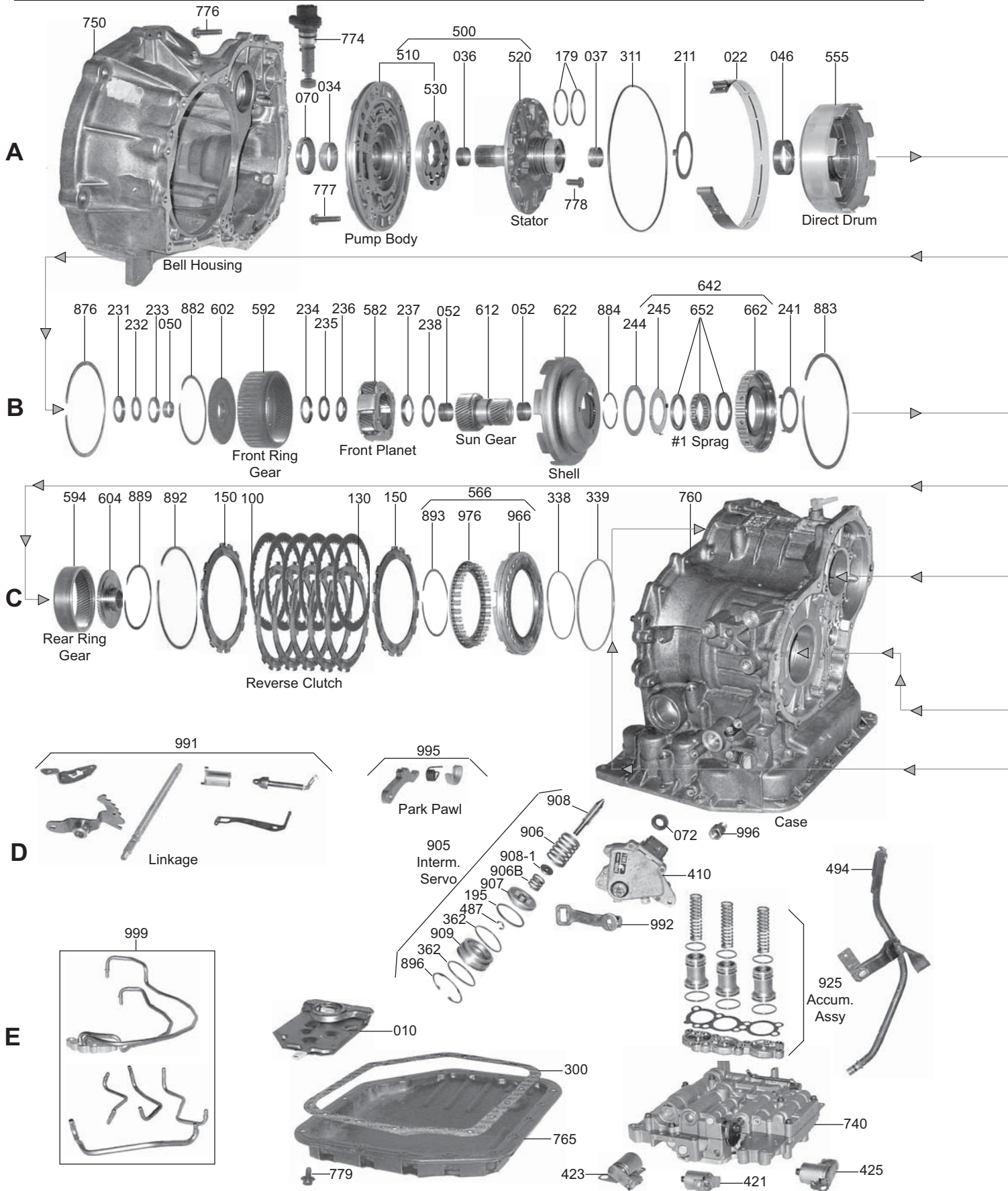
A140 / A141 / A142

FWD 4 Speed



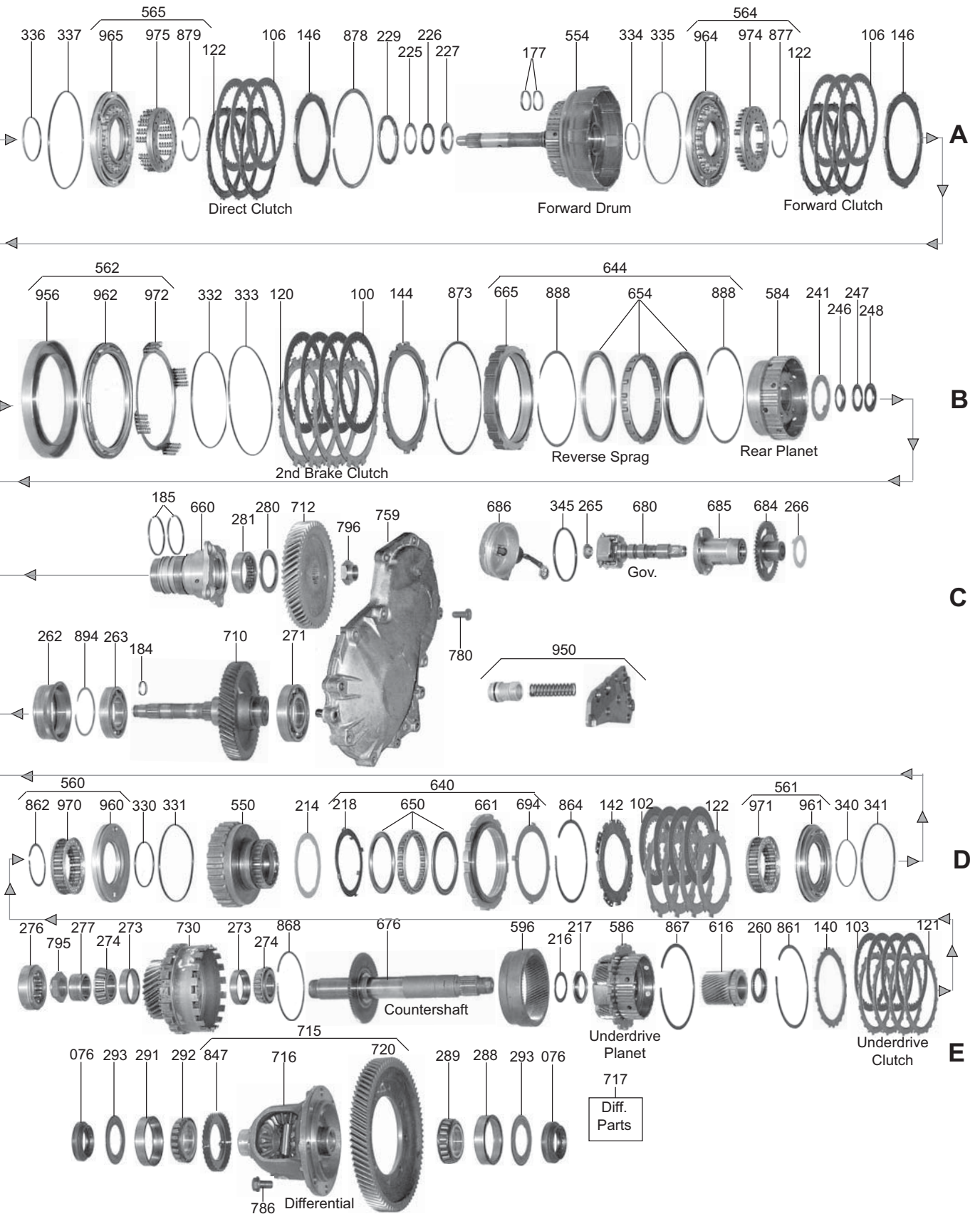
A240 Series [A240-A247]

FWD 4 Speed Underdrive



A240 Series [A240-A247]

FWD 4 Speed Underdrive



A130 / A140 / A240 Series

ILL#	PART#	DESCRIPTION	QTY	REF #
		OVERHAUL KITS		
	K89900A	Overhaul Kit, [A130 / A131 / A132] 1984-Up	1	
	K89900	Overhaul Kit, [A140 / A141 / A142] 1983-Up	1	
	K89900B	Overhaul Kit, [A240 / A241 / A242L / A243L / A244E] 1985-Up	1	
	K89900G	Overhaul Kit, [A245E / A246E / A247E] 1992-02	1	
	K89900H	Overhaul Kit, [A245E / A246E] 2003-Up	1	
		MASTER L/STEEL KITS		
	DK8900A-S	Master L/Steels Kit, [A130 / A131 / A132] 1984-Up	1	
	DK8900F-S	Master L/Steels Kit, [A140 / A141] (Camry>1983-7/86)	1	
	DK8900C-S	Master L/Steels Kit, [A140 / A141] (Camry>8/1986-7/01), (Celica (2.2L)>9/1993-8/99), (Solara>6/1998-7/01)	1	
	DK8900D-S	Master L/Steels Kit, [A244E] 1991-Up	1	
	DK8900B-S	Master L/Steels Kit, [A240E / A240L / A241E / A241L / A241H / 243L] (Celica>9/1989-93), (MR2>8/1986-95), (Corolla>8/1984-5/92), (RAV4>2/1996-9/97)	1	
	DK8900H-S	Master L/Steels Kit, [A245E / A246E] 2003-Up	1	
	DK8900G-S	Master L/Steels Kit, [A245E / A246E / A247E] (Corolla>6/1992-7/02), (Celica (1.8L)>9/1993-12/97), (RAV4 (2WD)>9/1997-8/00), (Matrix (MU4)>2003-06), (Prizm (1.8L) (EFI)>1993-01), (Pontiac Vibe>2003-06)	1	
		MASTER W/STEEL KITS		
	DK8900A	Master W/Steels Kit, [A130 / A131 / A132] 1984-Up	1	
	DK8900F	Master W/Steels Kit, [A140 / A141] (Camry>1983-7/86)	1	
	DK8900C	Master W/Steels Kit, [A140 / A141] (Camry>8/1986-7/01), (Celica (2.2L)>9/1993-8/99), (Solara>6/1998-7/01)	1	
	DK8900D	Master W/Steels Kit, [A244E] 1991-Up	1	
	DK8900B	Master W/Steels Kit, [A240E / A240L / 241E / 241L / 241H / 243L] (Celica>9/1989-93), (MR2>8/1986-95), (Corolla>8/1984-5/92), (RAV4>2/1996-9/97)	1	
	DK8900H	Master W/Steels Kit, [A245E / A246E] 2003-Up	1	
	DK8900G	Master W/Steels Kit, [A245E / A246E / A247E] (Corolla>6/1992-7/02), (Celica (1.8L)>9/1993-12/97), (RAV4 (2WD)>9/1997-8/00), (Matrix (MU4)>2003-06), (Pontiac Vibe>2003-06), (Prizm (1.8L) (EFI)>1993-01)	1	
		FILTERS		
010	89710	Filter, [A130 / A140] (With Square Pick-Up) (2" x 2-1/4") 1983-97	1	35330-32022
010	89710G	Filter, [A130 / A140] (Rectangle Pick-Up) (1/2" x 2-1/4") 1983-97	1	
010	89710A	Filter, [A240 / A241 / A243] (2WD) 1985-Up	1	
010	89710E	Filter, [A245E / A246E / A247E] 1993-01	1	
010	89710H	Filter, [A245E / A246E / A247E] 2002-Up	1	
		FILTER KITS		
	FK89710	Filter Kit, [A130 / A140] (1.5L, 1.6L, & 2.2L Engine) (With Square Pick-Up) (2" x 2-1/4") 1983-97	1	
	FK89710G	Filter Kit, [A130 / A140] (1.6L, 1.8L, 2.0L & 2.2L Engine) (With Rectangle Pick-Up) 1983-97	1	
	FK89710A	Filter Kit, [A240 / A241 / A243] (2WD) 1985-Up	1	
	FK89710E	Filter Kit, [A245E / A246E / A247E] 1993-01	1	
		BAND		
022	89700	Band, [A130 / A140 / A240] (1" Wide) 1983-Up	1	35810-32020
		BUSHINGS		
	K89000	Bushing Kit, [A130 / A140 / A240] 1983-Up	1	
034	67001	Bushing, [A130 / A140 / A240] (Pump Body) 1983-Up	1	
036	67002A	Bushing, [A130 / A140 / A240] (Stator) (Front) 1983-Up	1	
037	89003	Bushing, [A130 / A140 / A240] (Stator) (Rear) 1983-Up	1	
038	89010	Bushing, [A140 / A240] (Overdrive Direct Drum) or (Overdrive Sun Gear) 1983-Up	2	

A130 / A140 / A240 Series

ILL#	PART#	DESCRIPTION	QTY	REF #
		BUSHINGS (Cont)		
046	89008	Bushing, [A130 / A140 / A240] (Direct Drum) 1983-Up	1	
046	89011	Bushing, [A245E] (Direct Drum) 1983-Up	1	
050	89006	Bushing, [A130 / A140 / A240] (Input Hub) 1983-Up	1	
052	89010	Bushing, [A130 / A140 / A240] (Sun Gear) 1983-Up	2	
		METAL CLAD SEALS		
070	67550	Seal, [A130 / A140 / A240] (Pump) 1983-Up	1	90311-38020
072	78197	Seal, [A130 / A140 / A240] (Linkage) 1983-Up	1	
075	89156	Seal, [A130] (Pinion Shaft) 1983-Up	2	
076	89152	Seal, [A130] (Axle) (Gas) (Right & Left) (2.137"OD) 1983-02 (*Also [A141E] (MR2) (Right & Left) 1986 Only *) (*Also [A240E / A244E / A245E / A246E] (Right) 1985-Up	1	90311-34012
076	89154	Seal, [A130] (Axle) (Right & Left) (Diesel) (2.180"OD) 1983-85 (*Not In Kits) (*Also [A140] (Right & Left) 1984-Up (*Also [A241E / A243L / A247E] (Right Axle) 1985-Up	2	90311-35010
076	89158	Seal, [A240 / A240E / A244E / A245E / A246E] (Axle) (Left) (2.492"OD) 1985-Up	1	90311-34013
076	89158A	Seal, [A241E, A243L, A247E] (Axle) (Left) 1985-Up	1	
076	89154A	Seal, [A241] (Axle) (Right) (Corolla AWD) 1989-92	1	90311-44004
	89157	Seal, [A130 / A140 / A240] (Speed-O Housing)	1	
		FRICION CLUTCHES		
		[A130 SERIES]		
100	89100	Friction, (2nd Brake) (.067") (5.60"OD) (33-Teeth) 1984-Up	3	35677-32040
100	89100	Friction, (Reverse) (.067") (5.60"OD) (33-Teeth) 1984-Up	6	35677-32040
100	89115	Friction, [A132L Only] (Reverse) (.059") (5.60"OD) (33-Teeth)	5	35677-32060
106	89103	Friction, (Forward) (.067") (5.00"OD) (40-Teeth) 1984-Up	3	35633-32020
106	89103	Friction, (Direct) (.067") (5.00"OD) (40-Teeth) 1984-Up	3	35633-32020
		[A140 SERIES]		
100	89100	Friction, (2nd Brake) (.067") (5.60"OD) (33-Teeth) 1983-7/86	3	35677-32040
100	89101	Friction, (2nd Brake) (.075") (5.60"OD) (33-Teeth) 8/1986-Up	3	35677-32050
100	89100	Friction, (Reverse) (.067") (5.60"OD) (33-Teeth) 1983-Up	6	35677-32040
100	89115	Friction, (Reverse) (.059") (5.60"OD) (33-Teeth) 1993-Up	6	35677-32060
100	89100	Friction, (Overdrive Brake) (.067") (5.60"OD) (33-Teeth) 1983-7/86	3	35677-32040
100	89104	Friction, (Overdrive Brake) (.075") (6.50"OD) (24-Teeth) 8/1986-Up	3	35677-20010
106	89103	Friction, (Direct) (.067") (5.00"OD) (40-Teeth) 1983-7/86	3	35633-32020
106	89113	Friction, (Direct) (.075") (5.00"OD) (40-Teeth) 8/1986-Up	3-4	35633-20010
106	89103	Friction, (Forward) (.067") (5.00"OD) (40-Teeth) 1983-Up	4	35633-32020
106	89103	Friction, (Overdrive Direct) (.067") (5.00"OD) (40-Teeth) 1983-7/86	2	35633-32020
106	89113	Friction, (Overdrive Direct) (.075") (5.00"OD) (40-Teeth) 8/1986-Up	2	35633-20010
		[A240 SERIES]		
100	89100	Friction, (2nd Brake) (.067") (5.60"OD) (33-Teeth) 1985-Up	3	35677-32040
100	89101	Friction, (2nd Brake) (.075") (5.60"OD) (33-Teeth) 1987-Up	3	35677-32050
100	89100	Friction, [*Except A245E / A246E / A247E] (Reverse) (.067") (5.60"OD) (33-Teeth) (*With Wide Friction Material) 1985-Up	6	35677-32040
100	89100A	Friction, [A245 / A246E / A247E] (Reverse) (.067") (5.60"OD) (33-Teeth) (*With Narrow Friction Material) 1993-Up	6	35677-12060
102	89109	Friction, [*Except A245E / A246E / A247E] (Underdrive #2) (.067") (4.30"OD) (26-Teeth) (Small ID) 1985-Up	3	34262-12010
102	89109A	Friction, [A245E / A246E / A247E] (Underdrive #2) (.069") (4.30"OD) (26-Teeth) (Large ID) 1993-Up	3	34262-12030
103	89107	Friction, (Underdrive #1) (.075") (4.30"OD) (34-Teeth) 1985-Up	3-4	34261-12010

A130 / A140 / A240 Series

ILL#	PART#	DESCRIPTION	QTY	REF #
		FRICITION CLUTCHES (Cont)		
		[A240 SERIES]		
106	89103	Friction, (Direct) (.067") (5.00"OD) (40-Teeth) 1985-92	2-3	35633-32020
106	89113	Friction, (Direct) (.075") (5.00"OD) (40-Teeth) 1986-Up	3	35633-20010
106	89103	Friction, (Forward) (.067") (5.00"OD) (40-Teeth) 1985-Up	4	35633-32020
NI	89107	Friction, (Differential) (.075") (4.30"OD) (34-Teeth) 1988-Up	7	34261-12010
		STEEL CLUTCHES		
		[A130 SERIES]		
120	89105	Steel, (2nd Brake) (.071") (4.60"ID) (12-Teeth) 1984-Up	3-4	35648-32010
122	89102	Steel, (Direct) (.071") (4.10"ID) (8-Teeth) 1984-Up	3	36634-32010
122	89102	Steel, (Forward) (.071") (4.10"ID) (8-Teeth) 1984-Up	3	36634-32010
130	89106	Steel, (Reverse) (.071") (4.60"ID) (12-Teeth) 1984-Up	5-7	35648-32020
		[A140 SERIES]		
120	89105	Steel, (2nd Brake) (.071") (4.60"ID) (12-Teeth) 1983-Up	3-4	35648-32010
120	89106	Steel, (Overdrive Brake) (.071") (4.60"ID) (12-Teeth) (Small ID) 1983-7/86	3-4	35648-32020
120	89112	Steel, (Overdrive Brake) (.071") (5.60"ID) (12-Teeth) (Large ID) 8/1986-Up	6	35648-20010
122	89102	Steel, (Direct) (.071") (4.10"ID) (8-Teeth) 1983-Up	3	36634-32010
122	89102	Steel, (Forward) (.071") (4.10"ID) (8-Teeth) 1983-Up	4	36634-32010
122	89102	Steel, (Overdrive Direct) (.071") (4.10"ID) (8-Teeth) 1983-7/86	2	36634-32010
122	89111	Steel, (Overdrive Drive) (.071") (4.10"ID) (20-Teeth) 8/1986-Up	2-3	35634-20010
130	89106	Steel, (Reverse) (.071") (4.60"ID) (12-Teeth) 1983-Up	4-7	35648-32020
		[A240 SERIES]		
120	89105	Steel, (2nd Brake) (.071") (4.60"ID) (12-Teeth) 1985-Up	3	35648-32010
121	89108	Steel, (Underdrive #1) (.071") (3.56"ID) (20-Teeth) 1985-Up	3-4	34263-12010
122	89102	Steel, (Direct) (.071") (4.10"ID) (8-Teeth) 1985-Up	3-4	36634-32010
122	89102	Steel, (Forward) (.071") (4.10"ID) (8-Teeth) 1985-Up	3-4	36634-32010
122	89110	Steel, [*Except A245E / A246E / A247E] (Underdrive #2) (.071") (3.16"ID) (8-Teeth) (Small ID) 1985-Up	3	34264-12020
122	89110A	Steel, [A245E / A246E / A247E] (Underdrive #2) (.071") (3.42"ID) (8-Teeth) (Large ID) 1993-Up	3	34264-12020
130	89106	Steel, [*Except A245E / A246E / A247E] (Reverse) (.071") (4.60"ID) (12-Teeth) 1985-Up	5	35648-32020
130	89106A	Steel, [A245E / A246E / A247E] (Reverse) (.071") (4.72"ID) (12-Teeth) 1993-Up	6-7	35648-12020
NI	89108	Steel, (Differential) (.071") (3.56"ID) (20-Teeth) 1988-Up	8	34263-12010
		CLUTCH PRESSURE PLATES		
140	89715	Pressure Plate, [A140] (Overdrive Brake Clutch)	1	35625-32010
140	89717C	Pressure Plate, [A240] (Underdrive Clutch)	1	41476-32011
142	89715C	Pressure Plate, [A140] (Overdrive Direct Clutch) (24-Teeth) (3.08mm) 8/1986-Up	1	
142	89717C	Pressure Plate, [A240] (Underdrive Brake Clutch)	1	41476-32011
144	89714	Pressure Plate, [A130 / A140 / A240] (2nd Brake Clutch)	1	35676-32010
146	89716A	Pressure Plate, [A130 / A140 / A240] (Forward & Direct Clutch) (3.37mm) (8-Teeth)	1-2	35675-30111
146	89716	Pressure Plate, [A130 / A140 / A240] (Forward & Direct Clutch) (3.00mm) (8-Teeth)	1-2	35675-32010
146	89716B	Pressure Plate, [A130 / A140 / A240] (Forward & Direct Clutch) (2.80mm) (8-Teeth)	1-2	
146	89716C	Pressure Plate, [A130 / A140 / A240] (Forward & Direct Clutch) (2.50mm) (8-Teeth)	1-2	
150	89714	Pressure Plate, [A130 / A140 / A240] (Reverse Clutch)	1	35676-32010
		VALVE BODY KITS		
	A245E-HD2	Reprogramming Kit, [A245E] (Hot Rod / Street Show Off) (Toyota Corolla>1993-02), (Geo Prizm>1993-01) (*For Nitrous or Turbo)	1	Transgo
		OIL SEALING RINGS		
	K89901T	Ring Kit, [A130] 1984-Up	1	

A130 / A140 / A240 Series

ILL#	PART#	DESCRIPTION	QTY	REF #
		OIL SEALING RINGS (Cont)		
	K89901	Ring Kit, [A140E / A141E / A142L / A240E] 1983-Up	1	
177	89301T	Ring, [A130 / A140 / A240] (Forward Clutch) (Teflon)	2-3	35712-32010
179	89300T	Ring, [A130 / A140 / A240] (Direct Clutch) (Teflon)	2	35617-22011
184	89306T	Ring, [A130 / A140 / A240] (Intermediate Shaft) (Teflon)	1	35748-32010
185	87302	Ring, [A140] (Overdrive Direct Clutch) (Metal)	2	35617-16010
185	87302	Ring, [A240] (Underdrive Support to Drum) (Metal)	2	35617-16010
195	89307T	Ring, [A130 / A140 / A240] (2nd Coast Servo) (Teflon)	1	35865-32010
		WASHERS & BEARINGS		
207	89944	Lock Washer, [A140] (Overdrive Planet Bearing to Nut)	1	90209-40001
211	89424	Washer, [A130 / A140 / A240] (Stator to Direct Drum)	1	35616-32010
214	89400	Washer, [A240] (Underdrive Drum to Sprag)	1	
216	89401	Race, [A240] (Underdrive Sun Gear to Countershaft)	1	
217	89932	Washer, [A140] (Overdrive Planet to Sprag) (.057")	1	34737-32011
217	89932A	Washer, [A140] (Overdrive Planet to Sprag) (.109")	1	34737-20011
217	89932B	Bearing, [A240] (Underdrive Sun Gear to Center Shaft)	1	
219	89934	Race, [A140] (Overdrive Drum to Rear Cover) (Front) 1983-86	1	35789-32090
219	89934A	Bearing W/Race, [A140] (Overdrive Drum to Rear Cover) 1987-Up	1	90374-28013
220	89938	Bearing, [A140] (Overdrive Drum to Rear Cover) 1983-86	1	90374-28004
220	89439	Bearing, [A140] (Overdrive Drum to Rear Cover) 1987-Up	1	90374-28009
221	89836	Race, [A140] (Overdrive Drum to Rear Cover) (Rear) 1983-Up	1	35789-20020
225	89807B	Race, [A130 / A140 / A240] (Stator to Forward Drum) (0.8mm) (Front)	1	35789-32020
225	89426	Race, [A130 / A140 / A240] (Stator to Forward Drum) (1.4mm) (Front)	1	35789-32030
226	89430	Bearing, [A130 / A140 / A240] (Stator to Forward Drum)	1	90374-28005
227	89432	Race, [A130 / A140 / A240] (Stator to Forward Drum) (Rear)	1	35789-32010
229	89422	Washer, [A130 / A140 / A240] (Direct Drum to Forward Drum) (.138" Thick) (2.210"ID) 83-Up	1	35616-32021
231	89811	Race, [A130 / A140 / A240] (Forward Drum to Hub) (Front) (*Also Forward Hub to Planet)	1-2	35789-32040
232	89437	Bearing, [A130 / A140 / A240] (Forward Drum to Hub) (*Also Forward Hub to Planet)	1-2	90374-22001
233	89809	Race, [A130 / A140 / A240] (Forward Drum to Hub) (Rear)	1	35789-32050
233	89809A	Race, [A245] (Forward Drum to Hub) (Rear) 1993-95	1	35789-12040
234	89811	Race, [A130 / A140 / A240] (Forward Hub to Front Planet) (Front)	1	35789-32040
235	89437	Bearing, [A130 / A140 / A240] (Forward Hub to Front Planet)	1	90374-22001
235	89437A	Bearing, [A245] (Forward Hub to Front Planet) 1993-95	1	90374-25007
236	89812	Race, [A130 / A140 / A240] (Forward Hub to Front Planet) (Rear)	1	35789-32060
237	89813	Race, [A130 / A140 / A240] (Front Planet to Sun Gear) (Front)	1	35789-32070
238	89435	Bearing, [A130 / A140 / A240] (Front Planet to Sun Gear)	1	90374-30006
238	89435A	Bearing, [A245] (Front Planet to Sun Gear) 1993-95	1	90374-28011
241	89415B	Washer, [A130 / 140 / 240] (Rear Planet to Rear Ring Gear) (Plastic) (*Tabs are in Center of ID)	1	35738-12010
244	89416	Washer, [A130 / A140 / A240] (Shell to Sprag) (2-3/4"OD) (Plastic)	1	35739-32011
246	89811B	Race, [A130 / A140 / A240] (Sun Gear to Ring Gear Hub) (Front)	1	35789-22010
247	89439F	Bearing, [A130 / A140 / A240] (Sun Gear to Rear Ring Gear Hub) (3-Piece Type)	1	90374-24002
248	89811A	Race, [A130 / A140 / A240] (Sun Gear to Rear Ring Gear Hub) (Rear)	1	35789-32080
260	89450	Bearing, [A240] (Underdrive Sun Gear to Support)	1	
262	89095	Race, [A245E] (Case to Drive Transfer Gear) (*Looks Like Case Sleeve W/ 2-Cup Races)	1	
263	89451	Ball Bearing, [A130 / A240] (Case to Intermediate Shaft) (*Also [A240] Intermediate Shaft to Rear Cover)	1-2	90363-40024
265	89402	Washer, [A130 / A140 / A240] (Governor to Cover) (Plastic)	1	
266	89403	Washer, [A130 / A240] (Governor Gear to Case)	1	

A130 / A140 / A240 Series

ILL#	PART#	DESCRIPTION	QTY	REF #
		WASHERS & BEARINGS (Cont)		
266	89403A	Washer, [A140] (Under the Governor) (Steel)	1	
271	89452	Ball Bearing, [A130] (Intermediate Shaft to Rear Cover)	1	
271	89451	Ball Bearing, [A240] (Intermediate Shaft to Rear Cover)	1	90363-40024
274	89097	Bearing W/Race, [A130 / A140] (Pinion) (18-Rollers)	1	
274	89097A	Bearing W/Race, [A130 / A140] (Pinion) (20-Rollers)	1	90366-35084
274	89097B	Bearing W/Race, [A130 / A140] (Pinion) (21-Rollers)	1	90366-35090
274	89097C	Bearing W/Race, [A240] (Center Shaft to Pinion)	2	
276	89453	Caged Roller Bearing, [A240] (Bell to Countershaft)	1	
277	89454	Race, [A240] (Inner) (*For Roller Bearing #276)	1	
280	89455	Bearing, [A240] (Underdrive Drum Support to Driven Transfer Gear)	1	
281	89097D	Bearing W/Race, [A130 / A140] (Driven Transfer Gear)	1	90366-40010
281	89456	Roller Bearing, [A240] (Support to Center Driven Gear)	1	
289	89098C	Bearing W/Race, [A140] (Differential) (Ring Gear Side) (23-Rollers) (Cast # 44KB721) 1987-Up	1	90366-44001
290	89404	Shim, [A130 / A140] (Differential Bearing Cup Race to Aluminum Differential Retainer)	1	
292	89098B	Bearing W/Race, [A130] (Differential) (Both Sides) (20-Rollers) 1984-89 (Cast # TR080702J)	1-2	90368-38006
292	89098D	Bearing W/Race, [A130 / A140] (Differential) (Both Sides) (20-Rollers) (Cast # 57390A-N) 1984-86	1-2	90368-40002
292	89098	Bearing W/Race, [A140] (Differential) (Speed-O Gear Side) (24-Rollers) (Cast # TRA080702) 1987-Up	1	90366-40016
293	89405	Shim, [A130 / A140 / A240] (Between Differential Bearing Cup & Case)	1	
		GASKETS & RUBBER COMPONENTS		
300	89500	Gasket, [A130 / A140] (Bottom Pan) 1983-Up	1	35168-32010
300	89501	Gasket, [A240 / A241E / A242L / A243L / A244E] (Bottom Pan) 1985-Up	1	35168-12020
300	89504	Gasket, [A245E / A246E] 1992-02 (Bottom Pan) (*Also [A247E] 1997-98)	1	35168-12030
300	89505	Gasket, [A245E / A246E] (Bottom Pan) 2003-Up	1	35168-12060
303	89555A	Gasket, [A130L] (Differential Cover) 1984-Up	1	41182-32010
303	89555	Gasket, [A131L] (Differential Cover) 1984-Up	1	41182-12010
303	89557	Gasket, [A132L] (Differential Cover) 1984-Up	1	35144-10010
303	89558	Gasket, [A140] (Differential Cover) 1983-Up	1	35433-12030
304	89506	Gasket, [A140] (Overdrive Cover) 1983-86	1	34112-32010
304	89506A	Gasket, [A140] (Overdrive Cover) 9/1986-8/91	1	34112-32020
304	89506B	Gasket, [A140] (Overdrive Cover) (Rear Cover) 9/1991-01	1	34112-20010
311	89516	O-Ring, [A130 / A140 / A240] (Pump) 1983-Up	1	90301-99024
326	89507	Gasket, [A130 / A140] (Filter)	1	35339-32010
326	89508A	Gasket, [A240] (Filter)	1	35339-12010
345	89528	O-Ring, [A130 / A140] (Governor Cover)	1	90301-67001
		TECHNICAL MANUALS		
	TMA130CD	Technical Manual, [A130] (CD Only*)	1	ATSG
	TMA140	Technical Manual, [A140]	1	ATSG
	TMA240CD	Technical Manual, [A240] (CD Only*)	1	ATSG
		ELECTRICAL COMPONENTS		
410	89947	Neutral Switch, [A130 / A140 / A240] (9-Prong Connector) (Connector is 1-1/4" Long & 1/2" Wide)	1	
410	89947A	Neutral Switch, [A130 / A140 / A240] (9-Prong Connector) (Connector is 3/4" Long & 1/2" Wide)	1	
415	89410A	Sensor, [A140] (*Replaces Governor) (Plastic Housing)	1	
415	89410B	Sensor, [A140] (*Replaces Governor) (Aluminum Housing) (2-Prong Round Connector)	1	

A130 / A140 / A240 Series

ILL#	PART#	DESCRIPTION	QTY	REF #
		ELECTRICAL COMPONENTS (Cont)		
415	89410C	Sensor, [A140] (*Replaces Governor) (Aluminum Housing) (2-Prong Oval Connector)	1	
	K89955	Solenoid, [A140 / A240E / A241E / A244E] (Shift) (2-Solenoid & 5-Brackets)	1	52-0230
	K89958	Solenoid Kit, [A240E / A241E / A244E] (2 Shift) (1-Lock-Up Solenoids & Brackets) 1987-99	1	52-9001
	K89956A	Solenoid Kit, [A245E / A246E / A247E] (Shift) (2-Solenoid & 1-Bracket) 1989-04	1	52-0256
	K89958A	Solenoid Kit, [A245E / A246E / A247E] (2 Shift) (1-Lock-Up & 3-Brackets)	1	52-9004
	K89959	Solenoid Kit, [A245E / A246E / A247E] (2 Shift) 2002-03 (1-Lock-Up, 1-EPC-Linear, & 3-Brackets)	1	52-9031
	K89959A	Solenoid Kit, [A245E / A246E / A247E] (2 Shift) 2004-Up (1-Lock-Up, 1-EPC-Linear, & 3-Brackets)	1	52-9035
421	89961	Solenoid, [A140] (1-2 Shift #1) (With Bracket)	1	85420-32020
421	89956	Solenoid, [A240E / A241E / A244E] (Shift) (12-OHM) (With Bracket) 1987-99	2	52-0204
421	89956A	Solenoid, [A245E / A246E] (Shift #1) (With Bracket)	1	52-0449
422	89962	Solenoid, [A140] (2-3 Shift #2) (With Bracket)	1	85420-32040
422	89962A	Solenoid, [A245E / A246E] (Shift #2) (With Bracket)	1	52-0454
423	89954	Solenoid, [A240] (Overdrive) (With Bracket)	1	52-0223
425	89929	Solenoid, [A140] (Lock-Up) (External With Wire Harness) (1-Prong Round Connector)	1	85420-32061
425	89929A	Solenoid, [A140] (Lock-Up) (External With Wire Harness) (2-Prong Triangle Connector)	1	
425	89929B	Solenoid, [A140] (Lock-Up) (External With Connector Made on the Solenoid) (1-Prong)	1	85420-20110
425	89957	Solenoid, [A240 / 241 / 244] (Lock-Up) (12-OHM) (With Bracket)	1	
425	89957A	Solenoid, [A245E / A246E / A247E] (Lock-Up) (12-OHM) (1-Solenoid, 2-Brackets)	1	52-0257
	89958	Solenoid, [A245E / A246E / A247E] (EPC / SLT) (Linear) (Large Pins) (*Removable Bracket) 2002-03	1	52-0403
	89958A	Solenoid, [A245E / A246E / A247E] (EPC / SLT) (Linear) (Small Pins) (*Removable Bracket) 2004-Up	1	52-0419
774	89952	Sensor, [A140] (VSS) (3-Prong) (With Driven Speed-O Gear)	1	
774	89952A	Sensor, [A240] (VSS) (3-Prong) (With Driven Speed-O Gear)	1	
446	89995	Wire Harness, [A140] (Internal With 2-Prong Connector)	1	
446	89995A	Wire Harness, [A140] (Internal With 5-Prong Connector)	1	
		HARD PARTS		
500	89910	Pump Complete, [A130 / A140] (7-Bolts) (3-Stepped Stator Pads) 1983-Up	1	
500	89911	Pump Complete, [A130 / A140] (6-Bolts) 1983-Up	1	
500	89910A	Pump Complete, [A130 / A140] (7-Bolts) (3-Flat Stator Pads) 1983-Up	1	
510	89912F	Pump Body W/Gears, [A240] (With 6-Bolts to Case) 1985-Up	1	
510	89912	Pump Body W/Gears, [A130] (6-Bolts) 1984-Up	1	
510	89912A	Pump Body W/Gears, [A130 / A140] (Aisin Warn Built) (7-Bolts) (*Fits Stator With 3-Stepped Pads) 1983-Up	1	35035-32010
510	89912B	Pump Body W/Gears, [A130 / A140] (Toyota Built) (7-Bolts) (*Fits Stator With 3-Flat Pads) 1983-Up	1	35035-32020
		PUMP COMPONENTS		
520	89913A	Stator, [A130 / A140 / A240] (Flat Pads) (1.850"OD of Direct Drum Bushing Support) (*With Bushing Inside Rear) (With Short Vent Channel) 4/1983-Up	1	35370-32022
520	89913	Stator, [A130 / A140 / A240] (Stepped Pads) 1983-Up	1	35370-32031
	89913SS	Shaft, [A130 / A140 / A240] (Stator Shaft Tube)	1	90374-22002
		HARD PARTS		
545	89806	Housing, [A140] (Overdrive Brake Piston)	1	
550	89323	Drum, [A240] (Underdrive Clutch)	1	
551	89994	Drum, [A140] (Overdrive Direct) (8-Teeth on Pressure Plate) 1983-7/86	1	34601-32011
551	89994C	Drum, [A140] (Overdrive Direct) (24-Teeth on Pressure Plate) 8/1986-Up	1	34601-20010
554	89732A	Drum, [A130 / A140 / A240] (Forward With Shaft) (3-Clutch) 2/1984-Up	1	35701-32021

A130 / A140 / A240 Series

ILL#	PART#	DESCRIPTION	QTY	REF #
		HARD PARTS (Cont)		
554	89732	Drum, [A130 / A140 / A240] (Forward With Shaft) (3-Clutch) 1/1983-1/84	1	35701-32010
554	89732B	Drum, [A140 / A240] (Forward With Shaft) (4-Clutch) 5/1984-Up (With 2-Rings on Shaft)	1	35701-32031
554	89732D	Drum, [A140 / A240] (Forward With Shaft) (4-Clutch) (With 3-Rings on Shaft)	1	
555	89719	Drum, [A130] (Direct) (2-Clutch) (1-7/8"ID Bushing) 8/1983-1/84	1	35605-32020
555	89719A	Drum, [A130 / A240] (Direct) (2-Clutch) (1-7/8"ID Bushing) 1/1984-Up	1	35605-20020
555	89719B	Drum, [A140] (Direct) (3-Clutch) (1-7/8"ID Bushing) 2/1984-Up (Piston is .385" Thick) (*Uses 1" Band)	1	35605-32030
555	89719C	Drum, [A140] (Direct) (3-Clutch) (1-7/8"ID Bushing) 2/1984-Up (Piston is .471" Thick) (*Uses 1" Band)	1	35605-12020
555	89719E	Drum, [A245E] (Direct) (3-Clutch) (16-Lugs to Sun Shell)	1	
580	89987	Planet, [A140] (Overdrive With Shaft) 1983-7/86	1	34710-32040
580	89987A	Planet, [A140] (Overdrive With Shaft) 8/1986-Up	1	34710-32011
582	89747	Planet, [A130 / A140 / A240] (Front)	1	35720-32010
584	89748	Planet, [A130 / A140 / A240] (Rear) (1.790" Overall Height)	1	35760-32010
586	89749D	Planet, [A240] (Underdrive)	1	
590	89931	Ring Gear, [A140] (Overdrive)	1	34731-32010
592	89896	Ring Gear, [A130 / A140 / A240] (Front) (1.550" Tall)	1	35743-32040
592	89896E	Ring Gear, [A130 / A140 / A240] (Front) (1.437" Tall)	1	35743-32010
594	89991	Ring Gear, [A130 / A140 / A240] (Rear) (1.100" Tall)	1	35761-32010
596	89319	Ring Gear, [A240] (Underdrive Input)	1	
602	89817	Hub, [A130 / A140 / A240] (Front Planet Ring Gear)	1	
604	89151	Hub, [A130 / A140 / A240] (Rear Planet)	1	
612	89999	Sun Gear, [A130 / A140 / A240] (2-3/4" Long) (27-Teeth) (1.465"OD Sprag Race)	1	35706-32012
616	89322	Sun Gear, [A240] (Underdrive)	1	
622	89764	Shell, [A130 / A140 / A240] (Input Sun Gear) (39-Inner Teeth) (8-Lugs)	1	35790-32050
622	89764E	Drum, [A245E] (Input Sun) (16-Lugs)	1	
		SPRAGS & ONE WAY CLUTCHES		
640	K89729	Sprag Assembly, [A240] (Underdrive)	1	
642	K65702	Sprag Assembly, [A130 / A140 / A240] (One Way Clutch) (1.465"ID is the OD of Sun Gear)	1	35790-32050
650	89728	Sprag, [A140] (Overdrive) (24-Lugs) (.450" Wide) 1985-Up	1	35714-32021
650	89729	Sprag, [A240] (Underdrive Sprag)	1	34360-12010
652	67502	Sprag, [A130 / A140 / A240] (Intermediate) (#1 Sprag)	1	35791-30020
654	89724	Sprag, [A130 / A140 / A240] (Low) (#2 Sprag) (20-Elements) (4.810"OD)	1	35792-32020
661	89895A	Outer Race, [A140] (Overdrive Sprag)	1	34713-32010
665	89754A	Outer Race, [A130 / A140 / A240] (#2 Sprag) (4.820"ID)	1	35795-32010
		HARD PARTS		
676	89160B	Shaft, [A240] (Underdrive Input) (Countershaft)	1	35480-32022
680	89410	Governor, [A130 / A140] (Gear Type)	1	
680	89411	Governor, [A240] (Without Gear)	1	
680	89326H	Reluctor, [A245E] (*Replaces Governor)	1	
681	89326	Reluctor, [A130 / A140] (*Replaces Governor Drive Gear)	1	
683	89227	Gear, [A130 / A140] (Governor Drive)	1	
684	89227A	Gear, [A240] (Driven) (For Governor)	1	
685	89919	Support Sleeve, [A130] (Governor) (Aluminum)	1	
685	89919A	Support Sleeve, [A240] (Governor)	1	
686	89409	Cover, [A130 / A140] (Governor) (For Gear Type Governor)	1	
686	89409A	Cover, [A240] (Governor)	1	

A130 / A140 / A240 Series

ILL#	PART#	DESCRIPTION	QTY	REF #
		HARD PARTS (Cont)		
687	89412	Retainer, [A130 / A140] (Governor Cover)	1	
689	89412A	Adapter, [A130] (Governor Body Adapter) (Aluminum)	1	
694	89120	Retainer, [A140] (Plate) (Overdrive Sprag)	1	34727-32010
696	89943	Crush Sleeve, [A130 / A140] (For Pinion) (1" Long)	1	41231-32010
696	89943A	Crush Sleeve, [A240] (1/2" Long)	1	41231-12030
699	89121	Oil Slinger, [A130 / A140]	1	
710	89194	Gear, [A130] (Output With Intermediate Shaft) (55-Teeth) (No Groove)	1	
710	89194A	Gear, [A130] (Output With Intermediate Shaft) (55-Teeth) (1-Groove)	1	
710	89194B	Gear, [A140] (Counter Drive) (37-Teeth)	1	
710	89194C	Gear, [A140] (Counter Drive) (55-Teeth)	1	
710	89194D	Gear, [A240] (Output With Intermediate Shaft) (45-Teeth)	1	
710	89194E	Gear, [A240] (Output With Intermediate Shaft) (56-Teeth) (No Groove)	1	
710	89194F	Gear, [A240] (Output With Intermediate Shaft) (56-Teeth) (1-Groove)	1	
710	89194G	Gear, [A240] (Output Without Intermediate Shaft) (56-Teeth) (*With Tapered Bearing)	1	
712	89195A	Gear, [A130 / A140] (Transfer Driven) (35-Teeth) (No Groove)	1	
712	89195B	Gear, [A130 / A140] (Transfer Driven) (35-Teeth) (1-Groove)	1	
712	89195	Gear, [A130 / A140] (Transfer Driven) (52-Teeth)	1	
712	89195C	Gear, [A240] (Transfer Driven) (50-Teeth)	1	
715	89181	Differential, [A130 / A140] (65-Teeth) (1-Groove)	1	
715	89181EC	Differential, [A130 / A140] (67-Teeth) (3-Grooves) (8-1/2"OD Ring Gear)	1	
715	89181A	Differential, [A130 / A140] (67-Teeth) (2-Grooves)	1	
715	89181E	Differential, [A130 / A140] (67-Teeth) (3-Grooves) (7-1/2"OD Ring Gear)	1	
715	89181EA	Differential, [A130 / A140] (67-Teeth) (3-Grooves) (7-7/8"OD Ring Gear)	1	
715	89181EB	Differential, [A130 / A140] (67-Teeth) (3-Grooves) (8" OD Ring Gear)	1	
715	89181C	Differential, [A130 / A140] (68-Teeth) (1-Groove) (20-Roller Bearing Speed-O Side) (23-Roller Ring Gear Side)	1	
715	89181CA	Differential, [A130 / A140] (68-Teeth) (1-Groove) (24-Roller Bearing Speed-O Side) (22-Roller Ring Gear Side)	1	
715	89181H	Differential, [A130 / A140] (69-Teeth) (5-Grooves)	1	
715	89181D	Differential, [A130 / A140] (71-Teeth) (3-Grooves) (1-By Housing) (Yellow Speed-O Gear) (22-Roller Ring Gear Side)	1	
715	89181DA	Differential, [A130 / A140] (71-Teeth) (3-Grooves) (2-By Housing) (Yellow Speed-O Gear)	1	
715	89181DB	Differential, [A130 / A140] (71-Teeth) (3-Grooves) (1-By Housing) (Black Speed-O Gear) (23-Roller Ring Gear Side)	1	
715	89181DC	Differential, [A130 / A140] (71-Teeth) (3-Grooves) (1-By Housing) (Black Speed-O Gear) (22-Roller Ring Gear Side)	1	
715	89181DD	Differential, [A130 / A140] (71-Teeth) (3-Grooves) (1-By Housing) (Yellow Speed-O Gear) (23-Roller Ring Gear Side)	1	
715	89181DE	Differential, [A130 / A140] (71-Teeth) (3-Grooves) (2-By Housing) (Yellow Speed-O Gear) (22-Roller Ring Gear Side)	1	
715	89181DF	Differential, [A130 / A140] (71-Teeth) (3-Grooves) (2-By Housing) (Yellow Speed-O Gear) (23-Roller Ring Gear Side)	1	
715	89181DG	Differential, [A130 / A140] (71-Teeth) (3-Grooves) (2-By Housing) (Black Speed-O Gear) (23-Roller Ring Gear Side)	1	
715	89181DH	Differential, [A130 / A140] (71-Teeth) (3-Grooves) (2-By Housing) (Black Speed-O Gear) (22-Roller Ring Gear Side)	1	
715	89181F	Differential, [A130 / A140] (71-Teeth) (4-Grooves) (23-Roller Bearing By Ring Gear) (1.732"ID of Bearing)	1	
715	89181FA	Differential, [A130 / A140] (71-Teeth) (4-Grooves) (22-Roller Bearing By Ring Gear) (1.575"ID of Bearing)	1	
715	89181FB	Differential, [A130 / A140] (71-Teeth) (5-Grooves) (23-Roller Bearing By Ring Gear) (Black Speed-O Gear)	1	

A130 / A140 / A240 Series

ILL#	PART#	DESCRIPTION	QTY	REF #
		HARD PARTS (Cont)		
715	89180	Differential, [A240] (79-Teeth) (1-Groove) (20-Roller Bearing Both Sides) (1.485"ID Bearing on Differential Housing Side) (1.638"ID Bearing on Ring Gear Side)	1	
715	89180A	Differential, [A240] (79-Teeth) (1-Groove) (20-Roller Bearing Both Sides) (1.485"ID of Both Bearings)	1	
715	89180B	Differential, [A240] (80-Teeth) (4-Grooves) (35-Teeth) (Yellow Speed-O Gear)	1	
715	89180C	Differential, [A240] (77-Teeth) (2-Grooves) (35-Teeth) (Yellow Speed-O Gear)	1	
715	89181CA	Differential, [A240] (77-Teeth) (5-Grooves) (35-Teeth) (Black Speed-O Gear)	1	
715	89180CB	Differential, [A240] (77-Teeth) (5-Grooves) (35-Teeth) (Yellow Speed-O Gear)	1	
715	89180D	Differential, [A240] (88-Teeth) (No Groove) (35-Teeth) (Black Speed-O Gear) (1.058"OD of Axle Hole)	1	
715	89180DA	Differential, [A240] (88-Teeth) (No Groove) (35-Teeth) (Black Speed-O Gear) (1.095"OD of Axle Hole)	1	
715	89180E	Differential, [A240] (89-Teeth) (6-Grooves) (27-Teeth) (Gray Speed-O Gear)	1	
716	89182	Housing, [A130] (Differential) (Less Ring Gear) (Blue Speed-O Gear) (20-Roller Bearing on Ring Gear Side) (21-Roller Bearing on Speed-O Side)	1	
716	89182A	Housing, [A130] (Differential) (Less Ring Gear) (Blue Speed-O Gear) (27-Roller Bearings on Both Sides)	1	
716	89182B	Housing, [A130] (Differential) (Less Ring Gear) (Blue Speed-O Gear) (20-Roller Bearings on Both Sides)	1	
716	89182C	Housing, [A130] (Differential) (Less Ring Gear) (Blue Speed-O Gear) (21-Roller Bearings on Both Sides)	1	
716	89182D	Housing, [A140] (Differential) (Less Ring Gear) (Black Speed-O Gear) (23-Roller Bearings on Ring Gear Side) (24-Roller Bearing on Speed-O Side)	1	
725	89125	Retainer, [A130] (Differential Bearing)	1	
725	89125A	Retainer, [A140] (Differential Bearing) (2.705"OD)	1	
725	89125B	Retainer, [A140] (Differential Bearing) (With Hole on Side)	1	
726	89126	Cap, [A130] (Differential Bearing Cup to Case With Bolts)	1	
726	89126A	Cap, [A140] (Differential Bearing Cup to Case With Bolts)	1	
730	89196G	Pinion, [A130 / A140] (17-Teeth) (5-Grooves)	1	
730	K89196GA	Ring & Pinion, [A140] (17-Teeth & 71-Teeth) (5-Grooves Each) (*Includes Differential)	1	
730	89196C	Pinion, [A130 / A140] (18-Teeth) (No Groove)	1	
730	89196	Pinion, [A130 / A140] (18-Teeth) (3-Grooves)	1	
730	K89196	Ring & Pinion, [A130] (18-Teeth Pinion) (67-Teeth Ring Gear) (3-Grooves Each) (*Includes Differential)	1	
730	89196I	Pinion, [A130 / A140] (18-Teeth) (4-Grooves) (1-Next to Bearing)	1	
730	K89196I	Ring & Pinion, [A140] (18-Teeth Pinion) (71-Teeth Ring Gear) (4-Grooves Each) (*Includes Differential)	1	
730	89196IA	Pinion, [A130 / A140] (18-Teeth) (4-Grooves) (3-Next to Bearing)	1	
730	89196D	Pinion, [A130 / A140] (19-Teeth) (2-Grooves)	1	
730	K89196D	Ring & Pinion, [A130 / A140] (19-Teeth Pinion) (67Teeth Ring Gear) (2-Grooves Each) (3.52 Ratio) (*Includes Differential)	1	
730	89196H	Pinion, [A130 / A140] (19-Teeth) (1-Groove In Center)	1	
730	K89196H	Ring & Pinion, [A130 / A140] (19-Teeth Pinion) (65-Teeth Ring Gear) (1-Groove Each) (3.42 Ratio) (*Includes Differential)	1	
730	89196HA	Pinion, [A130 / A140] (19-Teeth) (1-Groove at Edge)	1	
730	89196E	Pinion, [A130 / A140] (19-Teeth) (3-Grooves) (1-Next to Bearing)	1	
730	K89196E	Ring & Pinion, [A140] (19-Teeth Pinion) (71-Teeth Ring Gear) (3-Grooves Each) (3.74 Ratio) (*Includes Differential)	1	
730	K89196G	Ring & Pinion, [A130] (17-Teeth Pinion) (69-Teeth Ring Gear) (5-Grooves Each) (*Includes Differential)	1	
730	89196EA	Pinion, [A130 / A140] (19-Teeth) (3-Grooves) (2-Next to Bearing)	1	
730	89196B	Pinion, [A130 / A140] (20-Teeth) (1-Groove in Center)	1	41211-32010

A130 / A140 / A240 Series

ILL#	PART#	DESCRIPTION	QTY	REF #
		HARD PARTS (Cont)		
730	K89196B	Ring & Pinion, [A140] (20-Teeth Pinion) (68-Teeth Ring Gear) (1-Groove in Center) (3.40 Ratio) (*Includes Differential)	1	
730	89196J	Pinion, [A130 / A140] (20-Teeth) (2-Grooves)	1	
730	89325	Pinion Gear, [A240] (28-Teeth) (1-Groove) (With Governor Drive Gear)	1	
730	89325A	Pinion Gear, [A240] (28-Teeth) (1-Groove) (No Governor Drive Gear)	1	
730	89325B	Pinion Gear, [A240] (29-Teeth) (5-Grooves)	1	
730	89325C	Pinion Gear, [A240] (29-Teeth) (No Groove) (No Governor Drive Gear)	1	
730	89325D	Pinion Gear, [A240] (27-Teeth) (4-Grooves)	1	
735	89124	Retainer, [A130 / A140] (Pinion) (Aluminum With Seal)	1	
735	89124A	Retainer, [A130 / A140] (Pinion) (Steel Without Ring)	1	
736	89197	Pinion Center, [A130 / A140] (Aluminum) (1-Bolt) (1.020"OD)	1	
		VALVE BODIES (REBUILT)		
740	TO-8611	Valve Body, [A130E] (2-Solenoid) 1983-Up	1	
740	TO-8612	Valve Body, [A140E] (2-Solenoid) 1983-Up	1	
		VALVE BODIES		
740	89891	Valve Body, [A130] (Non Lock-Up) (*Has An Aluminum Rod In Lock-Up Valve Bore)	1	
740	89891A	Valve Body, [A130] (Lock-Up) (*Has Valve & Spring In Lock-Up Valve Bore)	1	
740	89892	Valve Body, [A140] (No Solenoids)	1	
740	89893	Valve Body, [A140] (With 2-Solenoids)	1	
740	89754B	Valve Body, [A240] (With 2-Solenoids)	1	
740	89754C	Valve Body, [A240] (With 3-Solenoids)	1	
740	89754D	Valve Body, [A245E] (With 3-Solenoids)	1	
740	89754	Valve Body, [A240] (With 1-Solenoids)	1	
		VALVE BODY COMPONENTS		
741	89010-01K	Sleeve, [A130 / A140] (TV Boost Valve) (Small Ratio)	1	Sonnax
741	89010-02K	Sleeve, [A140 / A130] (TV Boost Valve) (Large Ratio)	1	Sonnax
		HARD PARTS		
750	89703	Bell Housing, [A240] (Starter at 3:00)	1	
750	89703A	Bell Housing, [A240] (19-Bolts to Case) (Cast # 9110)	1	
750	89703B	Bell Housing, [A240] (Double Starter) (18-Bolts to Case) (Cast # 9115)	1	
750	89703C	Bell Housing, [A240] (Starter at 1:00) (18-Bolts to Case) (Cast # 9117)	1	
750	89703D	Bell Housing, [A240] (Starter at 11:00) (17-Bolts to Case) (Cast # 9130)	1	
750	89703E	Bell Housing, [A245E] (Starter at 2:00) (17-Bolts to Case) (Cast # 9132)	1	
750	89703F	Bell Housing, [A240] (Starter at 11:00) (18-Bolts to Case) (Cast # 9112)	1	
750	89703G	Bell Housing, [A240] (Starter at 11:00) (19-Bolts to Case) (Cast # 9114)	1	
750	89703H	Bell Housing, [A240] (Starter at 11:00) (19-Bolts to Case) (AWD) (Cast # 9116)	1	
758	89702	Differential Cover, [A130] (Toyota)	1	
758	89702A	Differential Cover, [A130] (Nova)	1	
758	89702B	Differential Cover, [A140] (Smooth) (*No Fins) 1983-86	1	
758	89702C	Differential Cover, [A140] (*With Fins) 1987-Up	1	
759	89941D	Rear Cover, [A130] (11-Bolt) (No Mount)	1	
759	89941E	Rear Cover, [A130] (11-Bolt) (With 3-Bolt Mount)	1	
759	89941	Rear Cover, [A140] (Overdrive) (11-Bolt) (No Mount) 1983-7/1986 (*Part # 545 Bolts In Cover)	1	34101-32021
759	89941A	Rear Cover, [A140] (Overdrive) (11-Bolt) (With 2-Bolt Mount) 8/1986-Up	1	
759	K89941A	Overdrive Assembly, [A140] (11-Bolt Cover) (With 2-Bolt Mount) 8/1986-Up (Contains: #795 to #759)	1	

A130 / A140 / A240 Series

ILL#	PART#	DESCRIPTION	QTY	REF #
		HARD PARTS (Cont)		
759	89941B	Rear Cover, [A140] (Overdrive) (12-Bolt) (With 4-Bolt Mount) 8/1986-Up	1	
759	K89941B	Overdrive Assembly, [A140] (12-Bolt Cover) (With 4-Bolt Mount) (Contains: #795 to #759) 8/1986-Up	1	
759	89941C	Rear Cover, [A140] (Overdrive) (11-Bolt) (No Mount) (#545 Slides in the Cover) 8/1986-Up	1	
759	K89941C	Overdrive Assembly, [A140] (11-Bolt Cover) (No Mount) 8/1986-Up (Contains: #795 to #759)	1	
759	K89941CA	Overdrive Assembly, [A140] (11-Bolt Cover) (No Mount) 1983-7/86 (Contains: #795 to #759)	1	
759	89941F	Rear Cover, [A240] (13-Bolt Holes)	1	
760	89702	Case, [A130] (Starter at 3:00) (15-Round Holes Bell to Motor)	1	
760	89702A	Case, [A130] (Starter at 3:00) (14-Round Holes Bell to Motor)	1	
760	89702B	Case, [A130] (Starter at 11:00) (14-Round Holes Bell to Motor)	1	
760	89702C	Case, [A130] (Double Starter) (14-Round Holes Bell to Motor)	1	
760	89702BA	Case, [A130] (Starter at 11:00) (12-Round Holes Bell to Motor)	1	
760	89702D	Case, [A130] (Starter at 2:00) (13-Round Holes Bell to Motor)	1	
760	89702F	Case, [A140] (17-Round Holes Bell to Motor) 1983-8/1985	1	
760	89702G	Case, [A140] (18-Round Holes Bell to Motor) 9/1985-1986	1	
760	89702H	Case, [A140] (Closed Starter at 1:00) (17-Round Holes Bell to Motor) 1987-Up	1	
760	89702HA	Case, [A140] (Closed Starter at 1:00) (18-Round Holes Bell to Motor) 1987-Up	1	
760	89702HB	Case, [A140] (Open Starter at 1:00) (18-Round Holes Bell to Motor) 1987-Up (11-Bolt Rear Cover)	1	
760	89702HC	Case, [A140] (Open Starter at 1:00) (18-Round Holes Bell to Motor) 1987-Up (12-Bolt Rear Cover) (*Uses a Speed Sensor in Case)	1	
760	89702HD	Case, [A140] (Open Starter at 1:00) (18-Round Holes Bell to Motor) (12-Bolt Rear Cover) (*No Speed Sensor in case)	1	
760	89701E	Case, [A240] (*Without Cable Bracket) (18-Bolt Holes to Bell)	1	
760	89701EA	Case, [A240] (With 2-Bolt Cable Bracket) (18-Bolt Holes to Bell)	1	
760	89701EB	Case, [A240] (With 2-Bolt Cable Bracket) (19-Bolt Holes to Bell)	1	
760	89701EC	Case, [A240] (*Without Cable Bracket) (18-Bolt Holes to Bell) (Has 3-Threaded Mount Bosses on the Side Facing Linkage) (Cast # 9110)	1	
760	89701ED	Case, [A245E] (17-Bolt Holes to Bell) (Cast # 9130)	1	
760	89701EE	Case, [A240] (AWD) (19-Bolt Holes to Bell) (Cast # 9113)	1	
765	89802	Pan, [A130 / A140] (Bottom)	1	
765	89802A	Pan, [A240] (Bottom)	1	
765	89802B	Pan, [A245E] (Bottom)	1	
774	89922	Housing, [A130 / A140] (Speed-O With Driven Gear) (*Cable Type)	1	
775	TO-FN2	Bolt, [A130 / A140] (Converter) (9 x 1.25mm)	6	Sonnax
795	89948	Nut, [A140] (Holds Counter Drive Gear to Overdrive Planet)	1	90179-40002
795	89948A	Nut, [A240] (Holds Pinion to Countershaft)	1	
796	89948B	Nut, [A130 / A140] (Holds Driven Transfer Gear to Pinion)	1	
796	89948C	Nut, [A240] (Holds Driven Gear to Countershaft)	1	
847	89958	Gear, [A130 / A140] (Drive Speed-O) (Yellow) (25-Teeth)	1	33481-32010
847	89958A	Gear, [A130 / A140] (Drive Speed-O) (Black) (27-Teeth)	1	33481-32020
905	K89890	Servo Assembly, [A130 / A140 / A240]	1	
906	89897	Spring, [A130 / A140 / A240] (Servo)	1	
907	89898	Piston, [A130 / A140 / A240] (Servo)	1	
909	89899	Cover, [A130 / A140 / A240] (Servo)	1	
925	K89894	Accumulator Assembly, [A130]	1	
925	K89894A	Accumulator Assembly, [A140]	1	

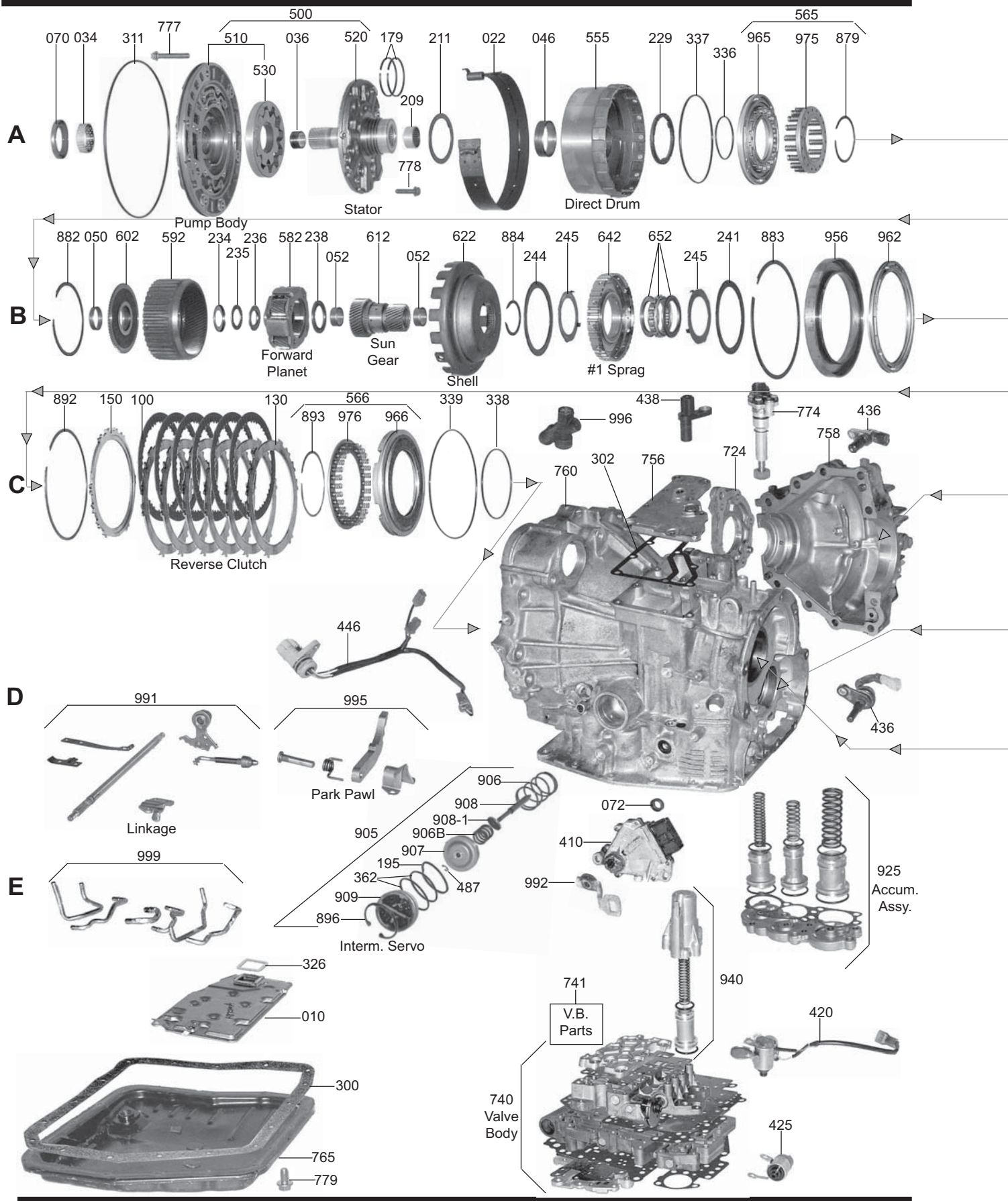
A130 / A140 / A240 Series

ILL#	PART#	DESCRIPTION	QTY	REF #
		HARD PARTS (Cont)		
925	K89894B	Accumulator Assembly, [A240]	1	
950	K89894C	Accumulator Assembly, [A240] (B-4 With Oil Gallery Cover)	1	
956	89650	Housing, [A130 / A140 / A240] (2nd Brake Piston)	1	
960	89801	Piston, [A140] (Overdrive Clutch) 1983-Up	1	34602-32010
961	89803	Piston, [A140] (Overdrive Direct Clutch) 1983-7/1986	1	
961	89803A	Piston, [A140] (Overdrive Direct Clutch) (.860" Thick) 8/1986-Up	1	
961	89803B	Piston, [A140] (Overdrive Direct Clutch) (.780" Thick) 8/1986-Up	1	
962	89804	Piston, [A130 / A140 / A240] (2nd Brake)	1	
964	89805	Piston, [A130 / A140 / A240] (Forward Clutch)	1	
965	89808	Piston, [A130 / A140 / A240] (Direct Clutch) (2.250"ID) (.385" Thick)	1	
965	89808A	Piston, [A140] (Direct Clutch) (2.250"ID) (.471" Thick)	1	
965	89808B	Piston, [A140] (Direct Clutch) (*For 3 Clutch Drum)	1	
966	89800	Piston, [A130 / A140 / A240] (Reverse Clutch)	1	
970	89970	Spring, [A140] (Overdrive Brake Clutch Return) (*Also Fits [A130 / A140 / A240] (Direct Clutch Return)	18-36	90501-11023
970	89971	Spring, [A240] (Underdrive Brake Clutch Return)	1	
971	89972	Spring, [A140] (Overdrive Direct Clutch Return)	1	
971	89971A	Spring, [A240] (Underdrive Clutch Return)	1	34360-12010
972	89973	Retainer W/Spring, [A130 / A140 / A240] (2nd Brake)	1	
974	89974	Spring, [A130 / A140 / A240] (Forward Clutch Return)	1	
975	89970	Spring, [A130 / A140 / A240] (Direct Clutch Return) 1983-Up	18	
976	89975	Retainer W/Spring, [A130 / A140 / A240] (Reverse Clutch Return)	1	
991	K89676	Linkage Assembly, [A130] (Internal)	1	
991	K89676A	Linkage Assembly, [A140] (Internal)	1	
991	K89676B	Linkage Assembly, [A240] (Internal)	1	
992	89675A	Shift Lever, [A140] (External)	1	
995	K89678	Park Pawl Assembly, [A130]	1	
995	K89678A	Park Pawl Assembly, [A140]	1	
996	89280	Cooler Line Fitting, [A130 / A140] (Straight)	1	
996	89280A	Cooler Line Fitting, [A130 / A140] (90 Degree Elbow)	1	
996	89280B	Cooler Line Fitting, [A130 / A140] (55 Degree Elbow)	1	
999	K89679	Tube Assembly, [A130] (For Valve Body)	1	
999	K89679A	Tube Assembly, [A140] (For Valve Body)	1	

NOTES:

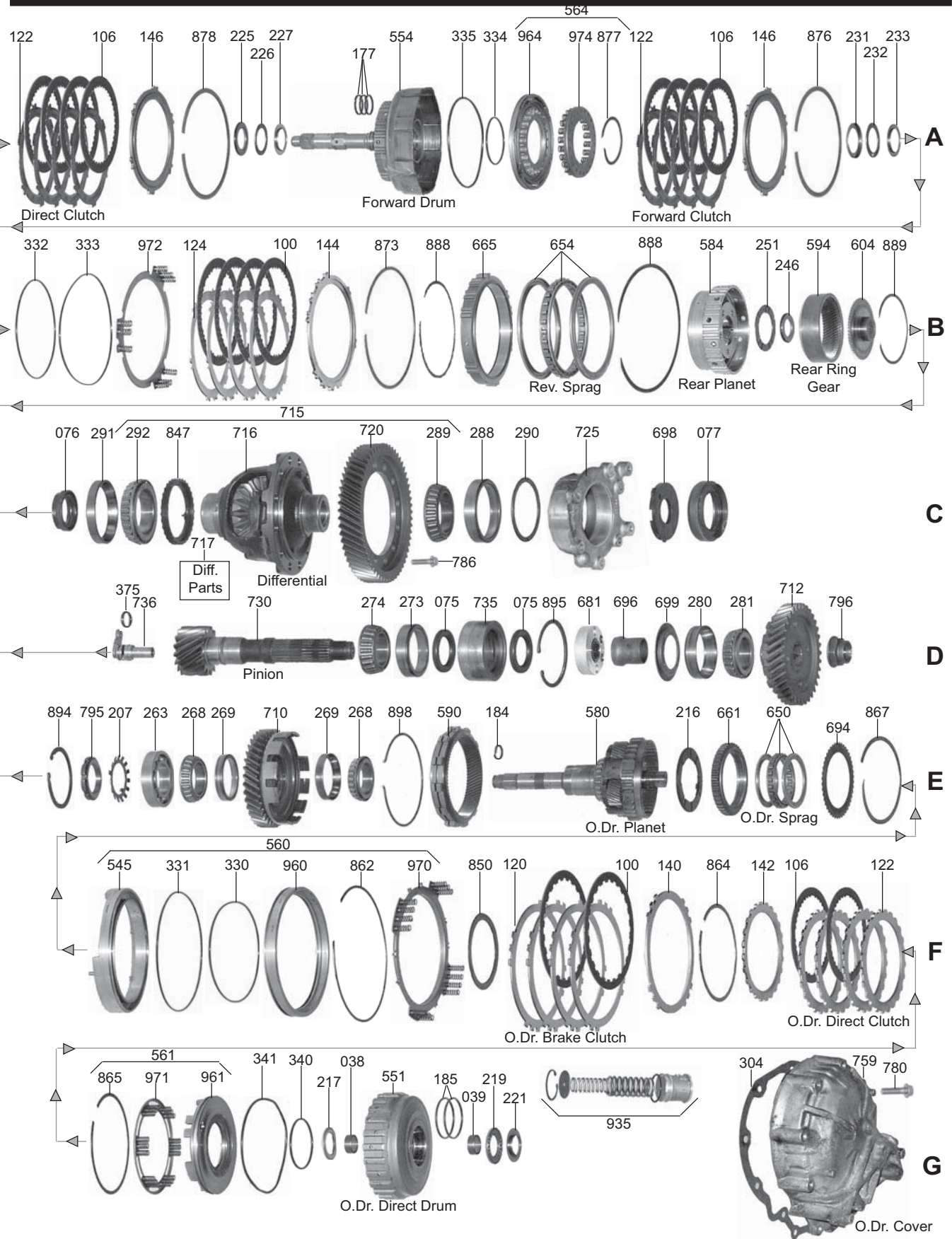
A540E / A540H / A541E

FWD 4 Speed



A540E / A540H / A541E

FWD 4 Speed



A540E / A540H / A541E

ILL#	PART#	DESCRIPTION	QTY	REF #
		OVERHAUL KITS		
	K89900V	Overhaul Kit, [A540E] (Camry>8/1988-9/1993), (Sienna>8/1997-8/2000), (Lexus ES250>6/1989-7/1991), (ES300>7/1991-8/1993)	1	
	K89900T	Overhaul Kit, [A540H] (Transfer Case Only*) (Camry (AWD)>8/1988-6/1991), (RAV4 (4WD)>11/1995-8/2000)	1	
	K89900Z	Overhaul Kit, [A541E] (Camry>9/1993-2002), (Avalon>9/1994-2004), (Sienna>8/2000-2002), (Solara>6/1998-2003), (Lexus ES300>9/1993-2002)	1	
		MASTER L/STEEL KITS		
	DK8900V-S	Master L/Steels Kit, [A540E] (Camry>8/1988-6/1991)	1	
	DK8900W-S	Master L/Steels Kit, [A540E] (Camry>6/1991-9/1993), (Lexus ES300>7/1991-8/1993)	1	
	DK8900T-S	Master L/Steels Kit, [A540E] (Sienna>8/1997-8/2000)	1	
	DK8900Y-S	Master L/Steels Kit, [A540H] (RAV4>11/1995-8/2000)	1	
	DK8900Z-S	Master L/Steels Kit, [A541E] (Camry>9/1993-2002), (Avalon>9/1994-2004), (Sienna>8/2000-2002), (Solara>6/1998-2003), (Lexus ES300>9/1993-2002)	1	
		MASTER W/STEEL KITS		
	DK8900V	Master W/Steels Kit, [A540E] (Camry>8/1988-6/1991)	1	
	DK8900W	Master W/Steels Kit, [A540E] (Camry>6/1991-9/1993), (Lexus ES300>7/1991-8/1993)	1	
	DK8900T	Master W/Steels Kit, [A540E] (Sienna>8/1997-8/2000)	1	
	DK8900Y	Master W/Steels Kit, [A540H] (RAV4>11/1995-8/2000)	1	
	DK8900Z	Master W/Steels Kit, [A541E] (Camry>9/1993-2002), (Avalon>9/1994-2004), (Sienna>8/2000-2002), (Solara>6/1998-2003), (Lexus ES300>9/1993-2002)	1	
		FILTERS		
010	89710C	Filter, [A540E / A540H] 1988-Up	1	
010	89711	Filter, [A541E] 1994-Up	1	
		FILTER KITS		
	FK89710C	Filter Kit, [A540E / A540H] 1988-Up	1	
	FK89711	Filter Kit, [A541E] 1994-Up	1	
		BANDS		
022	89700D	Band, [A540E / A541E] (2nd Design) (1-1/4" Wide) 1994-Up (*Will Retro to 1988)	1	35810-33010
022	89700C	Band, [A540E / A540H] (1st Design) (1-1/2" Wide) 1988-93	1	35810-32030
		BUSHINGS		
	K89000A	Bushing Kit, [A540] 1988-Up	1	
	K89000B	Bushing Kit, [A540H] (AWD) 1988-Up	1	
034	67001	Bushing, [A540] (Pump Body) 1988-Up	1	
036	67002A	Bushing, [A540] (Stator Support) (Front) 1988-Up	1	
	89003	Bushing, [A540] (Stator Support) (Rear) (Early)	1	
209	89431	Caged Needle Bearing, [A540] (Stator) (Rear) (Late)	1	
038	89012	Bushing, [A540] (Overdrive Direct Drum) (Front)	1	
039	89012A	Bushing, [A540] (Overdrive Direct Drum) (Rear)	1	
046	89011	Bushing, [A540] (Direct Drum)	1	
050	89013	Bushing, [A540] (Input Hub)	1	
052	89009	Bushing, [A540] (Sun Gear)	2	
		METAL CLAD SEALS		
070	67550	Seal, [A540 / A541E] (Front Pump) 1988-Up	1	90311-38020
072	78197	Seal, [A540] (Manual Shaft)	1	
075	89161	Seal, [A540 / A541E] (Differential Pinion) 1988-93	2	
075	89161A	Seal, [A540 / A541E] (Differential Pinion) 1994-Up (*Double Lip)	1	
076	89159	Seal, [A540 / A541E] (Right Axle) 1988-Up	1	90311-40010

A540E / A540H / A541E

ILL#	PART#	DESCRIPTION	QTY	REF #
		METAL CLAD SEALS (Cont)		
076	89159A	Seal, [A540H] (Right Axle) (RAV4 (AWD)>1996-99)	1	
077	89160	Seal, [A540 / A541E] (Left Axle) 1988-Up	1	90311-50011
	89157	Seal, [A540 / A541E] (Speedometer Gear Shaft) 1988-Up	1	90310-09001
		FRICTION CLUTCHES		
100	89116	Friction, [A540] (Overdrive Brake Clutch) (.081") (24-Teeth) (With Grooves) (6.50"OD) 88-91 (*Except RAV4>1994-Up)	3	35677-32070
100	89116A	Friction, [A540] (Overdrive Brake Clutch) (.081") (24-Teeth) (Smooth) (6.50"OD) 1992-6/1993 (*Except RAV4>1996-Up)	3-5	34633-30030
100	89104	Friction, [A541E] (Overdrive Brake Clutch) (.075") (24-Teeth)	3	35677-20010
100	89115	Friction, [A540] (Reverse Clutch) (.059") (33-Teeth) (5.60"OD) 1988-93 (*Except RAV4>1996-Up)	6-7	35677-32060
100	89115A	Friction, [A540 / A541E] (Reverse Clutch) (.059") (36-Teeth) (5.83"OD) (Hi-Energy) 1994-Up (*Except RAV4>1996-Up)	6-7	35677-33040
100	89101	Friction, [A540] (2nd Brake Clutch) (.075") (33-Teeth) (5.60"OD) 1988-91 (*Also RAV4>1996-Up)	3	35677-32050
100	89101A	Friction, [A540] (2nd Brake Clutch) (.075") (33-Teeth) (5.60"OD) 1992-6/1993	3	35677-33020
100	89101B	Friction, [A541E] (2nd Brake Clutch) (.075") (36-Teeth) (5.83"OD) (Hi-Energy) 1994-Up (*Except RAV4>1996-Up)	3	35677-33050
	89122	Friction, [A540] (Differential Clutch) (.071") (36-Teeth) (4.50"OD) 1989-Up	11	41475-32020
106	89103	Friction, [A540] (Forward Clutch) (.067") (40-Teeth) (5.00"OD) 1988-91 (*Also RAV4>1996-Up)	3-7	35633-32050
106	89103A	Friction, [A540] (Forward Clutch) (.060") (40-Teeth) (5.00"OD) 1992-Up (*Except RAV4>1996-Up)	5	35633-33010
106	89103	Friction, [A540] (Direct Clutch) (.067") (40-Teeth) (5.00"OD) 8/1988-92	3	35633-32020
106	89114	Friction, [A540] (Direct Clutch) (.081") (32-Teeth) (5.200"OD) 8/1988-1991	3	35633-32040
106	97103	Friction, [A540] (Direct Clutch) (.083") (40-Teeth) (5.20"OD) 1992-Up (*Except RAV4>1996-Up)	3	35667-30012
106	89113	Friction, [A540] (Overdrive Direct Clutch) (.075") (40-Teeth) (5.00"OD) (*Also RAV4>1996-Up)	2	35633-32031
		STEEL CLUTCHES		
120	89120	Steel, [A540] (Overdrive Brake Clutch) (.098") (5.60"ID) (12-Teeth) 1988-Up	3	35648-32040
122	89102	Steel, [A540 / A540H] (Forward Clutch) (.071") (4.10"ID) (8-Teeth) 1988-91 (*Also RAV4 >1996-Up)	1-4	36634-32010
122	89102A	Steel, [A540] (Forward Clutch) (.063") (8-Teeth) (4.10"ID) 1992-Up	4	35634-33010
122	89102B	Steel, [A540] (Forward Clutch) (.055") (8-Teeth) (4.10"ID) 1992-Up	1-5	35634-33020
122	89102C	Steel, [A541E] (Forward Clutch) (.078") (8-Teeth) (4.10"ID) 1994-Up (Some*)	1-5	
122	97124	Steel, [A540] (Direct Clutch) (.091") (6-Teeth) (4.10"OD) 1988-91	2	
122	89117	Steel, [A540] (Direct Clutch) (.071") (6-Notched Teeth) (4.10"ID) 1988-91	1	35634-32020
122	89117A	Steel, [A540] (Direct Clutch) (.055") (6-Teeth) (4.10"ID) 1992-Up	1	35634-33030
122	89117B	Steel, [A540] (Direct Clutch) (.079") (6-Teeth) (3-Teeth are Notched) (4.10"ID)	2-3	35637-33010
122	89102	Steel, [A540H] (Direct Clutch) (.071") (8-Teeth) (4.138"ID) 1989-Up	3	36634-32010
122	89111	Steel, [A540] (Overdrive Direct Clutch) (.071") (4.10"ID) (20-Teeth) 1988	2	35634-2001
122	89111A	Steel, [A540] (Overdrive Direct Clutch) (.118") (4.10"ID) (24-Teeth) 1989-93	2	34615-20010
122	89111B	Steel, [A541E] (Overdrive Direct Clutch) (.071") (24-Teeth) (4.10"ID) 1994-Up	2	34615-33030
	89121	Steel, [A540] (Differential Clutch) (.063") (3.60"ID) (30-Teeth) 1988-Up	11	41474-32011
124	89105	Steel, [A540] (2nd Brake Clutch) (.071") (12-Teeth) (4.60"ID) 1988-93	3	35648-32010
124	89119A	Steel, [A541E] (2nd Brake Clutch) (.071") (10-Teeth) (4.86"ID) 1994-Up (*Wide Splined)	4	35648-33010
130	89106B	Steel, [A541E] (Reverse Clutch) (.063") (10-Teeth) (4.86"ID) 1994-Up (*Narrow Spline)	6	35648-33020
130	89106	Steel, [A540] (Reverse Clutch) (.071") (5.60"ID) (12-Teeth) (*Narrow Spline) 1988-Up (*Also RAV4>1996-Up)	5-8	35648-32020

A540E / A540H / A541E

ILL#	PART#	DESCRIPTION	QTY	REF #
		CLUTCH PRESSURE PLATES		
140	89715B	Pressure Plate, [A540] (Overdrive Brake Clutch) (.148" Thick)	1	35625-32020
142	89715D	Pressure Plate, [A540] (Overdrive Direct Clutch) (.140" Thick)	1	
144	89714A	Pressure Plate, [A540] (2nd Brake Clutch) (.135") (4.60"ID) (12-Teeth) (*Also Reverse Clutch)	1-2	
144	89714B	Pressure Plate, [A540] (2nd Brake Clutch) (.140") (4.60"ID) (10-Teeth) (*Also Reverse Clutch)	1-2	
146	89716	Pressure Plate, [A540] (Forward Clutch) (8-Teeth) (*Specify Thickness 2.5mm to 3.0mm)	1	35675-32010
146	89716D	Pressure Plate, [A540] (Direct Clutch) (2.70mm) (6-Teeth)	1	
146	89716E	Pressure Plate, [A540] (Direct Clutch) (3.00mm) (6-Teeth)	1	
146	89716F	Pressure Plate, [A540] (Direct Clutch) (3.40mm) (6-Teeth)	1	
150	89714A	Pressure Plate, [A540] (Reverse Clutch) (.135") (4.60"ID) (12-Teeth)	1	
150	89714B	Pressure Plate, [A540] (Reverse Clutch) (.140") (4.60"ID) (10-Teeth)	1	
		VALVE BODY KIT		
	STL-540E	Valve Body Kit, [A540E]	1	Translab
		OIL SEALING RINGS		
	K89901A	Ring Kit, [A540E / A540H] 1988-Up	1	
	K89901B	Ring Kit, [A541E] 1994-Up	1	
177	89301T	Ring, [A540] (Forward Clutch) (Teflon)	3	96053893
179	89300T	Ring, [A540] (Direct Clutch) (Teflon)	2	96054133
184	89306T	Ring, [A540] (Intermediate Shaft) (Teflon)	1	96053887
185	87302	Ring, [A540] (Overdrive Direct Clutch) (Metal)	2	35617-16010
195	89308T	Ring, [A540] (2nd Coast Servo) (Teflon)	1	35865-32020
195	89308B	Ring, [A541E] (2nd Coast Servo) 1994-Up	1	35865-33010
		WASHERS & BEARINGS		
	K89907	Washer Kit, [A540] 1988-93	1	
207	89944	Lock Washer, [A540] (Under Nut)	1	90209-40001
209	89431	Caged Needle Bearing, [A540] (Stator) (Rear) (Late)	1	90374-27004
211	89424	Washer, [A540] (Stator to Direct Drum)	1	35616-32010
216	89427	Washer, [A540] (Overdrive Planet to Overdrive Drum)	1	34737-3310
217	89934	Bearing W/Races, [A540] (Overdrive Planet to Overdrive Direct Drum)	1	35789-32090
219	89934A	Bearing W/Race, [A540] (Overdrive Drum to Cover)	1	90374-28013
221	89836	Race, [A540] (Overdrive Drum to Case Cover) (Rear)	1	35789-20020
225	89807B	Race, [A540] (Stator to Forward Drum) (Front) (0.8mm) (Early)	1	35789-32020
225	89811	Race, [A540] (Stator to Forward Drum) (Front) (1.4mm) (Early)	1	35789-32030
226	89430	Bearing, [A540] (Stator to Forward Drum) (Late)	1	90374-28005
226	89431	Bearing W/Race, [A540] (Stator to Forward Drum) (Late)	1	90374-27004
227	89434	Race, [A540] (Stator to Forward Drum) (Rear) (Early)	1	35789-32010
229	89422A	Washer, [A540] (Direct Drum to Forward Drum) (.175" Thick) (Late)	1	35616-32030
229	89422	Washer, [A540] (Direct Drum to Forward Drum) (.138" Thick) (Early)	1	35616-32021
231	89811	Race, [A540] (Forward Drum to Hub) (.880"ID) (Early)	1	35789-32040
231	89911A	Race, [A540] (Forward Drum to Hub) (1.235"ID) (Late) (*Also Forward Hub to Front Planet) (Front, Early)	1-2	35789-33010
232	89437A	Bearing W/Races, [A540] (Forward Drum to Hub) (Late)	1	90374-31001
232	89437	Bearing, [A540] (Forward Drum to Hub) (Early) (*Also Forward Hub to Front Planet) (Early)	1-2	90374-22001
233	89809	Race, [A540] (Forward Drum to Hub) (Rear) (Early)	1	35789-32050
234	89811A	Race, [A540] (Forward Hub to Front Planet) (Front) (Early)	1	35789-32080
235	89426B	Bearing W/Race, [A540] (Forward Hub to Planet) (Late)	1	
235	89437	Bearing, [A540] (Forward Hub to Front Planet) (Early)	1	
236	89812	Race, [A540] (Forward Hub to Front Planet) (Rear) (Early)	1	35789-32060

A540E / A540H / A541E

ILL#	PART#	DESCRIPTION	QTY	REF #
		WASHERS & BEARINGS (Cont)		
237	89813	Race, [A540] (Front Planet to Sun Gear) (Early)	1	35789-32070
238	89416B	Bearing W/Race, [A540] (Front Planet to Sun Gear) (Late)	1	
238	89416A	Bearing, [A540] (Front Planet to Sun Gear) (Early)	1	90374-30006
241	89428	Washer, [A540] (Sprag to Rear Planet) (4-1/8"OD) (3-Tabs) (Plastic) (Late)	1	35789-32020
241	89428A	Washer, [A540] (Sprag to Rear Planet) (2-3/8"OD) (Plastic) (Early) (*Also Fits Rear Planet)	1-2	35738-12010
241	89427A	Washer, [A540] (Sprag to Rear Planet) (4"OD) (3-Tabs) (Plastic)	1	35738-33020
244	89416	Washer, [A540] (Shell to Sprag) (2-3/4"OD) (Plastic) (Early)	1	35739-32011
244	89429	Washer, [A540] (Shell to Sprag) (.167") (3-5/8"OD) (Plastic) 1988-93	1	35739-32020
244	89429A	Washer, [A541] (Shell to Sprag) (.203") (3-5/8"OD) (Plastic) 1994-Up	1	35739-33010
246	89810	Bearing W/Races, [A540] (Sun Gear to Rear Ring Gear Hub) (1-Piece)	1	90374-22002
246	89439F	Bearing, [A540] (Sun Gear to Rear Support) (Rear) (Early)	1	90374-24002
	89911A	Race, [A540] (Sun Gear to Rear Support) (Rear) (Early)	1	35789-32080
251	89428A	Washer, [A540] (Rear Planet to Ring Gear) (*Tabs are in Center ID of Washer & Directly Across)	1	35738-33101
251	89428B	Washer, [A540] (Rear Planet to Ring Gear) (Plastic) (Late) (*Tabs Not in Center ID of Washer)	1	
263	89451A	Ball Bearing, [A540] (Case to Intermediate Shaft)	1	
268	89097J	Bearing W/Cup Race, [A540] (Drive Transfer Gear to Shaft)	1	
274	89097E	Bearing, [A540] (Pinion) (V6) 1989	1	90366-36003
281	89097F	Bearing W/Race, [A540] (Driven Transfer Gear) (*Uses Cup Race #280 That Is 3.300"OD)	1	
281	89097G	Bearing W/Race, [A540] (Driven Transfer Gear) (Cup Race 3.300"OD) (Cast # 30208J-2-N)	1	
281	89097H	Bearing W/Race, [A540] (Driven Transfer Gear) (*Uses Cup Race #280 That Is 3.068"OD)	1	
281	89097I	Bearing W/Race, [A540] (Driven Transfer Gear) (Cup Race 3.068"OD) (Cast # ST4078-3)	1	
289	89098E	Tapered Bearing, [A540] (Differential) (Ring Gear Side) 1989-Up	1	90366-50030
292	89098F	Tapered Bearing, [A540] (Differential) (Speed-O Gear Side) 1989-Up	1	90366-57020
		GASKETS & RUBBER COMPONENTS		
300	89503	Gasket, [A540] (Bottom Pan) 1989-Up	1	35168-32020
300	89503A	Gasket, [A541E] (Bottom Pan) 1994-Up	1	35168-33010
302	89547A	Gasket, [A540] (Top Cover)	1	35478-32020
304	89506D	Gasket, [A540E / A540H] (Overdrive Cover) (13-Bolt) 1988-Up	1	34112-32040
304	89506C	Gasket, [A541E] (Overdrive Cover) (12-Bolt) 1994-Up	1	34112-33010
311	89516	O-Ring, [A540] (Pump)	1	90301-99024
326	89508C	Gasket, [A540] (Filter) 1988-Up	1	35339-32020
326	89508D	Gasket, [A541E] (Filter) 1994-Up	1	35339-33010
		TECHNICAL MANUAL		
	TMA540E	Technical Manual, [A540] (Toyota)	1	ATSG
		ELECTRICAL COMPONENTS		
410	89947B	Neutral Switch, [A540] (Connector is 1-1/8" Wide)	1	
410	89947C	Neutral Switch, [A540] (Connector is 1-3/4" Wide)	1	
420	89757	Solenoid Assembly, [A540] (1-2 Shift) (2-Solenoids & 1-Bracket) 1988-02	1	Rostra
420	K89759	Solenoid Kit, [A540E / A540H] (2-Shift & 1-Lock-Up) 1988-02	1	52-9003
420	89757A	Solenoid Assembly, [A541E] (1-2 Shift) (2-Solenoids & 1-Bracket) 1994-04	1	Rostra
420	K89759A	Solenoid Kit, [A541E] (2-Shift & 1-Lock-Up) 1994-04	1	52-9022
425	89758	Solenoid, [A540] (Lock-Up) 1988-02 (*Do Not Use on [A541] Transmission)	1	Rostra
425	89758A	Solenoid, [A541E] (Lock-Up) 1994-04	1	52-0355
436	89950	Speed Sensor, [A540] (#2 Speed Sensor)	1	90374-30004
	89983	Case Connector, [A540] (.950"OD) (4x4)	1	

A540E / A540H / A541E

ILL#	PART#	DESCRIPTION	QTY	REF #
		ELECTRICAL COMPONENTS (Cont)		
	89983A	Case Connector, [A540] (1.015"OD) (Late)	1	
		HARD PARTS		
500	89918B	Pump, [A540] (8-7/16"OD) (.420" Thick Gears)	1	
500	89918	Pump, [A540] (8-5/16"OD) (.370" Thick Gears) (*Can Use 89918A)	1	
500	89918C	Pump, [A540] (*Fits Stator With Bushing Inside Rear) (Early)	1	
500	89918A	Pump, [A540] (8-5/16"OD) (.420" Thick Gears) (*Can Use 89918)	1	
520	89913V	Stator, [A540] (*Fits Body With 8-5/16"OD) (Has Bearing Inside Rear)	1	
520	89913A	Stator, [A540] (Has Bushing Inside Rear) (Early)	1	
520	89913VA	Stator, [A540] (*Fits Body With 8-7/16"OD) (Has Bearing Inside Rear)	1	
545	89806A	Housing, [A540] (Overdrive Brake Clutch)	1	
551	89997	Drum, [A540] (Overdrive Direct) (22-Teeth Sun Gear)	1	
551	89997A	Drum, [A540] (Overdrive Direct) (23-Teeth Sun Gear)	1	
551	89997B	Drum, [A540] (Overdrive Direct) (17-Teeth Sun Gear)	1	
551	89997C	Drum, [A540] (Overdrive Direct) (28-Teeth Sun Gear)	1	
551	89997D	Drum, [A540] (Overdrive Direct) (27-Teeth Sun Gear)	1	
554	89732DA	Drum, [A540] (Forward With Shaft) (3-Ring) (4-Clutch) (Late) (.900" Tall Outer Lugs Where Steels Sit)	1	
554	89732DB	Drum, [A540] (Forward With Shaft) (3-Ring) (5-Clutch) (Late) (.950" Tall Outer Lugs Where Steels Sit)	1	
554	89732DC	Drum, [A540] (Forward With Shaft) (3-Ring) (5-Clutch) (Late) (1.07" Tall Outer Lugs Where Steels Sit)	1	
554	89732B	Drum, [A540] (Forward With Shaft) (2-Ring) (4-Clutch) (Early)	1	35701-32031
554	89732D	Drum, [A540] (Forward With Shaft) (3-Ring) (4-Clutch)	1	35701-32040
555	89719D	Drum, [A540] (Direct) (3-Clutch) (*Uses 1-1/4" Wide Band) (8-Drive Lugs) 1994-Up	1	35605-32050
555	89719DA	Drum, [A540] (Direct Clutch) (*Uses 1-1/2" Wide Band) (16-Drive Lugs) 1988-93	1	
555	89719B	Drum, [A540] (Direct) (3-Clutch) (*Uses 1" Band) (8-Drive Lugs at Connector Shell) (Early)	1	35606-32030
555	89719C	Drum, [A540] (Direct) (3-Clutch) (*Uses 1" Band) (1-7/8"ID Bushing) 2/1984-Up (Piston is .417" Thick)	1	35605-12020
580	89987C	Planet, [A540] (Overdrive With Shaft) (22-Teeth Sun Gear #551) (9-3/16" Tall)	1	34710-32020
580	89987CA	Planet, [A540] (Overdrive With Shaft) (22-Teeth Sun Gear #551) (9-1/2" Tall)	1	
580	89987CB	Planet, [A540] (Overdrive With Shaft) (23-Teeth Sun Gear #551)	1	
580	89987CC	Planet, [A540] (Overdrive With Shaft) (17-Teeth Sun Gear #551)	1	
580	89987CD	Planet, [A540] (Overdrive With Shaft) (28-Teeth Sun Gear #551)	1	
582	89747A	Planet, [A540] (Front) (*Has Hub on Front) (Late)	1	
582	89747	Planet, [A540] (Front) (Early) (*No Hub on Front)	1	96053934
584	89748A	Planet, [A540] (Rear) (1.885" Overall Height) (4 Gear)	1	
584	89748	Planet, [A540] (Rear) (1.790" Overall Height) (4 Gear) (Early)	1	35760-32010
584	89748B	Planet, [A540] (Rear) (1.885" Overall Height) (5 Gear) (11-Lugs)	1	
584	89748BA	Planet, [A540] (Rear) (1.810" Overall Height) (5 Gear) (12-Lugs)	1	
590	89931V	Ring Gear, [A540] (Overdrive) (22-Teeth & 23-Teeth Sun Gear)	1	
590	89931VA	Ring Gear, [A540] (Overdrive) (17-Teeth Sun Gear)	1	
590	89931VB	Ring Gear, [A540] (Overdrive) (28-Teeth Sun Gear)	1	
592	89896	Ring Gear, [A540] (Front) (1.615" Thick)	1	35743-32020
592	89896V	Ring Gear, [A540] (Front) (1.555" Thick)	1	
592	89896VA	Ring Gear, [A540] (Front) (1.665" Thick)	1	
592	89896VB	Ring Gear, [A540] (Front) (1.808" Thick)	1	
594	89991	Ring Gear, [A540] (Rear) (1.100" Thick) (Early)	1	35761-32010
594	89991A	Ring Gear, [A540] (Rear) (1.165" Thick) (Late)	1	35761-32020

A540E / A540H / A541E

ILL#	PART#	DESCRIPTION	QTY	REF #
		HARD PARTS (Cont)		
602	89817A	Hub, [A540] (Front Planet) (.375" Thick From Bearing to Bearing Surface)	1	
602	89817B	Hub, [A540] (Front Planet) (.495" Thick From Bearing to Bearing Surface)	1	
604	89151V	Hub, [A540] (Rear Planet) (.628" Spline Length)	1	
612	89999A	Sun Gear, [A540] (2-3/4" Long) (27-Teeth) (1.540"OD Sprag Race) (Late)	1	
612	89999	Sun Gear, [A540] (27-Teeth) (1.465"OD Sprag Race) (Early)	1	35706-32012
622	89764A	Shell, [A540] (Input Sun) (42-Inner Teeth) (8-Drive Lugs)	1	
622	89764	Shell, [A540] (Input Sun) (39-Inner Teeth) (8-Drive Lugs)	1	
622	89764B	Shell, [A540] (Input Sun) (42-Inner Teeth) (16-Drive Lugs)	1	
		SPRAGS & ONE WAY CLUTCHES		
642	K89724A	Sprag Assembly, [A540] (4-1/2"OD) (1.540"OD of Sun Gear #612)	1	35790-32031
642	K89724B	Sprag Assembly, [A540] (Intermediate) (4-3/4"OD) (1.540"OD of Sun Gear #612) 1994-03	1	
642	K89724	Sprag Assembly, [A540] (1.645"ID) (Early)	1	3570-32050
650	89728	Sprag, [A540] (Overdrive) (24-Lugs) (.450" Wide)	1	
652	89724A	Sprag Assembly, [A540E] (Intermediate) 1988-Up	1	
652	89724B	Sprag Assembly, [A541E] (Intermediate) (4-3/4"OD) (1.540"OD of the Sun Gear #612) 94-03	1	
654	89726	Sprag, [A540] (Reverse Sprag) (30-Elements) (4.810"OD) 1988-Up	1	
654	89724	Sprag, [A540] (Reverse Sprag) (20-Elements) (4.810"OD) 1988-Up	1	
654	89724A	Sprag, [A541E] (Reverse Sprag) (32-Elements) (5.050"OD) 1994-Up	1	
661	89895	Outer Race, [A540] (Overdrive Sprag)	1	
665	89745	Outer Race, [A540] (Reverse Sprag) (5.065"ID)	1	
665	89745A	Outer Race, [A540] (Reverse Sprag) (4.820"ID)	1	35795-32012
		HARD PARTS (Cont)		
694	89120	Retaining Plate, [A540] (on top of Overdrive Sprag)	1	
696	89943B	Crush Sleeve, [A540] (.940" Long) 4/1998-12/98	1	41231-32020
696	89943C	Crush Sleeve, [A540] (1.650" Long)	1	41231-33010
696	89943D	Crush Sleeve, [A540] (1.510" Long)	1	
698	89122	Oil Baffle, [A540] (Between Differential Retainer & Axle Seal)	1	
699	89121A	Oil Slinger, [A540] (3-1/4"OD)	1	
699	89121B	Oil Slinger, [A540] (3"OD)	1	
710	89194H	Gear, [A540] (Counter Drive) (36-Teeth)	1	
710	89194I	Gear, [A540] (Counter Drive) (37-Teeth)	1	
712	89195D	Gear, [A540] (Transfer Driven) (37-Teeth)	1	
712	89195E	Gear, [A540] (Transfer Driven) (35-Teeth)	1	
715	89181G	Differential Assembly, [A540] (58-Teeth) (3-Grooves) (29-Teeth Yellow Speed-O Gear)	1	
715	89181GA	Differential Assembly, [A540] (58-Teeth) (4-Grooves) (29-Teeth Yellow Speed-O Gear)	1	
715	89181GB	Differential Assembly, [A540] (58-Teeth) (3-Grooves) (30-Teeth Blue Speed-O Gear)	1	
715	89181GC	Differential Assembly, [A540] (58-Teeth) (4-Grooves) (30-Teeth Blue Speed-O Gear)	1	
715	89181GD	Differential Assembly, [A540] (58-Teeth) (3-Grooves) (30-Teeth Black Speed-O Gear)	1	
715	89181GE	Differential Assembly, [A540] (58-Teeth) (1-Groove) (*No Speed-O Gear)	1	
715	89181H	Differential Assembly, [A540] (59-Teeth) (2-Grooves) (30-Teeth Black Speed-O Gear)	1	
715	89181HA	Differential Assembly, [A540] (59-Teeth) (4-Grooves) (30-Teeth Blue Speed-O Gear)	1	
715	89181I	Differential Assembly, [A540] (60-Teeth) (2-Grooves) (4x4)	1	
716	89182E	Differential Housing, [A540]	1	
724	89123	Retainer, [A540] (Differential Bearing) (Front) (6-Bolt)	1	
724	89123A	Retainer, [A540] (Differential Bearing) (Front) (5-Bolt)	1	
725	89125C	Retainer, [A540] (Differential Bearing) (Rear) (With 1-Dowel Pin)	1	
725	89125D	Retainer, [A540] (Differential Bearing) (Rear) (With 2-Dowel Pins) (1-7/8"ID Seal)	1	

A540E / A540H / A541E

ILL#	PART#	DESCRIPTION	QTY	REF #
		HARD PARTS (Cont)		
725	89125E	Retainer, [A540] (Differential Bearing) (Rear) (With 2-Dowel Pins) (1-5/8"ID Seal)	1	
730	89196F	Pinion, [A540] (16-Teeth) (3-Grooves Next to End) (1.500" Wide Gear)	1	
730	89196GB	Pinion, [A540] (17-Teeth) (3-Grooves)	1	
730	89196K	Pinion, [A540] (15-Teeth) (3-Grooves Next to Bearing)	1	
730	89196KA	Pinion, [A540] (15-Teeth) (2-Grooves Next to Bearing)	1	
730	89196KB	Pinion, [A540] (15-Teeth) (4-Grooves) (1.530" Gear Length)	1	
730	89196KC	Pinion, [A540] (15-Teeth) (4-Grooves) (1.380" Gear Length)	1	
730	89196L	Pinion, [A540] (16-Teeth) (1-Groove Next to Bearing)	1	
730	89196M	Pinion, [A540] (14-Teeth) (2-Grooves) (1.500" Gear Length)	1	
730	89196MA	Pinion, [A540] (14-Teeth) (2-Grooves) (1.405" Gear Length)	1	
730	89196LA	Pinion, [A540] (16-Teeth) (3-Grooves Next to End) (1.350" Wide Gear)	1	41211-32061
735	89124B	Pinion Retainer, [A540] (Aluminum) (2.750"OD) (*With (1) O-Ring)	1	
735	89124C	Pinion Retainer, [A540] (Steel) (2.750"OD) (*With (1) O-Ring)	1	
735	89124D	Pinion Retainer, [A540] (Steel) (2.920"OD) (* No O-Ring)	1	
735	89124E	Pinion Retainer, [A540] (Steel) (2.920"OD) (*With (2) O-Rings)	1	
735	89124F	Pinion Retainer, [A540] (Steel) (2.920"OD) (*No Seal) (*No O-Rings)	1	
736	89197A	Pinion Center, [A540] (Aluminum) (1-Bolt) (.820"OD)	1	
736	89197	Pinion Center, [A540] (Aluminum) (1-Bolt) (1.020"OD)	1	
		VALVE BODIES (REBUILT)		
740	TO-8601	Valve Body, [A540E] (3-Solenoids) (*With Lube Tube) 1988-Up	1	
740	TO-8602	Valve Body, [A540E] (3-Solenoids) (*Without Lube Tube) 1988-Up	1	
740	TO-8603	Valve Body, [A540H] (4-Solenoids) 1988-Up	1	
740	TO-8604	Valve Body, [A541E] (4-Solenoids) 1994-Up	1	
		VALVE BODIES		
740	89892A	Valve Body, [A540] (3-Solenoids) (*No Lube Tube For Differential) 1988-91	1	
740	89892	Valve Body, [A540] (3-Solenoids > 2-Upright & 1- Lateral) 1992-93 (*With Long Tube For Differential)	1	
740	89892AA	Valve Body, [A540] (3-Solenoids > 2-Upright & 1-Lateral) (*With Short Lube Tube For Differential) (Cast # A540X)	1	
740	89892B	Valve Body, [A540] (4-Solenoids > 3-Upright & 1-Lateral)	1	
740	89892C	Valve Body, [A540] (4-Solenoids > 2-Upright & 2-Lateral)	1	
		VALVE BODY COMPONENTS		
741	89031-02K	Valve & Sleeve Kit, [A540] (TV Boost) (Small Ratio) (Includes: 1-Valve & 1-Sleeve)	1	Sonnax
741	89031-01K	Valve & Sleeve Kit, [A540] (TV Boost) (Large Ratio) (Includes: 1-Valve & 1-Sleeve)	1	Sonnax
	89010-03K	Valves, [A540] (Pressure Regulator) (Oversized) 1988-Up (Includes: Pressure Regulator Valve, Spring & Shim) (*Requires: Tool 89010-TL) (*Except 1998-00 With "A540Y" Stamped Valve Body)	1	Sonnax
	89010-04K	Valves, [A540E] (Pressure Regulator) (*Only For 1998-00 With "A540Y" Stamped Valve Body) (Includes: Pressure Regulator Valve, Spring & Spacer) (*Requires: Tool 89810-TL)	1	Sonnax
	89031-03K	Valve & Sleeve Kit, [A540] (TV Boost) (Large Ratio) (Includes: 1-Valve & 1-Sleeve) (*Only For 1998-00 With "A540Y" Stamped Valve Body)	1	Sonnax
		HARD PARTS		
756	89705	Top Cover, [A540] (Aluminum) (No Vent)	1	
756	89705A	Top Cover, [A540] (Aluminum) (With Vent)	1	
756	89705B	Top Cover, [A540] (Aluminum) (With 2-Vents) (4x4)	1	
756	89705C	Top Cover, [A540] (Aluminum) (With Vent) (Speed Sensor Type)	1	
758	89702D	Differential Cover, [A540] (11-Bolt Holes) (No Lube Hole) 1987-91	1	
758	89702E	Differential Cover, [A540] (11-Bolt Holes) (With 1-Lube Hole) 1992-Up	1	

A540E / A540H / A541E

ILL#	PART#	DESCRIPTION	QTY	REF #
		HARD PARTS (Cont)		
758	89702F	Differential Cover, [A540] (11-Bolt Holes) (4x4)	1	
758	89702G	Differential Cover, [A540] (10-Bolt Holes)	1	
758	89702H	Differential Cover, [A540] (10-Bolt Holes) (With Speed Sensor Hole) (*With Lube Tube Inside)	1	
759	89941D	Rear Cover, [A540] (Overdrive) (13-Bolts) (*No Mounting Holes)	1	
759	K89941D	Overdrive Assembly, [A540] (Contains: #795 to #759) (13-Bolt Rear Cover) (*No Mounting Holes)	1	
759	89941E	Rear Cover, [A540] (Overdrive) (13-Bolts) (With 2-Mounting Holes)	1	
759	89941G	Rear Cover, [A540] (Overdrive) (13-Bolts) (With 4-Mounting Holes)	1	
759	K89941G	Overdrive Assembly, [A540] (Contains: #795 to #759) (13-Bolt Rear Cover) (With 4-Mounting Holes)	1	
759	89941H	Rear Cover, [A540] (Overdrive) (12-Bolts) (*No Mounting Holes)	1	
759	89941I	Rear Cover, [A540] (Overdrive) (12-Bolts) (With 4-Mounting Holes)	1	
759	K89941I	Overdrive Assembly, [A540] (Contains: #795 to #759) (12-Bolt Rear Cover) (With 4-Mounting Holes)	1	
760	89702I	Case, [A540] (Open Starter Hole) (13-Bolt Overdrive Cover) (Case Has a Tin Vent Cover Above Differential) 1987-91	1	
760	89702J	Case, [A540] (Open Starter Hole) (12-Bolt Overdrive Cover) (Has Cooler Line Above Differential Instead of Vent) (Has Lube Hole from Case to Differential Cover, Between 2-Bolt Holes) 1992-Up	1	
760	89702JA	Case, [A540] (Open Starter Hole) (12-Bolt Overdrive Cover) (Has a Vent on Top Cover With Speed Sensor) (Has Lube Hole From Case to Differential Cover, Between 2-Bolt Holes) 87-91	1	
760	89702IA	Case, [A540] (Open Starter Hole) (13-Bolt Overdrive Cover) (Has Cooler Line Above Differential Instead of Vent) (Has a Lube Hole From Case to Differential Cover, Between 2-Bolt Holes) 1992-Up	1	
760	89702IB	Case, [A540] (Open Starter Hole) (13-Bolt Overdrive Cover) (Has Line Above Differential Going to Vent on Top Cover) (Has Lube Hole From Case to Differential Cover, Between 2-Bolt Holes) (2WD)	1	
760	89702IC	Case, [A540] (Open Starter Hole) (13-Bolt Overdrive Cover) (Has a Line Above Differential Going to Vent on Top Cover) (AWD)	1	
765	89802C	Pan, [A540] (Bottom)	1	
765	89802D	Pan, [A541E] (Bottom)	1	
775	TO-FN	Bolt, [A540] (Converter) (8 x 1.25mm)	AR	
775	TO-FN2	Bolt, [A540] (Converter) (9 x 1.25mm)	AR	
795	89948D	Nut, [A540] (Holds Drive Gear to Overdrive Planet)	1	
796	89948E	Nut, [A540] (Pinion Shaft)	1	
850	89814	Cushion Steel, [A540] (Overdrive Brake)	1	
905	K89890A	Servo Assembly, [A540] (2.235"OD of Piston)	1	
905	K89890B	Servo Assembly, [A540] (1.905"OD of Piston)	1	
906	89897A	Spring, [A540] (Servo Return)	1	
907	89898A	Piston, [A540] (Servo) (2.235"OD)	1	
907	89898B	Piston, [A540] (Servo) (1.905"OD)	1	
909	89899A	Cover, [A540] (Intermediate Servo) (2.295"OD) 1988-93	1	
909	89899B	Cover, [A540] (Intermediate Servo) (1.965"OD) 1994-Up	1	
925	K89894D	Accumulator Assembly, [A540] (13-Hole Cover)	1	
925	K89894E	Accumulator Assembly, [A540] (12-Hole Cover)	1	
956	89650A	Housing, [A540] (2nd Brake Clutch)	1	
960	89801A	Piston, [A540] (Overdrive Brake Clutch)	1	
961	89993C	Piston, [A540] (Overdrive Direct Clutch)	1	
962	89804A	Piston, [A540] (2nd Brake Clutch)	1	
964	89805A	Piston, [A540] (Forward Clutch)	1	
965	89718B	Piston, [A540] (Direct Clutch)	1	

A540E / A540H / A541E

ILL#	PART#	DESCRIPTION	QTY	REF #
		HARD PARTS (Cont)		
966	89800A	Piston, [A540] (Reverse Clutch)	1	
970	89970A	Retainer W/Spring, [A540] (Overdrive Brake Clutch)	1	
971	89971B	Retainer W/Spring, [A540] (Overdrive Direct)	1	
972	89973A	Retainer W/Spring, [A540] (2nd Clutch)	1	
974	89974A	Retainer W/Spring, [A540] (Forward Clutch)	1	
975	89970A	Retainer W/Spring, [A540] (Direct Clutch)	1	
976	89975A	Retainer W/Spring, [A540] (Reverse Clutch)	1	
991	K89976C	Linkage Assembly, [A540] (Internal) (Early)	1	
991	K89976D	Linkage Assembly, [A540] (Internal) (Late)	1	
995	K89678B	Park Pawl, [A540] (3-Pieces) (Early)	1	
995	K89678C	Park Pawl, [A540] (4-Pieces) (Late)	1	
996	89280C	Fitting, [A540] (Cooler Line)	2	

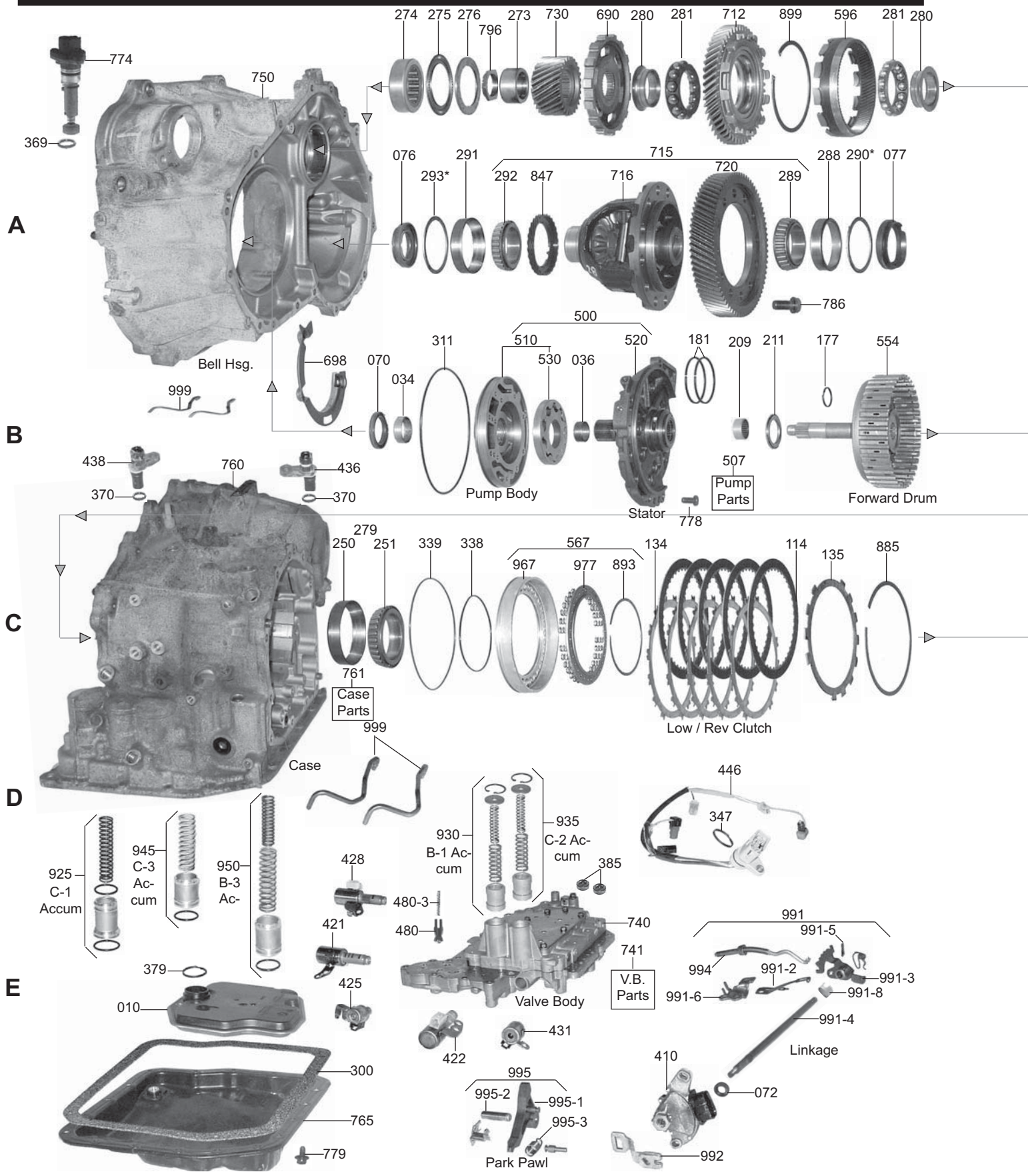
NOTES:

VINTAGE TRANSMISSIONS

TRANSMISSION	DESCRIPTION	QTY	YEAR	PART #
Buick Dynaflo (Cast Iron Case)	Master Kit	1	1961- 63	DK500E
	Master Kit	1	1948-56	DK500F
	Master Kit	1	1957-60	DK500G
	Overhaul Kit	1	1948-56	K5080F
	Overhaul Kit	1	1957-60	K5080G
Buick Special (Aluminum Case)	Master Kit	1	1961-63	DK500S
	Overhaul Kit	1	1961-63	K25900
Powerglide (Cast Iron Case)	Master Kit	1	1950-52	DK800
	Master Kit	1	1953-54	DK800A
	Master Kit	1	1955-62	DK800X
	Overhaul Kit	1	1950-52	K8900
	Overhaul Kit	1	1953-54	K8900A
	Overhaul Kit	1	1955-62	K8900X
Turboglide	Master Kit	1	1959-61	DK850
Corvair	Master Kit	1	1960-69	DK1800
	Overhaul Kit	1	1960-69	K18900
Tempest-Torque	Master Kit	1	1961-62	DK1800B
	Master Kit	1	1963	DK1800E
	Overhaul Kit	1	1961-62	K18900A
	Overhaul Kit	1	1963	K18900B
Hydramatic Dual Range	Master Kit	1	1952-62	DK700
	Overhaul Kit	1	1952-62	K7710G
Jetaway "315"	Master Kit	1	1958-64	DK400
	Overhaul Kit	1	1958-64	K4900F
Model 10 Slim Jim Roto Hydramatic	Master Kit	1	1961-64	DK2400
	Overhaul Kit	1	1961-64	K24900
Model 05 F85 Roto Hydramatic	Master Kit	1	1961-63	DK1400
	Overhaul Kit	1	1961-63	K14900
Ford 2 Speed (Aluminum Case)	Master Kit	1	1959-64	DK1600
	Overhaul Kit	1	1959-64	K16900
Ford 3 Speed (Cast Iron Case)	Master Kit (Small Case)	1	1951-67	DK600
	Master Kit (Medium Case)	1	1955-67	DK600A
	Master Kit (Medium Case)	1	1968-71	DK600MX
	Master Kit (Large Case)	1	1958-60	DK600D
	Overhaul Kit (Small Case)	1	1951-67	K6900D
	Overhaul Kit (Medium Case)	1	1955-67	K6900E
	Overhaul Kit (Medium Case)	1	1968-71	K6900MX
	Overhaul Kit (Large Case)	1	1958-60	K6900F
Powerflite	Master Kit	1	1956-61	DK250A
	Overhaul Kit	1	1953-61	K2990A
Torqueflite (Cast Iron Case)	Master Kit	1	1956-61	DK260B
	Overhaul Kit	1	1956-61	K2990E
Automatic Drive DG-3 Band Borg Warner	Master Kit	1	1950-65	DK900
	Overhaul Kit	1	1950-65	K9900
Ultramatic - Packard	Master Kit	1	1954L-56	DK200A

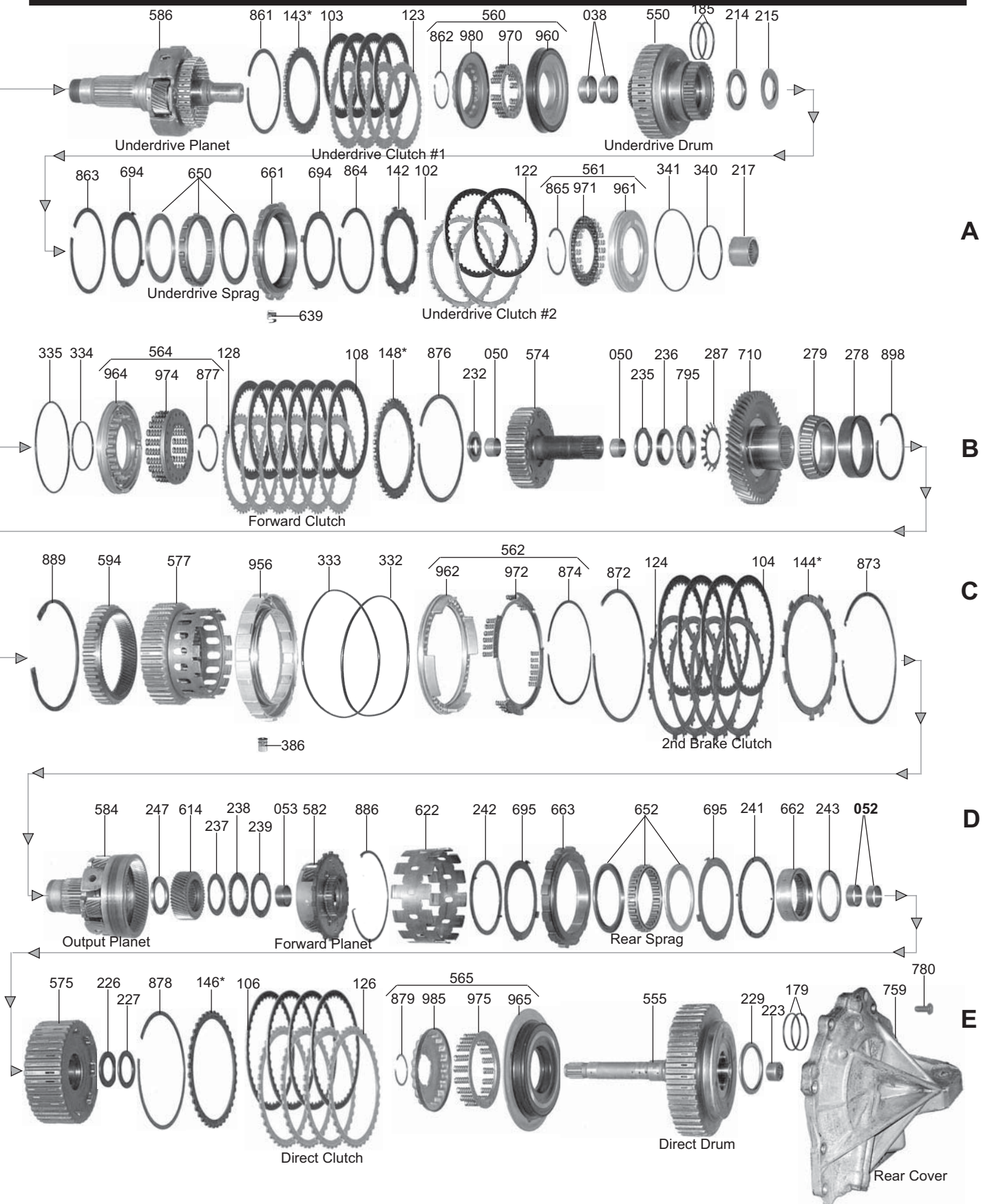
U140 / U240 / U241

FWD 4 Speed



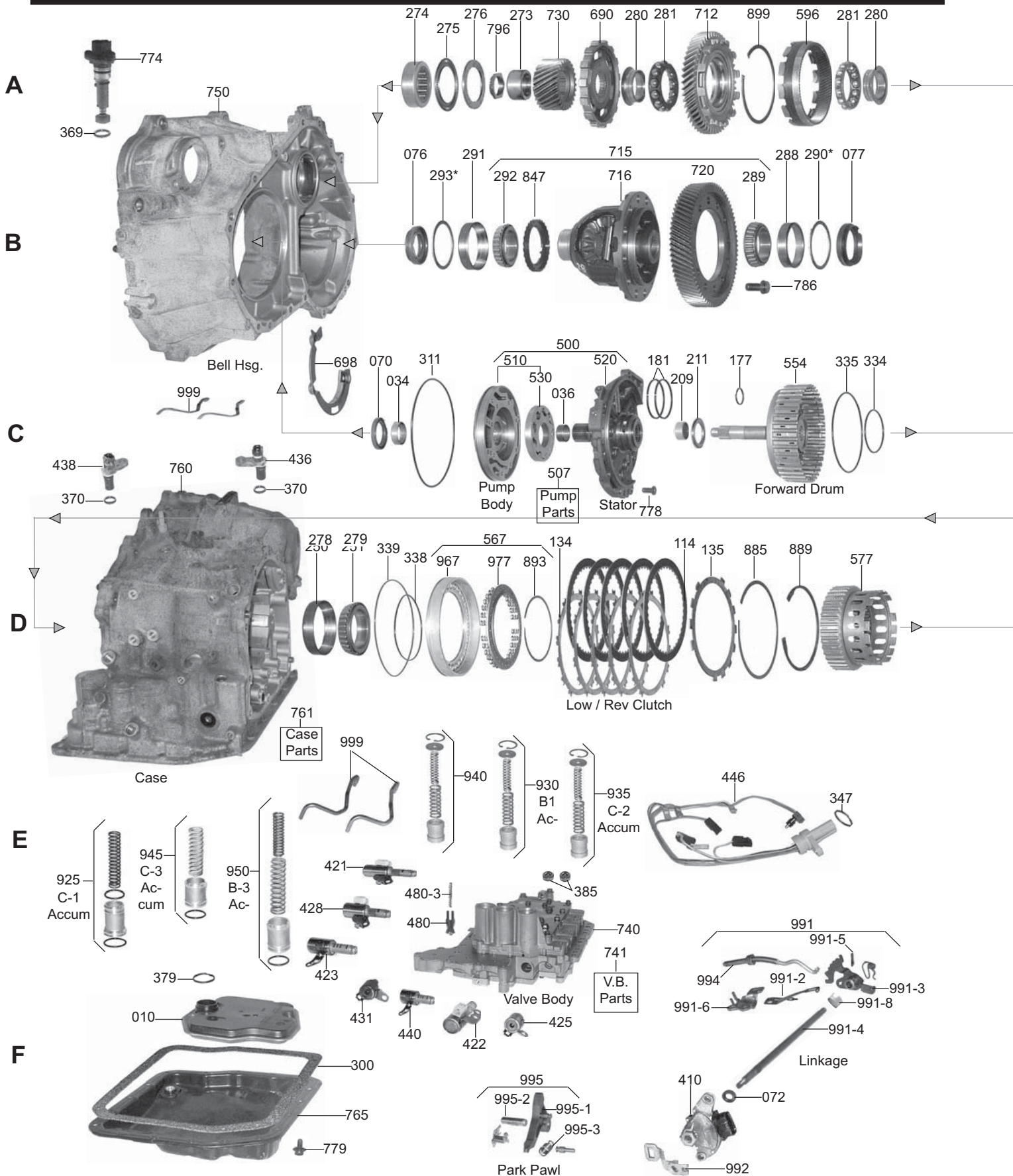
U140 / U240 / U241

FWD 4 Speed



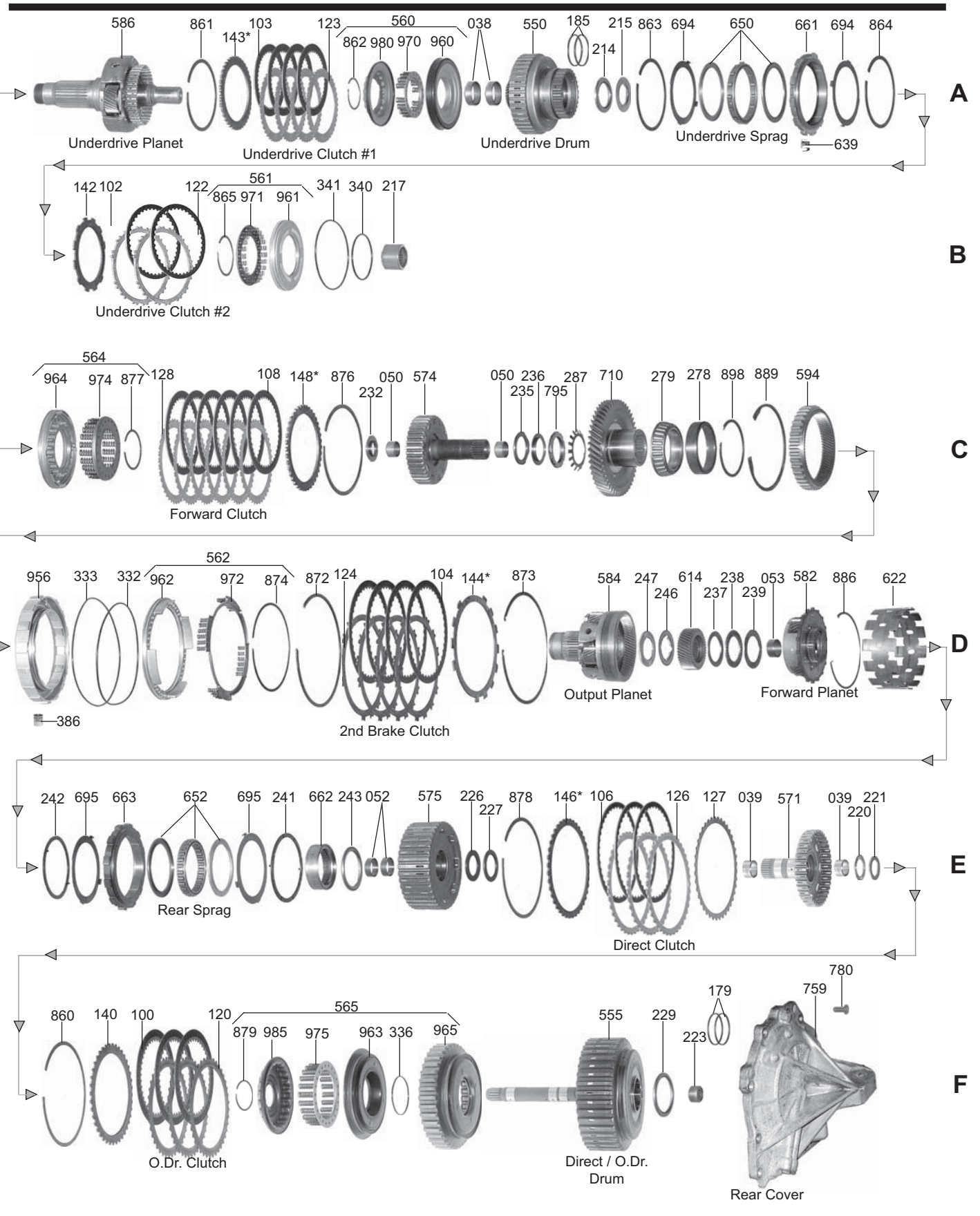
U150 / U151 / U250

FWD 5 Speed



U150 / U151 / U250

FWD 5 Speed



U140 /U240 /U241 /U150 /U151 /U250

ILL#	PART#	DESCRIPTION	QTY	REF #
		OVERHAUL KITS		
	K57900P	Overhaul Kit, [U140E / U140F] (With Pistons) 1998-Up	1	
	K57900	Overhaul Kit, [U140E / U140F] (Without Pistons) 1998-Up	1	
	K57900EP	Overhaul Kit, [U240E / U241E] (With Pistons) 2000-Up	1	
	K57900E	Overhaul Kit, [U240E / U241E] (Without Pistons) 2000-Up	1	
	K57900FP	Overhaul Kit, [U150 / U151] (With Pistons) 2002-Up	1	
	K57900F	Overhaul Kit, [U150 / U151] (Without Pistons) 2002-Up	1	
	K57900GP	Overhaul Kit, [U250E] (With Pistons) 2002-Up	1	
	K57900G	Overhaul Kit, [U250E] (Without Pistons) 2002-Up	1	
		****All Kits Without Transfer Case Components- (Use Sub Kit # K57900-T)****		
		SUB KITS & BONDED PISTON KITS		
	K57900-T	Sub Kit, (*Transfer Case) [U140F / U151F] 1998-Up	1	
	K57940	Kit, (Bonded Pistons) [U140E / U140F] (4-Pistons) 1999-Up	1	
	K57940E	Kit, (Bonded Pistons) [U240E / U241E] (6-Pistons) 2000-Up	1	
	K57940F	Kit, (Bonded Pistons) [U151E / U151F] (6-Pistons) 2002-Up	1	
		MASTER L/STEELS KITS		
	DK5700P-S	Master L/Steels Kit, [U140E / U140F] (With Pistons) (Camry (V6)>2002-04), (Highlander>2001-07), (RAV4 (4WD)>2000-07), (Lexus RX300>1998-03), (ES300>1999-01)	1	
	DK5700-S	Master L/Steels Kit, [U140E / U140F] (Without Pistons) (Camry (V6)>2002-04), (Highlander >2001-07), (RAV4 (4WD)>2000-07), (Lexus RX300>1998-03), (ES300>1999-01)	1	
	DK5700EP-S	Master L/Steels Kit, [U240E / U241E] (With Pistons) (Camry (4Cyl)>2002-04), (Matrix>2003-06), (Highlander>2001-07), (Corolla>2001), (Celica GTS>2000-06), (1.8L Dual Cam) (Solara (4Cyl)>2002-05), (RAV4 (2WD)>2000-07), (Scion tc>2005-07), (Pontiac Vibe>2003)	1	
	DK5700E-S	Master L/Steels Kit, [U240E / U241E] (Without Pistons) (Camry (4Cyl)>2002-04), (Matrix>2003-06), (Highlander>2001-07), (Corolla>2001), (Celica GTS>2000-06), (1.8L Dual Cam), (Solara (4Cyl)>2002-05), (RAV4 (2WD)>2000-07), (Scion tc>2005-07), (Pontiac Vibe>2003)	1	
	DK5700FP-S	Master L/Steels Kit, [U150E / U151E / U151F] (With Pistons) (Camry>2003-07), (Sienna>2004-07), (Solara (6Cyl)>2004-07), (Avalon>2005-07), (Highlander>2004-07), (RAV4>2006-07), (Lexus ES300>2002-03), (RX300>2004), (RX350>2007)	1	
	DK5700F-S	Master L/Steels Kit, [U150E / U151E / U151F] (Without Pistons) (Camry>2003-07), (Sienna>2004-07), (Solara (6Cyl)>2004-07), (Avalon>2005-07), (Highlander>2004-07), (RAV4>2006-07), (Lexus ES300>2002-03), (RX300>2004), (RX350>2007)	1	
	DK5700GP-S	Master L/Steels Kit, [U250E] (With Pistons) 2002-Up	1	
	DK5700G-S	Master L/Steels Kit, [U250E] (Without Pistons) 2002-Up	1	
		MASTER W/STEELS KITS		
	DK5700P	Master W/Steels Kit, [U140E / U140F] (With Pistons) (Camry (V6)>2002-04), (Highlander>2001-07), (RAV4 (4WD)>2000-07), (Lexus RX300>1998-03), (ES300>1999-01)	1	
	DK5700	Master W/Steels Kit, [U140E / U140F] (Without Pistons) (Camry (V6)>2002-04), (Highlander>2001-07), (RAV4 (4WD)>2000-07), (Lexus RX300>1998-03), (ES300>1999-01)	1	
	DK5700EP	Master W/Steels Kit, [U240E / U241E] (With Pistons) (Camry (4Cyl)>2002-04), (Matrix>2003-06), (Highlander>2001-07), (Corolla>2001), (Celica GTS>2000-06), (1.8L Dual Cam) (Solara (4Cyl)>2002-05), (RAV4 (2WD)>2000-07), (Scion tc>2005-07), (Pontiac Vibe>2003)	1	
	DK5700E	Master W/Steels Kit, [U240E / U241E] (Without Pistons) (Camry (4Cyl)>2002-04), (Matrix>2003-06), (Highlander>2001-07), (Corolla>2001), (Celica GTS>2000-06) (1.8L Dual Cam), (Solara (4Cyl)>2002-05), (RAV4 (2WD)>2000-07), (Scion tc>2005-07), (Pontiac Vibe>2003)	1	
	DK5700FP	Master W/Steels Kit, [U150E / U151E / U151F] (With Pistons) (Camry>2003-07), (Sienna>2004-07), (Solara (6-Cyl)>2004-07), (Avalon>2005-07), (Highlander>2004-07), (RAV4>2006-07), (Lexus ES300>2002-03), (RX330>2004-04), (RX350>2007)	1	
	DK5700F	Master W/Steels Kit, [U150E / U151E / F] (Without Pistons) (Camry>2003-07), (Sienna>2004-07), (Solara (6Cyl)>2004-07), (Avalon>2005-07), (Highlander>2004-07), (RAV4>2006-07), (Lexus ES300>2002-03), (RX330>2004-04), (RX350>2007)	1	

U140 /U240 /U241 /U150 /U151 /U250

ILL#	PART#	DESCRIPTION	QTY	REF #
		MASTER W/STEELS KIT (Cont)		
	DK5700GP	Master W/Steels Kit, [U250E] (With Pistons) 2002-Up	1	
	DK5700G	Master W/Steels Kit, [U250E] (Without Pistons) 2002-Up	1	
		FILTERS		
010	57710	Filter, [U140 / F/ 141E / 240E] (2WD & 4x4) 1998-Up (*Metal & Plastic-*Replaces All Metal Filter)	1	35330-0W010
010	57711	Filter, [U150E / U151E / U151F / U250E] (Lexus ES300 / ES330>2002-Up), (RX330>2004-Up), (Camry>2003-Up), (Sienna>2004-Up)	1	35330-08010
		FILTER KIT		
	FK57710	Filter Kit, [U140E / U140F / U141E / U240E] (2WD & 4x4) 1998-Up	1	
		BUSHINGS		
	K57901	Bushing Kit, [U140E]	1	
034	67001	Bushing, [U140] (Pump Body) 1999-Up	1	
036	57002	Bushing, [U140 / U240 / U241] (Stator) (Front) (.840"ID) 1999-Up	2	
038	57010	Bushing, [U140 / U240 / U241] (Underdrive Drum) (1.275"ID) 1999-Up	2	
039	57013	Bushing, [U151] (Overdrive Clutch Hub) (1.005"OD) (.902"ID) 2001-Up	2	
050	57013A	Bushing, [U140 / U240 / U241] (Forward Hub) (.905"ID) 1999-Up	2	
052	57013B	Bushing, [U140 / U240 / U241] (Direct Hub) (1.190"ID) 1999-Up	1	
053	57014	Bushing, [U140 / U240 / U241] (Forward Planet) (1.075"ID) 1999-Up	1	
		METAL CLAD SEALS		
070	67550	Seal, [U140 / U240 / U241 / U150 / U151 / U250] (Front Pump) 1999-Up	1	90311-38077
076	89159	Seal, [U140 / U151] (Right Axle) (Bell Housing Side) (2.210"OD) (2WD) 1999-Up	1	90311-40010
076	57152	Seal, [U140F / U151F] (4x4) (Right Axle) (Bell Housing Side) (2.920"OD) 1999-Up	1	90311-62004
076	57153N	Seal, [U240] (Axle) (Both Sides) (2.180"OD) 1999-Up	2	90311-35046
076	57152A	Seal, [U241 / U250] (Right Axle) (Bell Housing Side) (2.520"OD) 1999-Up (Camry & RAV4) (2WD)	1	90080-31069
077	89160	Seal, [U140 / U150 / U151] (Left Axle) (Case Side) (3.160"OD) (.892" Thick) 1999-Up (2WD & 4x4)	1	
077	57152B	Seal, [U241 / U250] (Left Axle) (Case Side) (2.680"OD) (RAV4) (2WD) 2000-Up	1	90311-40026
		FRICITION CLUTCHES		
100	57107	Friction, [U151 / U250] (Overdrive Clutch) (.067") (40-Teeth) (5.950"OD) (Grooved) 2001-Up	4	34627-33010
102	57106	Friction, [U140 / U151] (Underdrive Clutch #2) (.072") (28-Teeth) (4.625"OD) 1999-Up	4	34262-21010
102	57106E	Friction, [U240 / U241 / U250] (Underdrive Clutch #2) (.072") (28-Teeth) (4.430"OD) 99-Up	4	34262-32010
103	57105	Friction, [U140 / U151] (Underdrive Clutch #1) (.073") (40-Teeth) (4.920"OD) 1999-Up	4	34261-21010
103	57105E	Friction, [U240 / U241 / U250] (Underdrive Clutch #1) (.073") (40-Teeth) (4.482"OD) 99-Up	4	34261-32020
104	57102	Friction, [U140 / U151 / U240 / U241 / *U250 Some] (2nd Brake Clutch) (.073") (40-Teeth) 1999-Up (*Straight Grooves)	4	35681-21010
106	57104	Friction, [U140 / U240 / U241 / U250] (Direct Clutch) (.073") (40-Teeth) (6.25"OD) 1999-Up	3-4	35667-21010
106	57104A	Friction, [U151 / U250] (Direct Clutch) (.062") (40-Teeth) (6-1/4"OD) 1999-Up	3	35667-33010
108	57103	Friction, [U140 / U240 / U241 / *U250 Some] (Forward Clutch) (.074") (40-Teeth) (5.382"OD) 1999-Up	4-6	35633-21010
108	57103A	Friction, [U150 / U151] (Forward Clutch) (.071") (40-Teeth) 2002-Up	5	35667-33010
114	57109	Friction, [U140 / U150 / U240 / U241 / U250] (Low / Reverse Clutch) (.075") (40-Teeth) (6-3/8"OD) 1999-Up	4-7	35682-21010
	K57100	Friction Module, [U140E / U140F] 1999-Up	1	
	K57100E	Friction Module, [U240 / U241] 1999-Up	1	
	K57100F	Friction Module, [U151] 2001-Up	1	
		STEEL CLUTCHES		
120	57117	Steel, [U151 / U250] (Overdrive Clutch) (.071") (40-Teeth) (5.010"ID) 2001-Up	4	34616-33010

U140 /U240 /U241 /U150 /U151 /U250

ILL#	PART#	DESCRIPTION	QTY	REF #
		STEEL CLUTCHES (Cont)		
122	57116	Steel, [U140 / U151] (Underdrive Clutch #2) (.070") (11-Teeth) (3.660"ID) 1999-Up	4	34264-28010
122	57116E	Steel, [U240 / U241 / U250] (Underdrive Clutch #2) (.070") (11-Teeth) (3.520"ID) 1999-Up	4	34264-32010
123	57115	Steel, [U140 / U151] (Underdrive Clutch #1) (.079") (40-Teeth) (3.903"ID) 1999-Up	4	34263-28010
123	57115E	Steel, [U240 / U241 / U250] (Underdrive Clutch #1) (.079") (40-Teeth) (3.572"ID) 1999-Up	4	34263-32010
124	57114	Steel, [U140 / U151 / U240 / U241 / U250] (2nd Brake Clutch) (.079") (12-Teeth) (Rounded Notch Tooth) 1999-Up	4-6	35691-28010
126	57112	Steel, [U140 / U240 / U241 / U250] (Direct Clutch) (.118") (40-Teeth) (5.536"ID) 1999-Up	3-4	35647-21010
126	57112A	Steel, [U151 / U250] (Direct Clutch) (.072") (40-Teeth) (5.536"ID) 1999-Up	3	35647-33030
127	57117FA	Steel Cushion, [U151 / U250] (Overdrive Clutch) (.058") (40-Teeth) (5.575"ID) 2001-Up	1	
128	57111	Steel, [U140 / U151 / U240 / U241 / U250] (Forward Clutch) (.071") (40-Teeth) (4.499"ID) 1999-Up	6	35634-21010
134	57113	Steel, [U140 / U151 / U240 / U241 / U250] (Low / Reverse Clutch) (.070") (12-Teeth) 99-Up	4-7	35692-28010
135	57113A	Steel, [U140 / U151 / U240 / U241 / U250] (Low / Reverse Clutch) (.078") (12-Teeth) 99-Up	1	
135	57113B	Steel, [U140 / U151 / U240 / U241 / U250] (Low / Reverse Clutch) (.083") (12-Teeth) 99-Up	1	
135	57113C	Steel, [U140 / U151 / U240 / U241 / U250] (Low / Reverse Clutch) (.091") (12-Teeth) 99-Up	1	
	K57110	Steel Module, [U140] 1999-Up	1	
	K57100E	Steel Module, [U240 / U241 / U250] 1999-Up	1	
	K57110F	Steel Module, [U150 / U151] 2001-Up	1	
		PRESSURE PLATES		
140	57137F	Pressure Plate, [U151 / U250] (Overdrive Clutch) (.134") (40-Teeth) (5.005"ID) (Stepped) 2001-Up	1	
142	57136	Pressure Plate, [U140 / U151] (Underdrive Clutch #2) (.118") (11-Teeth) (3.662"ID) 1999-Up	1	
142	57136A	Pressure Plate, [U140 / U151] (Underdrive Clutch #2) (.125") (11-Teeth) (3.662"ID) 1999-Up	1	
142	57136B	Pressure Plate, [U140 / U151] (Underdrive Clutch #2) (.133") (11-Teeth) (3.662"ID) 1999-Up	1	
142	57136E	Pressure Plate, [U240 / U241 / U250] (Underdrive Clutch #2) (.119") (11-Teeth) (3.524"ID) 1999-Up	1	
142	57136EA	Pressure Plate, [U240 / U241 / U250] (Underdrive Clutch #2) (.126") (11-Teeth) (3.524"ID) 1999-Up	1	
143	57135	Pressure Plate, [U140 / U151] (Underdrive Clutch #1) (.118") (40-Teeth) (3.905"ID) 1999-Up	1	
143	57135A	Pressure Plate, [U140 / U151] (Underdrive Clutch #1) (.125") (40-Teeth) (3.905"ID) 1999-Up	1	
143	57135B	Pressure Plate, [U140 / U151] (Underdrive Clutch #1) (.133") (40-Teeth) (3.905"ID) 1999-Up	1	
143	57135E	Pressure Plate, [U240 / U241 / U250] (Underdrive Clutch #1) (.118") (40-Teeth) (3.575"ID) 1999-Up	1	
143	57135EA	Pressure Plate, [U240 / U241 / U250] (Underdrive Clutch #1) (.122") (40-Teeth) (3.575"ID) 1999-Up	1	
143	57135EB	Pressure Plate, [U240 / U241 / U250] (Underdrive Clutch #1) (.126") (40-Teeth) (3.575"ID) 1999-Up	1	
144	57133B	Pressure Plate, [U140 / U151 / U240 / U241 / U250] (2nd Brake Clutch) (.125") 1999-Up	1	
144	57133C	Pressure Plate, [U140 / U151 / U240 / U241 / U250] (2nd Brake Clutch) (.130") 1999-Up	1	
144	57133D	Pressure Plate, [U140 / U151 / U240 / U241 / U250] (2nd Brake Clutch) (.134") 1999-Up	1	
144	57133E	Pressure Plate, [U140 / U151 / U240 / U241 / U250] (2nd Brake Clutch) (.138") 1999-Up	1	
146	57132AA	Pressure Plate, [U140 / U151 / U240 / U241 / U250] (Direct Clutch) (.118") (40-Teeth) 99-Up	1	
146	57132	Pressure Plate, [U140 / U151 / U240 / U241 / U250] (Direct Clutch) (.122") (40-Teeth) 99-Up	1	
146	57132A	Pressure Plate, [U140 / U151 / U240 / U241 / U250] (Direct Clutch) (.126") (40-Teeth) 99-Up	1	
146	57132B	Pressure Plate, [U140 / U151 / U240 / U241 / U250] (Direct Clutch) (.130") (40-Teeth) 99-Up	1	
146	57132C	Pressure Plate, [U140 / U151 / U240 / U241 / U250] (Direct Clutch) (.134") (40-Teeth) 99-Up	1	
148	57131A	Pressure Plate, [U140 / U151 / U240 / U241 / U250] (Forward Clutch) (.124") (40-Teeth) 1999-Up	1	
148	57131B	Pressure Plate, [U140 / U151 / U240 / U241 / U250] (Forward Clutch) (.129") (40-Teeth) 1999-Up	1	

U140 /U240 /U241 /U150 /U151 /U250

ILL#	PART#	DESCRIPTION	QTY	REF #
		PRESSURE PLATES (Cont)		
148	57131C	Pressure Plate, [U140 / U151 / U240 / U241 / U250] (Forward Clutch) (.135") (40-Teeth) 1999-Up	1	
		SEALING RINGS		
	K57903	Ring Kit, [U140 / U240 / U241] 1999-Up	1	
	K57903A	Ring Kit, [U150 / U151 / U250] 2002-Up	1	
177	57301T	Ring, [U140 / U240 / U241] (Forward Drum Shaft) (Teflon) 1999-Up	1	
179	57303T	Ring, [U140 / U240 / U241] (Rear Cover) (Teflon) 1999-Up	2	
181	57300T	Ring, [U140 / U240 / U241] (Stator) (Rear) (Teflon) 1999-Up	2	
185	57302	Ring, [U140 / U240 / U241] (Underdrive Drum) (Metal) 1999-Up	2	
		WASHERS & BEARINGS		
	K57906	Bearing Kit, [U140 / U151 / U240 / U241] (*Drivetrain Only)	1	
209	57415	Caged Needle Bearing, [U140 / U151 / U240 / U241 / U250] (Stator) (Rear) 1999-Up	1	
211	57416	Bearing W/Race, [U140 / U240 / U241] (Stator to Forward Drum) 1999-Up	1	
214	57417	Bearing W/Race, [U140 / U151 / U240 / U241 / U250] (Underdrive Drum to Case) 1999-Up	1	
215	57427	Race, [U140 / U151 / U240 / U241 / U250] (Underdrive Bearing #214 to Case) (Selective) (2.150"OD) (1.165"ID) 1999-Up	1	
217	57418	Caged Needle Bearing, [U140 / U151 / U240 / U241 / U250] (Underdrive Planet Shaft to Case) (Cast # DB502514 NSK or F390164 INA USA) 1999-Up	1	
220	57419	Bearing W/Race, [U151 / U250] (Overdrive Hub to Direct Drum) (.130" Thick) (1.547"OD) (.947"ID) 2001-Up	1	
221	57432	Race, [U151 / U250] (Overdrive Hub to Direct Drum) (.097" Thick) (1.480"OD) (.939"ID) 2001-Up	1	
223	57420	Caged Needle Bearing, [U140 / U240 / U241] (Rear Cover) (Cast # F300463 INA) 1999-Up	1	
226	57421	Bearing W/Race, [U140 / U240 / U241 / U250] (Direct Hub to Direct Drum) (.109" Thick) (1.893"OD) (1.332"ID) 1999-Up	1	
226	57422	Bearing W/Race, [U151 / U250] (Direct Hub to Direct Drum) (.110" Thick) (1.815"OD) (1.262"ID) 1999-Up	1	
227	57432	Race, [U151 / U250] (Direct Hub to Direct Drum) (.032" Thick) (1.800"OD) (1.305"ID) 99-Up	1	
227	57433	Race, [U140 / U240 / U241 / U250] (Direct Hub to Direct Drum) (1.805"OD) (1.197"ID) 1999-Up	1	
229	57426	Bearing W/Race, [U140 / U240 / U241] (Direct Drum to Rear Cover) (.140" Thick) (2.732"OD) (2.110"ID) 1999-Up	1	
229	57423	Bearing W/Race, [U151 / U250 Some] (Direct / Overdrive Drum to Rear Cover) (.140" Thick) 2001-Up	1	
232	57424	Bearing W/Race, [U140 / U151 / U240 / U241 / U250] (Forward Drum to Hub) 1999-Up	1	
235	57434	Race, [U140 / U151 / U240 / U241 / U250] (Forward Hub to Drive Gear) (Front) 1999-Up	1	
236	57435	Bearing W/Race, [U140 / U151 / U240 / U241 / U250] (Forward Hub to Drive Gear) 1999-Up	1	
237	57436	Race, [U140 / U240 / U250] (Sun Gear to Forward Planet) (Front) (.032" Thick) (2.275"OD) (1.587"ID) 1999-Up	1	
237	57436A	Race, [U151 / U241] (Sun Gear to Forward Planet) (Front) (.032" Thick) (2.333"OD) (1.587"ID) 1999-Up	1	
238	57425	Bearing, [U140 / U151 / U240 / U241 / U250] (Sun Gear to Forward Planet) (.118" Thick) (2.354"OD) 1999-Up	1	
239	57437	Race, [U140 / U240 / U241 / U250] (Sun Gear to Forward Planet) (Rear) (.032" Thick) (2.275"OD) 1999-Up	1	
239	57437A	Race, [U151 / U241] (Sun Gear to Forward Planet) (Rear) (.032" Thick) (2.335"OD) (1.528"ID) 1999-Up	1	
241	57402	Washer, [U140 / U240 / U241 / U250] (Sprag Retainer to Direct Clutch Hub) (2-Tab) (Plastic) (.086" Thick) (4.086"OD) (3.570"ID) 1999-Up	1	
241	57401	Washer, [U151] (Sprag Retainer to Direct Clutch Hub) (3-Tab) (Plastic) (.085" Thick) (3.980"OD) 1999-Up	1	
242	57402	Washer, [U140 / U151 / U240 / U241 / U250] (Forward Planet to Sprag Retainer) (2-Tab) (Plastic) (.086" Thick) (4.086"OD) (3.570"ID) 1999-Up (*Also Washer #241)	1-2	

U140 /U240 /U241 /U150 /U151 /U250

ILL#	PART#	DESCRIPTION	QTY	REF #
		WASHERS & BEARINGS (Cont)		
243	57426	Bearing W/Race, [U140 / U151 / U240 / U241 / U250 Some] (Rear Sprag Inner Race to Direct Hub W/ Sun Gear) (.140" Thick) (2.732"OD) (2.110"ID) 1999-Up (*Also Direct Drum to Rear Cover) 1999-Up	1	
246	57438	Race, [U151] (Output Planet to Sun Gear) (.031" Thick) (2.230"OD) (1.335"ID) (2-Piece) 1999-Up	1	
247	57431	Bearing W/Race, [U140 / U240 / U241 / U250] (Output Planet to Sun Gear) (.145" Thick) (2.033"OD) (1.350"ID) (1-Piece) 1999-Up	1	
247	57431A	Bearing W/Race, [U151] (Output Planet to Sun Gear) (.130" Thick) (2.220"OD) (1.280"ID) (2-Piece) 1999-Up	1	
273	57471	Collar, [U140 / U151] (Between Nut and Pinion Gear) (2.085"OD) (1.375"ID) 1999-Up	1	
273	57472E	Collar, [U240] (Between Nut and Pinion Gear) (.884" Thick) (1.965"OD) (1.375"ID) 1999-Up	1	
273	57472EA	Collar, [U241 / U250] (Between Nut and Pinion Gear) (.884") (1.888"OD) (1.375"ID) 99-Up	1	
274	57428	Caged Needle Bearing, [U140 / U151] (Underdrive Planet Shaft to Bell Housing) (14-Needles) 1999-Up	1	
274	57428E	Caged Needle Bearing, [U240 / U241 / U250] (Underdrive Planet Shaft to Bell Housing) (17-Needles) 1999-Up	1	
275	57429	Bearing W/Race, [U140 / U151] (Bell Housing to Pinion Gear) (3.333"OD) (2.260"ID) 99-Up	1	
275	57429E	Bearing W/Race, [U240 / U241 / U250] (Bell Housing to Pinion Gear) (.130") (3.068"OD) (2.09"ID) 1999-Up	1	
276	57446	Shim, [U140 / U151] (Bell Housing to Pinion Gear) (.138" or .150" Thick) (3.260"OD) (2.228"ID) 1999-Up	1	
276	57439E	Race, [U240 / U241 / U250] (Bell Housing to Pinion Gear) (.149") (2.955"OD) (2.057"ID) 1999-Up	1	
	57440G	Inner Race, [U250] (Drive Gear to Ball Bearing) (Cast # UR) 2002-Up	1-2	
278	57978	Race, [U150E / U151E Some] (Case to Drive Transfer Gear) (Looks Like Case Sleeve With 2-Cup Races Held in With Snap Ring) (Cast # AR58Z-1NSK)	1	
279	57979	Cone Bearing, [U150E / U151E Some] (Case to Drive Transfer Gear) (*Fits 1-Piece Race)	1-2	
278 279	57097	Cone Bearing W/Race, [U140 / U151 / U240 / U241] (Drive Gear to Case) (Cast # R59Z-7 NSK) (30-Rollers) 1999-Up	1-2	
278 279	57096	Cone Bearing W/Race, [U250] (Drive Gear to Case) (Cast # BA59Z-2 NSK) (22-Balls) 1999-Up	1-2	
280	57441F	Inner Race, [U151 / U241 / U250] (Driven Transfer Gear) (*Fits Ball Bearing Type #281) 1999-Up	2	
281	57097A	Cone Bearing W/Race, [U140] (Driven Transfer Gear) (Cast # 45T090904-1 KOYO) (27-Tapered) 1999-Up	1	
281	57097B	Cone Bearing W/Race, [U240] (Driven Transfer Gear) (Cast # 43KC092 NACHI) (22-Tapered) 1999-Up	1	
281	57096A	Ball Bearing, [U241 / U250 Some] (Driven Transfer Gear) (13-Balls W/ Cage) 1999-Up	2	
281	57977F	Ball Bearing, [U151] (Driven Transfer Gear) (16-Balls W/ Cage) (Without Inner Race) 01-Up	2	
281	57096B	Ball Bearing, [U250 Some] (Driven Transfer Gear) (14-Balls W/ Cage) 2001-Up	2	
287	57403	Washer, [U140 / U151 / U240 / U241 / U250] (Nut to Drive Gear) 1999-Up	1	
288 289	57098	Cone Bearing W/Race, [U140] (Differential) (Case Side) (Cast # STB5090 KOYO) (1.960"ID) (28-Rollers)	1	
288 289	89098C	Cone Bearing W/Race, [U240] (Differential) (Case Side) (Cast # 44KB721 NACHI) (1.730"ID) (23-Rollers) 1999-Up	1	
288 289	57098A	Cone Bearing W/Race, [U241 / U250 Some] (Differential) (Case Side) (Cast # STB5080) (1.965"ID) (26-Rollers) 1999-Up	1	
288 289	57098B	Cone Bearing W/Race, [U151] (Differential) (Case Side) (Cast # 30210JR-1) (1.965"ID) (19-Rollers) 2002-Up	1	
288 289	57098C	Cone Bearing W/Race, [U250] (Differential) (Case Side) (Cast # STA5076) (1.965"ID) (29-Rollers) 2005-Up	1	
290	57447	Shim, [U140 / U151] (Differential) (Case Side) (Selective) (3.525"OD) 1999-Up	1-2	
290	57447E	Shim, [U240] (Differential) (Case Side) (Selective) (2.820"OD) 1999-Up	1	
290	57447G	Shim, [U241 / U250] (Differential) (Case Side) (Selective) (3.130"OD) 1999-Up	1	

U140 /U240 /U241 /U150 /U151 /U250

ILL#	PART#	DESCRIPTION	QTY	REF #
WASHERS & BEARINGS (Cont)				
291 292	57098	Cone Bearing W/Race, [U140] (Differential) (Bell Housing Side) (Cast # STB5090 KOYO) (1.960"ID) (28-Rollers)	1	
291 292	89098	Cone Bearing W/Race, [U240] (Differential) (Bell Housing Side) (Cast # TRA080702 KOYO) (1.570"ID) (24-Rollers) 1999-Up	1	
291 292	57098D	Cone Bearing W/Race, [U241] (Differential) (Bell Housing Side) (Cast # R50-41 NSK) (1.965"ID) 1999-Up	1	
291 292	57098B	Cone Bearing W/Race, [U151] (Differential) (Bell Housing Side) (Cast # 30210JR-1) (1.965"ID) (19-Rollers) 2002-Up	1	
291 292	57098C	Cone Bearing W/Race, [U250] (Differential) (Bell Housing Side) (Cast # STA5076) (1.965"ID) (29-Rollers) 2005-Up	1	
293	57447	Shim, [U140] (Differential) (Bell Housing Side) (Selective) (3.525"OD) 1999-Up	1	
GASKETS & RUBBER COMPONENTS				
300	57500	Gasket, [U140 / U150 / U151 / U240 / U241 / U250] (Bottom Pan) (Cork) 1999-Up	1	35168-21010
300	57500D	Gasket, [U140 / U240 / U241] (Bottom Pan) (Duraprene) 1999-Up	1	
311	57516	O-Ring, [U140 / U240 / U241] (Pump Body) 1999-Up	1	
370	15989	O-Ring, [U140 / U150 / U240 / U241] (Input & Output Sensors) 1999-Up	2	
ELECTRICAL COMPONENTS				
410	57947	Neutral Safety Switch, [U140] (9-Pin Connector) 1999-Up (*Has 6-Screws That Holds It Together)	1	35240-32010
410	57947A	Neutral Safety Switch, [U151 / U240 / U241 / U250] (9-Pin Connector) (*Has 7-Rivits) 99-Up	1	
	K57958	Solenoid Kit, [U140 / U150 / U240 / U241] (5-Solenoids) 1999-Up	1	
	K57958P	Solenoid Kit, [U151] (7-Solenoids) 2002-Up	1	
421	57954	Solenoid, [U140 / U240] (#1 Shift) ("A" Shift) (SL1) (Linear) 1999-Up	1	35210-21010
422	57955	Solenoid, [U140 / U240] (#2 Shift) ("B" Shift) (SL2) (Linear) 1999-Up	1	
425	57957	Solenoid, [U140 / U240] (TCC) (DSL) ("E" Silenoid) (Lock-Up) 1999-Up	1	35240-32010
428	57958	Solenoid, [U140 / U240] (EPC -Electronic Pressure Control) (SLT)	1	35290-32010
431	57956	Solenoid, [U140 / U240] (#3 Shift) ("D" Shift) (S4)	1	35230-21010
421	57954P	Solenoid, [U150 / U151 / U250 / U251] ("A" Shift) (S1) (Linear) 2002-Up	1	
431	57956P	Solenoid, [U150 / U151 / U250 / U251] ("E" Shift) (S2), (SR) 2002-Up	1	
422	57956N	Solenoid, [U150 / U151 / U250 / U251] ("D" Shift) (SS3), (S4) 2002-Up	1	
423 /440	57955P	Solenoid, [U150 / U151 / U250 / U251] ("B" Shift) (SL2), ("C" Shift) (SL3), (Linear) 2002-Up	2	
425	57953P	Solenoid, [U150 / U151 / U250 / U251] (TCC) (DSL) (Lock-Up), 2002-Up	1	
428	57958P	Solenoid, [U150 / U151 / U250 / U251] (EPC), (SLT) (Linear) 2002-Up	1	
436 438	57952	Sensor, [U140 / U240 / U241 / U250] (Input & Output) (2-Prong) 1999-Up (With .075" Long Metal Tip)	1	
436 438	57952A	Sensor, [U151] (Input & Output) (2-Prong) (With .175" Long Metal Tip) 2001-Up	1	
446	57995	Wire Harness, [U140 / U240 / U241 / U250] (Internal) (10-Prong Connector) 1999-Up	1	
446	57995A	Wire Harness, [U151 / U250] (Internal) (13-Prong Connector) 2001-Up	1	
MISC. COMPONENT				
	57811	Drain Plug, [U140 / U151 / U240 / U241 / U250] (Allen Head) 1999-Up	1	
HARD PARTS				
500	57911	Pump Assembly, [U140 / U240] (With Crescent) (Vented) 1999-Up	1	
500	57911A	Pump Assembly, [U140 / U241 / U250 Some] (Without Crescent) (Vented) (.422" Thick Gears) 1999-Up	1	
500	57911B	Pump Assembly, [U151 / U250 Some] (Without Crescent) (Non-vented) (.460" Thick Gears) 2002-Up	1	
510	57912	Pump Body W/Gears, [U140 / U240] (With Crescent) 1999-Up (*Can Use 57912A)	1	
510	57912A	Pump Body W/Gears, [U140 / U241 / U250 Some] (Without Crescent) (.422" Thick Gears) 1999-Up	1	

U140 /U240 /U241 /U150 /U151 /U250

ILL#	PART#	DESCRIPTION	QTY	REF #
		HARD PARTS (Cont)		
510	57912B	Pump Body W/Gears, [U151 / U250 Some] (Without Crescent) (.460" Thick Gears) 2002-Up	1	
520	57913	Stator, [U140 / U240] (*Fits Body That Has Crescent) (Vented) 1999-Up	1	
520	57913A	Stator, [U140] (*Fits Body With No Crescent) (Vented) 1999-Up	1	
520	57913B	Stator, [U151 / U241 / U250] (*Fits Body With No Crescent) (Non-Vented) 2002-Up	1	
550	57716	Drum, [U140 / U151] (Underdrive Clutch #1) (4-Clutch) (With 35-Teeth Sun Gear) 1999-Up	1	
550	57716A	Drum, [U240 / U241 / U250] (Underdrive Clutch #1) (3-Clutch) 1999-Up (With 32-Teeth Sun Gear)	1	
554	57732B	Drum, [U140] (Forward W/Shaft) (6-Clutch) (26-Spline Shaft) 1999-Up	1	
554	57732A	Drum, [U151 / U241 / U250] (Forward W/Shaft) (5-Clutch) (26-Spline Shaft) 1999-Up	1	
554	57732	Drum, [U240] (Forward W/Shaft) (4-Clutch) (26-Spline Shaft) 1999-Up	1	
555	57719	Drum W/Shaft, [U140 / U240] (Direct Clutch) (4-Clutch) 1999-Up	1	
555	57719A	Drum W/Shaft, [U241 / U250 Some] (Direct Clutch) (3-Clutch) 1999-Up (1-1/4" Tall Clutch Splines)	1	
555	57719B	Drum W/Shaft, [U151 / U250 Some] (Direct / Overdrive Clutch) 2001-Up (2" Tall Clutch Splines)	1	
571	57875	Hub, [U151 / U250] (Overdrive Clutch) (40-Teeth Clutch Hub) 2001-Up (3.505" Overall Height) (*With 8-Oval Slots)	1	
574	57774	Hub, [U140 / U151 / U240 / U241 / U250] (Forward Clutch) (40-Teeth) (25-Splines) 1999-Up	1	
575	57748	Hub, [U140 / U240 / U241 / U250] (Direct Clutch With 31-Teeth Sun Gear) 1999-Up (Hub Height is 1.991" Tall)	1	
575	57748A	Hub, [U151 / U250] (Direct Clutch With 31-Teeth Sun Gear) 2001-Up (Clutch Spline Length 1.865" Tall)	1	
577	57764	Hub, [U140 / U151 / U240 / U241 / U250] (Low / Reverse Clutch) (40-Teeth) 1999-Up (15-Lugs)	1	
582	57731	Planet, [U140 / U240 / U241 / U250] (Forward) (Rear) (31-Teeth Sun Gear # 575) 1999-Up (3 Gear)	1	
582	57731A	Planet, [U140 / U240 / U241 / U250 Some] (Forward) (Rear) (4 Gear) 1999-Up (31-Teeth Sun Gear) (*Has Bushing Inside)	1	
582	57731B	Planet, [U151 / U250 Some] (Forward) (4 Gear) (31-Teeth Sun Gear # 575) 2001-Up (Splines Inside) (*No Bushing)	1	
583	K57731A	Planet Kit, [U140 / U240 / U241 / U250] (With 3 Gear Output or Front Planet) 1999-Up (Contains: # 594,577,584,247,614,237,238,239,582,575) (575 Hub Height is 1.991" Tall)	1	
583	K57731AA	Planet Kit, [U140 / U240 / U241 / U250] (With 3 Gear Output or Front Planet) 1999-Up (Contains: # 594,577,584,247,614,237,238,239,582,575) (575 Hub Height is 1.723" Tall)	1	
583	K57731	Planet Kit, [U140 / U240 / U241 / U250 Some] (With 4 Gear Output or Front Planet) 99-Up (Contains: # 594,577,584,247,614,237,238,239,582,575) (575 Hub Height is 1.991" Tall)	1	
583	K57731B	Planet Kit, [U140 / U240 / U241 / U250 Some] (With 4 Gear Output or Front Planet) (Contains: # 594,577,584,246,247,614,237,238,239,582,575) (575 Hub Height is 1.723" Tall)	1	
583	K57731C	Planet Kit, [U151] (With 4 Gear Output or Front Planet) (Contains: # 594,577,584,246,247,614,237,238,239,582,575)	1	
584	57747A	Planet, [U140 / U240 / U241 / U250] (Output) (Front) (3 Gear) 1999-Up (Uses 43-Teeth Sun Gear)	1	
584	57747	Planet, [U140 / U151 / U240 / U241 / U250] (Output) (Front) (4 Gear) (Uses 43-Teeth Sun Gear)	1	
586	57730	Planet, [U140] (Underdrive) (3 Gear) (9-1/8" Long) (Uses 25-Teeth Sun Gear) 1999-Up	1	
586	57730A	Planet, [U240 / U241] (Underdrive) (3 Gear) (8-7/8" Long) (Uses 32-Teeth Sun Gear) 99-Up	1	
586	57730B	Planet, [U151] (Underdrive) (4 Gear) (9-1/8" Long) (Uses 35-Teeth Sun Gear) 2001-Up	1	
586	57730C	Planet, [U250] (Underdrive) (4 Gear) (8-7/8" Long) (Uses 32-Teeth Sun Gear) 1999-Up	1	
594	57713	Ring Gear, [U140 / U151 / U240 / U241 / U250] (Output Planet) (77-Teeth) (40-Lugs) 99-Up	1	
596	57825	Ring Gear, [U140] (Underdrive Planet) (91-Teeth) (5-3/4"OD) 1999-Up	1	
596	57825A	Ring Gear, [U240 / U241 / U250] (Underdrive Planet) (83-Teeth) (5-5/16"OD) 1999-Up	1	
596	57825B	Ring Gear, [U151] (Underdrive Planet) (91-Teeth) (5-3/4"OD) 2001-Up	1	
614	57750	Sun Gear, [U140 / U240 / U241] (Output Planet) (43-Teeth) (No Groove) 1999-Up	1	

U140 /U240 /U241 /U150 /U151 /U250

ILL#	PART#	DESCRIPTION	QTY	REF #
		HARD PARTS (Cont)		
614	57750A	Sun Gear, [U151] (Output Planet) (43-Teeth) (1-Groove) 1999-Up	1	
614	57750B	Sun Gear, [U250] (Output Planet) (43-Teeth) (2-Grooves) 1999-Up	1	
622	57749	Shell, [U140 / U151 / U240 / U241 / U250] (Driving) (12-Lugs Each Side) 1999-Up	1	
639	57813	Spring, [U140 / U151 / U250] (Underdrive Sprag Outer Race) (Anti-Clunk) 1999-Up	1	
		SPRAGS & ONE WAY CLUTCHES		
650	57727	Sprag, [U140 / U151] (Underdrive) (24-Elements) (With Brass Caps) 1999-Up	1	
650	57727E	Sprag, [U240 / U241 / U250] (Underdrive) (15-Elements) (With Brass Caps) 1999-Up	1	
652	57724	Sprag, [U140 / U151 / U240 / U241 / U250] (Rear) (28-Elements) (With Brass Caps) 99-Up	1	
652	K57724	Sprag Assembly, [U140 / U151 / U240 / U241 / U250] (Rear) (28-Elements) 1999-Up (Contains: # 662, 652, 663, and 2- #695)	1	
652	57724E	Sprag, [U140 / U151 / U240 / U241 / U250] (Rear) (22-Elements) (With Brass Caps) 99-Up	1	
661	57943	Outer Race, [U140 / U151] (Underdrive Sprag) (3.915"ID) 1999-Up	1	
661	57943A	Outer Race, [U240 / U241 / U250] (Underdrive Sprag) (3.780"ID) 1999-Up	1	
662	57729	Inner Race, [U140 / U151 / U240 / U241 / U250] (Rear Sprag) (.848" Thick) (2.895"OD) 1999-Up	1	
663	57941	Outer Race, [U140 / U151 / U240 / U241 / U250] (Rear Sprag) (12-Lugs) 1999-Up	1	
		HARD PARTS (Cont)		
690	57690	Parking Gear, [U140 / U151] (15-Lugs) (6-3/8"OD) 1999-Up	1	
690	57690A	Parking Gear, [U240 / U241 / U250] (15-Lugs) (5-13/16"OD) 1999-Up	1	
694	57404	Retainer, [U140 / U151] (Underdrive Sprag) (4-Tabs) (4.350"OD) 1999-Up	2	
694	57404A	Retainer, [U240 / U241 / U250] (Underdrive Sprag) (4-Tabs) (4.150"OD) 1999-Up	2	
695	57404B	Retainer, [U140 / U151 / U240 / U241 / U250] (Rear Sprag) (4-Tabs) (Steel) (4.260"OD) 1999-Up	2	
698	57843	Tin Shield, [U140 / U240] (For Differential) 1999-Up	1	
710	57194	Gear, [U140] (Drive Transfer) (52-Teeth) (No Groove) 1999-Up	1	
710	57194A	Gear, [U240 / U241 / U250] (Drive Transfer) (50-Teeth) (1-Groove) 1999-Up	1	
710	57194B	Gear, [U151] (Drive Transfer) (52-Teeth) (2-Grooves) 1999-Up	1	
712	57195	Gear, [U140] (Driven Transfer With Outer Bearing Races) (53-Teeth) (No Groove) 1999-Up	1	
712	57195A	Gear, [U240] (Driven Transfer With Outer Bearing Races) (51-Teeth) (1-Groove) (Tapered Cone) 1999-Up	1	
712	57195C	Gear, [U241 / U250] (Driven Transfer With Outer Bearing Races) (51-Teeth) (1-Groove) (*Uses Ball Bearing) 1999-Up	1	
712	57195B	Gear, [U151] (Driven Transfer With Outer Bearing Races) (57-Teeth) (2-Grooves) (*Uses Ball Bearing) 2001-Up	1	
715	57181	Differential, [U140] (74-Teeth) (4-Grooves) (12-Bolt) 1999-Up	1	
715	57181A	Differential, [U240] (79-Teeth) (2-Grooves) (16-Bolt Ring Gear) (AWD) (With 33-Roller Bearing on Housing Side) (28-Rollers on Ring Gear Side)	1	
715	57181B	Differential, [U151] (77-Teeth) (3-Grooves) (16-Bolt) 1999-Up	1	
715	57181C	Differential, [U241] (74-Teeth) (3-Grooves) (12-Bolt) 1999-Up	1	
715	57181D	Differential, [U240] (78-Teeth) (5-Grooves) (8-Bolt) 1999-Up	1	
715	57181E	Differential, [U250] (78-Teeth) (No Groove) (8-Bolt) 1999-Up	1	
715	57181F	Differential, [U250] (78-Teeth) (3-Grooves) (8-Bolt) 1999-Up	1	
715	57181G	Differential, [U240] (78-Teeth) (4-Grooves) (12-Bolt) 1999-Up	1	
716	57180	Housing, [U140] (Differential) (Less Ring Gear) (12-Bolt) (No Speed-O) (28-Roller Bearing on Both Sides) 1999-Up	1	
716	57180D	Housing, [U240] (Differential) (Less Ring Gear) (8-Bolt) (25-Teeth Speed-O) (24-Roller on Bell Side) (23-Roller on Case Side) 1999-Up	1	
716	57180C	Housing, [U241] (Differential) (Less Ring Gear) (12-Bolt) (27-Teeth Speed-O) (26-Roller Bearing on Both Sides) 1999-Up	1	
716	57180B	Housing, [U151] (Differential) (Less Ring Gear) (16-Bolt) (No Speed-O) (19-Roller Bearing on Both Sides) 1999-Up	1	

U140 /U240 /U241 /U150 /U151 /U250

ILL#	PART#	DESCRIPTION	QTY	REF #
		HARD PARTS (Cont)		
716	57180E	Housing, [U250] (Differential) (Less Ring Gear) (8-Bolt) (No Speed-O) (29-Roller Bearing on Bell Side) (26-Roller Bearing on Case Side) 1999-Up	1	
730	57196	Pinion Gear, [U140] (28-Teeth) (4-Grooves) (3.325"OD) 1999-Up	1	
730	57196A	Pinion Gear, [U240 / U250] (25-Teeth) (No Groove) (2.800"OD) 1999-Up	1	
730	57196D	Pinion Gear, [U241] (27-Teeth) (3-Grooves) (3.075"OD) 1999-Up	1	
730	57196B	Pinion Gear, [U151] (25-Teeth) (1-Groove) (3.015"OD) 2001-Up	1	
730	57196C	Pinion Gear, [U250] (23-Teeth) (3-Grooves) (2.700"OD) 2001-Up	1	
		VALVE BODIES (REBUILT)		
740	TO-8620	Valve Body, [U140E / F] (5-Solenoid) 1999-Up	1	
740	TO-8621	Valve Body, [U241E] (5-Solenoid) 2000-Up	1	
		VALVE BODIES		
740	57994	Valve Body, [U140] (5-Solenoid) (With 2-Rubber Boot Seals to Case) 1999-Up	1	
740	57994A	Valve Body, [U140] (5-Solenoid) (With 3-Rubber Boot Seals to Case) 1999-Up	1	
740	57994AA	Valve Body, [U240] (5-Solenoid) (With 3-Rubber Boot Seals to Case) 1999-Up	1	
740	57994AB	Valve Body, [U241] (5-Solenoid) (With 2-Rubber Boot Seals to Case) (Cast # 80020 Filter Side) 1999-Up	1	
740	57994B	Valve Body, [U151 / U250] (7-Solenoid) (With 2-Rubber Boot Seals to Case) (Cast # 80020 on Filter Side) (Cast # 80030 on Case Side) (With 2-Accumulators on Case Side) 2001-Up	1	
740	57994BA	Valve Body, [U151 / U250] (7-Solenoid) (With 2-Rubber Boot Seals to Case) (Cast # 9181 on Both Sides) (With 3-Accumulators on Case Side) 2001-Up	1	
740	57994C	Valve Body, [U250] (5-Solenoid) (With 2-Rubber Boot Seals to Case) (Cast # 80040 on Filter Side) (Cast # 33050 on Case Side) 1999-Up	1	
		VALVE BODY COMPONENTS		
741	57917E-01K	Boost Valve & Sleeve, [U140 / U240 / U241] (Contains: 1-Valve, 1-Sleeve)	1	Sonnax
741	57917E-03K	Kit, Valve & Sleeve, (Lock-Up Control Plunger), [U140 / U240 / U241 / U151 / U250] (Contains: 1-Valve, 1-Sleeve)	1	Sonnax
741	57917E-05K	Kit, Valve & Sleeve, (Clutch Apply Control Plunger), [U140 / U240 / U241] (Contains: 1-Valve, 1-Sleeve)	1	Sonnax
741	57917E-08K	Kit, Oversize Pressure Regulator & Boost Valves, [U140 / U240 / U241] (Contains: 1-Pressure Regulator Valve, 1-Pressure Regulator Spring, 1-Boost Valve & Sleeve Assembly, and 1-Boost Valve Plug) (*Requires: 57917-TL8)	1	Sonnax
741	57917E-13K	Kit, Solenoid Modulator Valve, [U140 / U240 / U241] (Contains: 1-Solenoid Module Valve, 1-Solenoid Module Sleeve, and 1-Spring) (*Requires Tools #: F-57917E-TL13 & VB-FIX)	1	Sonnax
741	57917E-16K	Kit, Oversize Secondary Pressure Regulator Valve, [U140 / U240 / U241 / U151 / U250] (Contains: 1-Secondary Pressure Regulator Valve, 1-Matched Spring, and 1-End Plug) (*Requires Tools #: F-57917E-TL16 & VB-FIX)	1	Sonnax
		HARD PARTS		
750	57703	Bell Housing, [U140] (Open Starter Hole at 1:00) (Cast # U140E) (2.21"OD Axle Seal)	1	
750	57703A	Bell Housing, [U140 / F] (AWD) (Open Starter Hole at 1:00) (2.910"OD Axle Seal) 1999-Up	1	
750	57703AA	Bell Housing, [U240] (Closed Starter Hump at 1:00) (Cast # U240Z) (2.175"OD Axle Seal)	1	
750	57703AB	Bell Housing, [U241] (Open Starter Hole at 1:00) (Cast # U241E) (2.520"OD Axle Seal) (No Mount Holes Below Speed-O) 1999-Up	1	
750	57703B	Bell Housing, [U151] (Open Starter Hole at 1:00) (Cast # U151E) (2.200"OD Axle) 2001-Up	1	
750	57703C	Bell Housing, [U250] (Open Starter Hole at 1:00) (Cast # U241) (2.520"OD Axle Seal) (With 3-Mount Holes Below Speed-O) 1999-Up	1	
750	57703CA	Bell Housing, [U250] (Open Starter Hole at 1:00) (Cast # U250) (2.520"OD Axle Seal) (With 3-Mount Holes Below Speed-O) 2001-Up	1	
759	57702	Rear Cover, [U140] (Cast #1K) (11-Bolt) (4-Bolt Mount) (*No Tin 2-Bolt Oil Baffle) 1999-Up	1	
759	57702A	Rear Cover, [U140] (Cast #2K) (11-Bolt) (4-Bolt Mount) (Has a Tin 2-Bolt Oil Baffle) 99-Up	1	
759	57702AA	Rear Cover, [U240] (11-Bolt) (*No Mounting Holes) (*No Tin 2-Bolt Oil Baffle) 1999-Up	1	
759	57702AB	Rear Cover, [U241 / U250 Some] (11-Bolt) (1-Bolt Mount Boss) 1999-Up (Has a Tin 2-Bolt Oil Baffle)	1	

U140 /U240 /U241 /U150 /U151 /U250

ILL#	PART#	DESCRIPTION	QTY	REF #
		HARD PARTS (Cont)		
759	57702AC	Rear Cover, [U240] (11-Bolt) (*No Mounting Holes) (Has a Tin 2-Bolt Oil Baffle) 1999-Up	1	
759	57702B	Rear Cover, [U151 / U250 Some] (11-Bolts) (1-Bolt Mounting Boss) (*No Tin 2-Bolt Oil Baffle) (3-Ring Tower) 2001-Up	1	
760	57701	Case, [U140] (Cast # U140 on Top) (Uses 2-Rubber Boot Seals Valve Body to Case) 99-Up	1	
760	57701A	Case, [U140] (Cast # U140 on Top) (Uses 3-Rubber Boot Seals Valve Body to Case) 99-Up	1	
760	57701AA	Case, [U240] (Cast # U240 on Top) (Uses 3-Rubber Boot Seals Valve Body to Case) 99-Up	1	
760	57701AB	Case, [U241] (Cast # U241 on Top) (Uses 2-Rubber Boot Seals Valve Body to Case) 99-Up	1	
760	57701B	Case, [U151] (Cast # AISIN 80050 on Side of Case) (Uses 2-Rubber Boot Seals Valve Body to Case) (3.138"OD Axle Seal) (*Uses 2-Separate Races in Center of Case) (*Flat in Bottom of Case Where #967 Piston Goes) 2001-Up	1	
760	57701BA	Case, [U151] (Cast # AISIN 9184 2 on Side of Case) (Uses 2-Rubber Boot Seals Valve Body to Case) (3.138"OD Axle Seal) (*Uses 1-Piece Race Looks Like Sleeve in Center of Case Held in With Snap Ring Cast # AR58Z-1 NSK) (*Tapered in Bottom of Case Where #967 Piston Goes) 2001-Up	1	
760	57701BB	Case, [U151] (Cast # AISIN 9184 2 on Side of Case) & (Cast # 3 84 AWKL5 on Top of Case) (2-Rubber Boot Seals Valve Body to Case) (3.138"OD Axle Seal) (*Uses 1-Piece Race Looks Like Sleeve in Center of Case Held in With Snap Ring Cast # AR58Z-1 NSK) (Tapered in Bottom of Case Where #967 Piston Goes) (*Has Boss on Top For Heat Shield to Attach) (* Machined Area in Case For Transfer Gear to Clear) 2001-Up	1	
760	57701C	Case, [U250] (Cast # U250 on Top) (Uses 2-Rubber Boot Seals Valve Body to Case) 99-Up	1	
765	57801	Pan, [U140 /U240] (Bottom) (18-Bolts) (With 8-Bottom Ribs) 1999-Up	1	
765	57801A	Pan, [U241 / U250] (Bottom) (18-Bolts) (With 7-Bottom Ribs) (3-Short Ribs on a Flat Bottom) 1999-Up	1	
765	57801B	Pan, [U151] (Bottom) (18-Bolts) (With 7-Bottom Ribs) 2001-Up (3-Short Ribs on a Sloped Bottom)	1	
795	57948	Nut, [U140 / U151 / U240 / U241 / U250] (Holds Output Planet to Drive Gear) (9-Notches) 1999-Up	1	
796	57948A	Nut, [U140 / U151 / U240 / U241 / U250] (Underdrive Planet Shaft) (Pinion) 1999-Up	1	
847	57227	Gear, [U240] (Speed-O) (25 Teeth, Yellow) (Plastic) 1999-Up	1	
847	57227A	Gear, [U241] (Speed-O) (27 Teeth, Black) (Plastic) 1999-Up	1	
925	57890	Accumulator Assembly, [U140 / U240 / U241] (C1-Accumulator) (Front) 1999-Up	1	
945	57891	Accumulator Assembly, [U140 / U240 / U241] (C3-Accumulator) (Middle) 1999-Up	1	
950	57892	Accumulator Assembly, [U140 / U240 / U241] (B3-Accumulator) (Rear) 1999-Up	1	
956	57658	Housing, [U140 / U151 / U240 / U241 / U250] (2nd Brake Clutch) (Aluminum) (13-Outer Lugs) 1999-Up	1	
960	57530	Piston, [U140 / U151] (Underdrive Clutch #1) (Bonded) (2.120"ID) 1999-Up	1	
	K57940	Piston Kit, [U140] (Bonded) (Contains: 1- #960, 1- #980, 1- #965 & 1- #985) 1999-Up	1	
960	57531	Piston, [U240 / U241 / U250] (Underdrive Clutch #1) (Bonded) (1.945"ID) 1999-Up	1	
961	57807	Piston, [U140 / U151 / U240 / U241 / U250] (Underdrive Clutch #2) (Aluminum) 1999-Up	1	
962	57809	Piston, [U140 / U240] (2nd Brake Clutch) (Aluminum) (.770" Thick) 1999-Up	1	
962	57809A	Piston, [U140 / U240] (2nd Brake Clutch) (Aluminum) (.740" Thick) 1999-Up	1	
962	57809C	Piston, [U241 / U250] (2nd Brake Clutch) (Aluminum) (.927" Thick) 1999-Up	1	
962	57809B	Piston, [U151] (2nd Brake Clutch) (Aluminum) (.790" Thick) 1999-Up	1	
963	57524	Piston, [U151 / U250] (Overdrive Clutch) (Bonded) (.705" Thick) (5.625"OD) (2.095"ID) 2001-Up	1	
964	57808	Piston, [U140 / U240 / U250 Some] (Forward Clutch) (Aluminum) 1999-Up	1	
964	57529	Piston, [U151 / U240 / U241 / U250 Some] (Forward Clutch) (Bonded) 1999-Up	1	
965	K5752B	Piston Kit, [U140 / U240 / U241 / U250] (Direct Clutch) (Bonded) (6-3/16"OD) (2.077"ID) (Comes with Direct Clutch, Bonded Spring Retainer) 1999-Up	1	
965	57924	Piston/Housing, [U151 / U250] (Direct Clutch) (Bonded) (6-1/2"OD) (1.708" Tall) (*Uses Inner O-Ring) (*Also the Overdrive Clutch Housing) 2001-Up	1	
967	57806	Piston, [U140] (Low / Reverse Clutch) (Aluminum) (.551" Thick at Edge) 1999-Up	1	
967	57806B	Piston, [U240 / U241 / U250] (Low / Reverse Clutch) (Aluminum) 1999-Up (.850" Thick at Edge)	1	

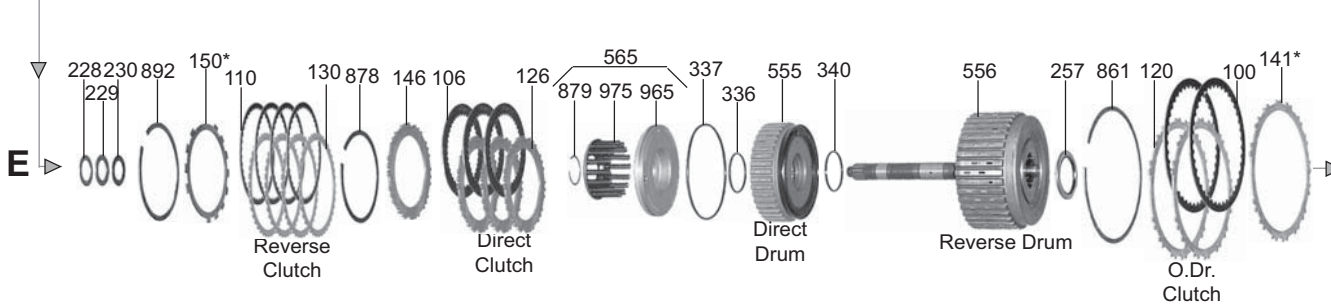
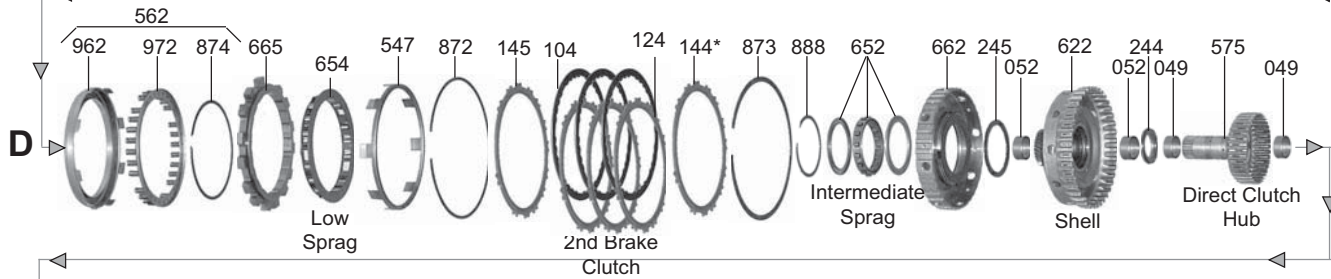
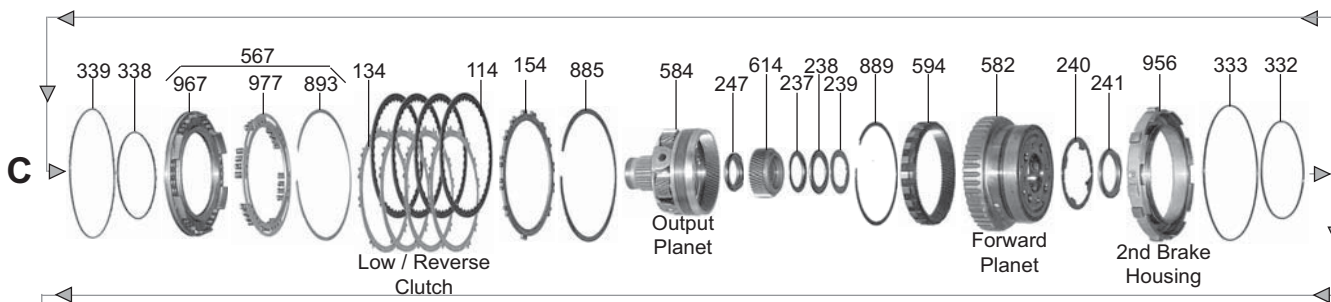
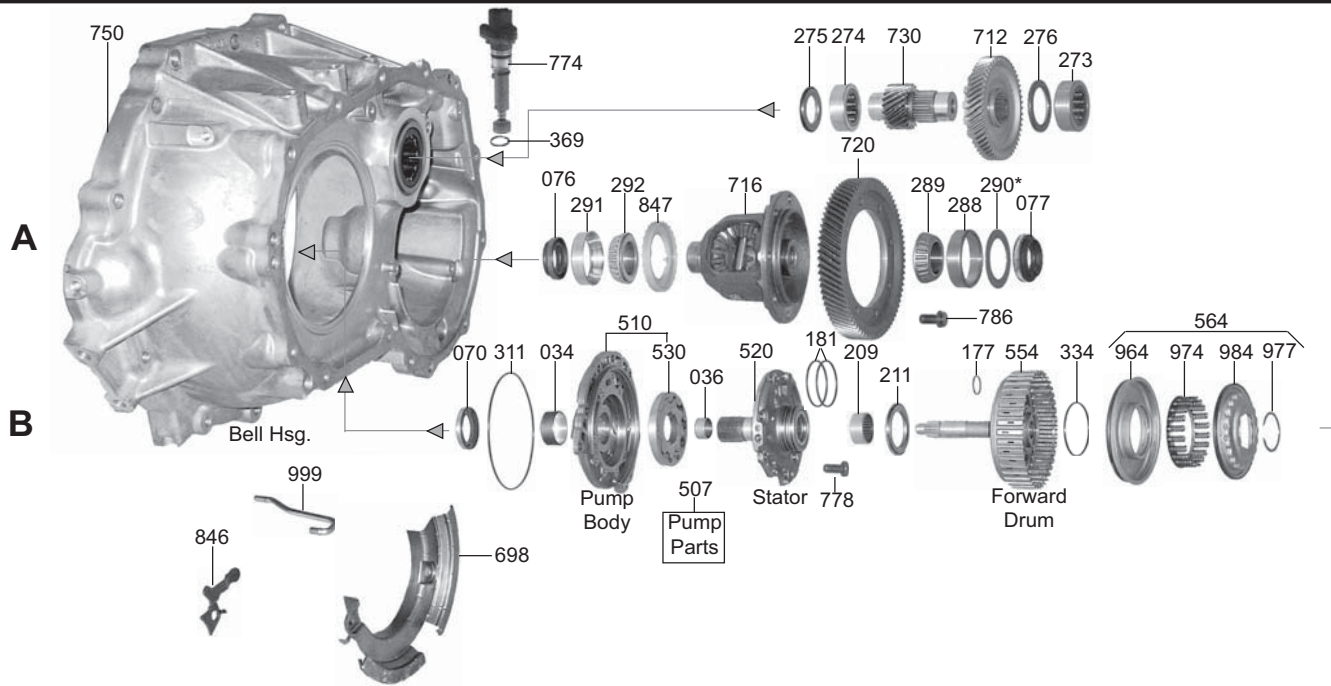
U140 /U240 /U241 /U150 /U151 /U250

ILL#	PART#	DESCRIPTION	QTY	REF #
		HARD PARTS (Cont)		
967	57806A	Piston, [U151] (Low / Reverse Clutch) (Aluminum) (.750"Thick) (Flat on Top) 2002-Up	1	
967	57806AA	Piston, [U151] (Low / Reverse Clutch) (Aluminum) (.845"Thick) 2002-Up (Has Raised Area on Top)	1	
970	57971	Springs, [U140 / U151] (Underdrive Clutch #1 Return) (16-Springs) 1999-Up	1	
970	57971A	Springs, [U240 / U241 / U250] (Underdrive Clutch #1 Return) (18-Springs) 1999-Up	1	
971	57972	Springs W/Retainer, [U140 / U151 / U240 / U241 / U250] (Underdrive Clutch #2) (24-Springs) 1999-Up	1	
972	57974	Retainer W/Springs, [U140 / U151 / U240 / U241 / U250] (2nd Brake Clutch) 1999-Up	1	
974	57973	Retainer W/Springs, [U140 / U240 / U250 Some] (Forward Clutch Return) (2.270"ID) 99-Up	1	
974	57973A	Retainer W/Springs, [U151 / U241 / U250 Some] (Forward Clutch Return) (2.970"ID) 99-Up	1	
975	57975	Springs, [U140 / U240 / U241 / U250] (Direct Clutch Return) (20-Springs) 1999-Up	1	
975	57975A	Springs, [U151 / U250] (Direct / Overdrive Clutch Return) (22-Springs) 2001-Up	1	
977	57970	Retainer W/Springs, [U140 / U151 / U240 / U241 / U250] (Low / Reverse Clutch Return) 1999-Up	1	
980	57930	Retainer, [U140 / U151] (Underdrive Clutch #1 Spring) (Bonded) (4.200"OD) 1999-Up	1	
980	57930A	Retainer, [U240 / U241 / U250] (Underdrive Clutch #1 Spring) (Bonded) (4.160"OD) 99-Up	1	
	57529A	Retainer, [U151 / U240 / U241 / U250 Some] (Forward Clutch Spring) (Bonded) 1999-Up	1	
985	57932	Retainer, [U140 / U240 / U241 / U250 Some] (Direct Clutch Spring) (Bonded) (4.540"OD) (1.588"ID) (*Included in K5752B Direct Clutch, Piston Set)	1	
985	57932A	Retainer, [U151 / U250] (Overdrive Clutch Spring) (Bonded) (4.775"OD) (1.335"ID) 01-Up	1	
991	K57676	Linkage Assembly, [U140 / U151 / U240 / U241 / U250] (Internal) 1999-Up	1	
992	57675A	Shift Lever, [U140 / U151 / U240 / U241 / U250] (External) (Cast #A) 1999-Up	1	
995	K57678	Park Pawl Assembly, [U140 / U151] (*Uses .471"OD Pin) 1999-Up	1	
995	K57678A	Park Pawl Assembly, [U240 / U241 / U250] (*Uses .463"OD Pin) 1999-Up	1	
996	57280	Cooler Line Fitting, [U140 / U151 / U240 / U241 / U250] (Elbow) 1999-Up	1	
996	57281	Cooler Line Fitting, [U140 / U151 / U240 / U241 / U250] (Straight) 1999-Up	1	

NOTES:

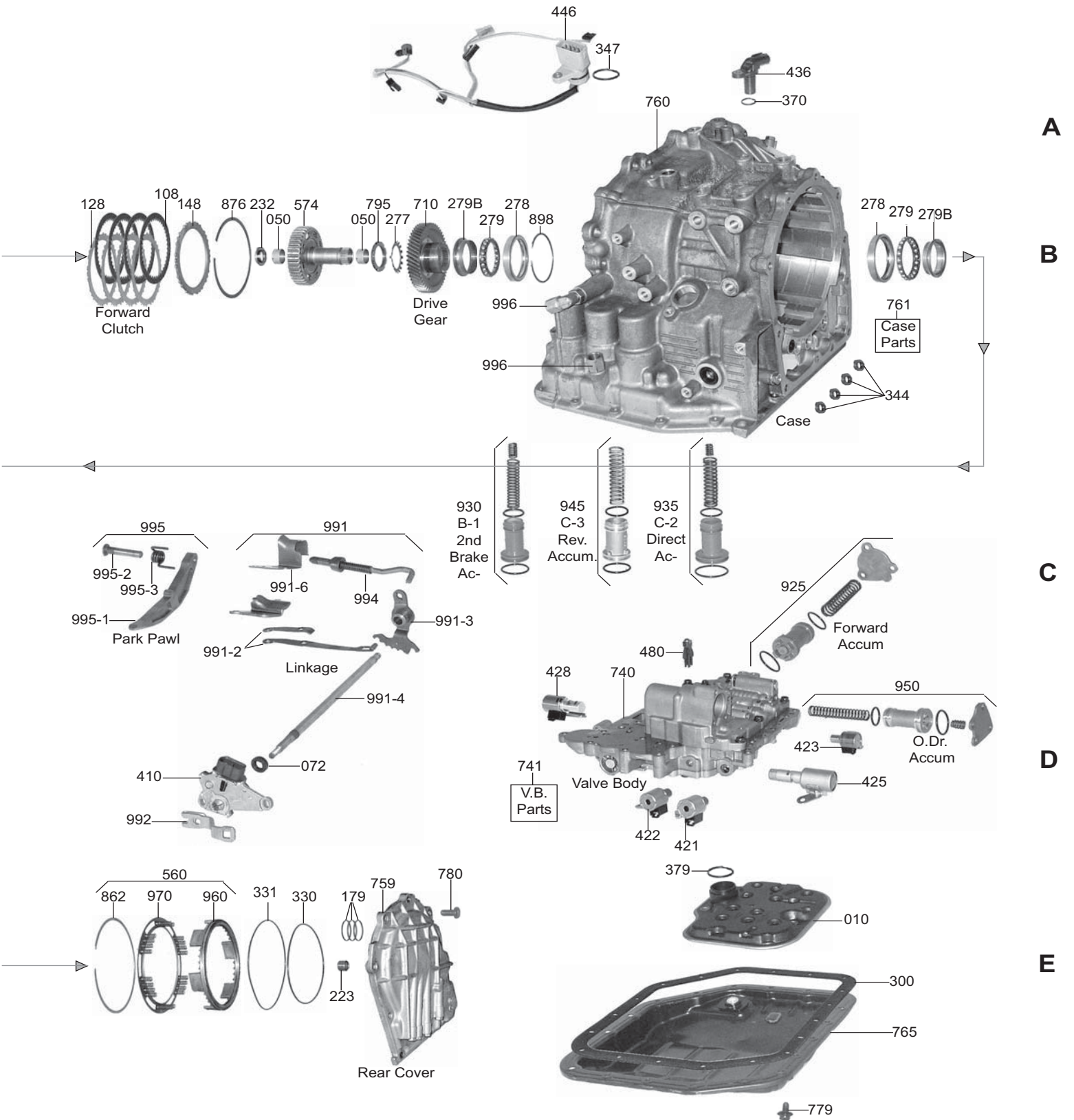
U340E / U341E / U341F

FWD 4 Speed



U340E / U341E / U341F

FWD 4 Speed



U340E / U341E / U341F

ILL#	PART#	DESCRIPTION	QTY	REF #
		OVERHAUL KITS		
	K57900MP	Overhaul Kit, [U340E / U341E / U341F] (With Bonded Pistons) 1999-Up	1	
	K57900M	Overhaul Kit, [U340E / U341E / U341F] (Without Bonded Pistons) 1999-Up	1	
	*****	*All Kits Without Transfer Case Components > *Use Kit # K57900MT	****	
		SUB KITS & BONDED PISTON KITS		
	K57900MT	Sub Kit, [U341F] (*Transfer Case) 1999-Up	1	
	K57940M	Kit, Bonded Pistons [U340E / U341E / U341F] (3-Pistons) 1999-Up	1	
		MASTER L/STEELS KITS		
	DK5700MP-S	Master L/Steels Kit, [U340E / U341E / U341F] (With Pistons) (Scion XA, XB>2004-06), (Matrix>2003-07), (Echo>2000-06), (Yaris>2007), (Celica GT>2000-06), (1.8L Single Cam), (Corolla>2003-07), (Pontiac Vibe>2003-07)	1	
	DK5700M-S	Master L/Steels Kit, [U340E / U341E / U341F] (Without Pistons) (Scion XA, XB>2004-06), (Matrix>2003-07), (Echo>2000-06), (Yaris>2007), (Celica GT>2000-06), (1.8L Single Cam), (Corolla>2003-07), (Pontiac Vibe>2003-07)	1	
		MASTER W/STEELS KITS		
	DK5700MP	Master W/Steels Kit, [U340E / U341 E / U341F] (With Pistons) (Scion XA, XB>2004-06), (Matrix>2003-07), (Echo>2000-06), (Yaris>2007),(Celica GT>2000-06), (1.8L Single Cam), (Corolla>2003-07), (Pontiac Vibe>2003-07)	1	
	DK5700M	Master W/Steels Kit, [U340E / U341E / U341F] (Without Pistons) (Scion XA, XB>2004-06), (Matrix>2003-07), (Echo>2000-06), (Yaris>2007), (Celica GT>2000-06), (1.8L Single Cam), (Corolla>2003-07), (Pontiac Vibe>2003-07)	1	
		FILTER		
010	57710M	Filter, [U340E / U341E / U341F] (Toyota) (4-Speed) (FWD & AWD) 1999-Up	1	
		BUSHINGS		
	K57901M	Bushing Kit, [U340E / U341E / U341F] 1999-Up	1	
034	67001	Bushing, [U340E / U341E / U341F] (Pump Body) 1999-Up	1	
036	57002M	Bushing, [U340E / U341E / U341F] (Stator) (Front) 1999-Up	1	
049	57013MA	Bushing, [U340E / U341E / U341F] (Direct Clutch Hub) (*Takes 2) 1999-Up	2	
050	57013MB	Bushing, [U340E / U341E / U341F] (Forward Clutch Hub) (*Takes 2) 1999-Up	2	
052	57024M	Bushing, [U340E / U341E / U341F] (Shell) (*Takes 2) 1999-Up	2	
		METAL CLAD SEALS		
070	67550	Seal, [U340E / U341E / U341F] (Front Pump) 1999-Up	1	90311-38077
072	78197	Seal, [U340E / U341E / U341F] (Linkage) 1999-Up	1	
077	57152M	Seal, [U340E] (Left, Axle) 1999-Up	1	90311-34022
076	57153M	Seal, [U340E] (Right, Axle) 1999-Up	1	90311-34023
077	57152N	Seal, [U341E] (Left, Axle) 1999-Up	1	90311-35045
076	57153N	Seal, [U341E] (Right, Axle) 1999-Up	1	90311-35046
076	57153NA	Seal, [U341F] (AWD) (Right, Axle) 2003-Up	1	
		FRICTION CLUTCHES		
100	57108M	Friction, [U340E / U341E / U341F] (Overdrive / 2nd Coast Clutch) (.071") (40-Teeth) (6.325"OD) 1999-Up	2	34633-52020
104	57105M	Friction, [U340E / U341E / U341F] (2nd Brake Clutch) (.071") (32-Teeth) 1999-Up	3	35682-52020
106	57104M	Friction, [U340E / U341E / U341F] (Direct Clutch) (.071") (40-Teeth) (4.370"OD) 1999-Up	3	35667-52020
108	57103M	Friction, [U340E / U341E / U341F] (Forward Clutch) (.071") (40-Teeth) (5.100"OD) (*Starburst) 1999-Up	4	35633-52020
110	57101M	Friction, [U340E / U341E / U341F] (Reverse Clutch) (.073") (32-Teeth) (4.590"OD) 1999-Up	2-3	35677-52020
114	57109M	Friction, [U340E / U341E / U341F] (Low / Reverse Clutch) (.071") (43-Teeth) (6.035"OD) 1999-Up	4	35682-52040
	K57100M	Friction Module, [U340E / U341E / U341F] 1999-Up	1	

U340E / U341E / U341F

ILL#	PART#	DESCRIPTION	QTY	REF #
		STEEL CLUTCHES		
120	57118M	Steel, [U340E / U341E / U341F] (Overdrive Clutch) (.118") (15-Teeth) (5.650"ID) 1999-Up	2	34625-52060
124	57115N	Steel, [U341] (2nd Brake Clutch) (.078") (13-Teeth) 1999-Up	3	35692-52020
124	57115M	Steel, [U340E] (2nd Brake Clutch) (.118") (13-Teeth) (*Also 2nd Brake Pressure Plate #144) 1999-Up	3-4	35678-52020
126	57114M	Steel, [U340E / U341E / U341F] (Direct Clutch) (.119") (30-Teeth) (3.385"ID) 1999-Up	3	35675-52040
128	57113M	Steel, [U340E / U341E / U341F] (Forward Clutch) (.075") (30-Teeth) (4.265"ID) 1999-Up	4	35634-52020
130	57111M	Steel, [U340E / U341E / U341F] (Reverse Clutch) (.070") (30-Teeth) (3.870"ID) 1999-Up	2-3	35648-52020
134	57117M	Steel, [U340E / U341E / U341F] (Low / Reverse Clutch) (.070") (13-Teeth) (5.400"ID) 99-Up	4	35693-52040
	K57110M	Steel Module, [U340E / U341E / U341F] 1999-Up	1	
		PRESSURE PLATES		
144	57115M	Pressure Plate, [U340E / U341E / U341F] (2nd Brake Clutch) (.118") (13-Teeth) 1999-Up	1	
141	57133M	Apply Plate, [U340E / U341E / U341F] (Overdrive Clutch) (Bottom) (Selective) (5.660"ID) 1999-Up	1	
145	57138M	Apply Plate, [U340E / U341E / U341F] (2nd Brake Clutch) (.126") (13-Teeth) 1999-Up	1	
146	57132M	Pressure Plate, [U340E / U341E / U341F] (Direct Clutch) (Selective) (30-Teeth) (3.045"ID) 1999-Up	1	
148	57131M	Pressure Plate, [U340E / U341E / U341F] (Forward Clutch) (Top) (Selective) (30-Teeth) 1999-Up	1	
150	57139M	Pressure Plate, [U340E / U341E / U341F] (Reverse Clutch) (Top) (Selective) 1999-Up	1	
154	57140M	Pressure Plate, [U340E / U341E / U341F] (Low / Reverse Clutch) (.142") (Cast #1) (13-Teeth) 1999-Up	1	
		SEALING RINGS		
	K57903M	Ring Kit, [U340E / U341E / U341F] (Teflon) 1999-Up	1	
177	57301MT	Ring, [U340E / U341E / U341F] (Forward Clutch) (Input Shaft) (Teflon) 1999-Up	1	
179	57303MT	Ring, [U340E / U341E / U341F] (Reverse Clutch Drum) (In Rear Cover) (Teflon) 1999-Up	3	
181	57300MT	Ring, [U340E / U341E / U341F] (Stator Shaft) (*Takes 2) (Teflon) 1999-Up	2	
		WASHERS & BEARINGS		
209	57415M	Caged Needle Bearing, [U340E / U341E / U341F] (Stator) (Rear) (1.235"OD) 1999-Up	1	
211	57416M	Bearing W/Races, [U340E / U341E / U341F] (Stator to Forward Drum) (1.700"OD) 1999-Up	1	
223	57420M	Caged Needle Bearing, [U340E / U341E / U341F] (Presses Into Rear Cover) 1999-Up	1	
228	57422M	Race, [U340E / U341E / U341F] (Direct Clutch Hub to Direct Drum) (Front) 1999-Up	1	
229	57426M	Bearing, [U340E / U341E / U341F] (Direct Clutch Hub to Direct Drum) (1.455"OD) 1999-Up	1	
230	57435M	Race, [U340E / U341E / U341F] (Direct Clutch Hub to Direct Drum) (Rear) 1999-Up	1	
232	57424M	Bearing W/Races, [U340E / U341E / U341F] (Forward Drum to Hub) (1.364"OD) 1999-Up	1	
237	57436M	Race, [U340E / U341E / U341F] (Output Planet Sun Gear to Forward Planet) (Front) 99-Up	1	
238	57425M	Bearing, [U340E / U341E / U341F] (Output Planet Sun Gear to Forward Planet) 1999-Up	1	
239	57437M	Race, [U340E / U341E / U341F] (Output Planet Sun Gear to Forward Planet) (Rear) (.032" Thick) (Center Hole is Squared Off) 1999-Up	1	
240	57405M	Washer, [U340E / U341E / U341F] (Forward Planet to 2nd Brake Clutch Hub) (4-Tab) (Plastic) (.060" Thick) 1999-Up	1	
241	57401M	Bearing W/Races, [U340E / U341E / U341F] (Forward Planet to #1 Sprag) 1999-Up	1	
244	57421M	Bearing W/Races, [U340E / U341E / U341F] (Shell to Direct Clutch Hub) (1.740"OD) 99-Up	1	
245	57402M	Washer, [U340E / U341E / U341F] (#1 Sprag Outer Race to Shell) (2-Tab) (Plastic) (.092" Thick) 1999-Up	1	
247	57431M	Bearing W/Races, [U340E / U341E / U341F] (Output Planet to Sun Gear) 1999-Up	1	
257	57423M	Bearing W/Races, [U340E / U341E / U341F] (Reverse Drum to Rear Cover) 1999-Up	1	
273	57430M	Caged Needle Bearing, [U340E / U341E / U341F] (Pinion Shaft to Case) (Cast # VP35-5) 1999-Up	1	
274	57428M	Caged Needle Bearing, [U340E / U341E / U341F] (Pinion to Bell Housing) (Cast # NQ356520) 1999-Up	1	

U340E / U341E / U341F

ILL#	PART#	DESCRIPTION	QTY	REF #
		WASHERS & BEARINGS (Cont)		
275	57429M	Bearing W/Races, [U340E / U341E / U341F] (Pinion to Bell Housing) (1.555"OD) 1999-Up	1	
276	57429MA	Bearing W/Races, [U340E / U341E / U341F] (Driven Transfer Gear to Case) 1999-Up	1	
277	57404M	Washer, [U340E / U341E / U341F] (Output Drive Gear to Output Planet) 1999-Up (*Under Nut)	1	
278 279	57979M	Cone Bearing, [U340E / U341E / U341F] (Output Gear to Case) (Cast # R52Z-5 NSX) (28-Rollers) 1999-Up (2.061"ID) (With Inner Race) (*Also Fits Output Planet to Case) (3.388"OD) (.492" Thick)	1-2	
278 279	57979MA	Ball Bearing W/Races, [U340E / U341E / U341F] (Output Gear to Case) (17-Balls) (Plastic Cage) 1999-Up (Cast # BA52Z-2NSK) (2.061"ID) (3.388"OD) (.510" Thick) (*Also Fits Output Planet to Case)	1-2	
278 279	57979MB	Ball Bearing W/Races, [U340E / U341E / U341F] (Output Gear to Case) (20-Balls) (Plastic Cage) 1999-Up (Cast # BA52Z-1NSX) (2.061"ID) (3.388"OD) (.490" Thick) (*Also Fits Output Planet to Case)	1-2	
288 289	89098C	Cone Bearing W/Race, [U340E / U341E / U341F] (Differential to Case) (Cast # 44KB721) (1.731"ID) (2.835"OD) (23-Rollers) 1999-Up	1	
290	57432M	Shim, [U340E / U341E / U341F] (Differential to Case) (Selective) (2.825"OD) 1999-Up	1	
291 292	89098	Cone Bearing W/Race, [U340E / U341E] (Differential to Bell Housing) (Cast # TRA080702) (1.575"ID) (2.678"OD) (24-Rollers) 1999-Up	1	
291 292	57098E	Cone Bearing W/Race, [U341F] (AWD) (Differential to Bell) (27-Rollers) (2.993"OD) (Cast # KOYO ST5076) 1999-Up	1	
		GASKETS & RUBBER COMPONENTS		
300	57500M	Gasket, [U340E / U341E / U341F] (Bottom Pan) 1999-Up	1	
311	57516M	O-Ring, [U340E / U341E / U341F] (Pump Body) 1999-Up	1	
344	57167M	Seals, [U340E / U341E / U341F] (Rear Cover to Case & Valve Body) (Front) (*Takes 5) 1999-Up	5	
370	15989	O-Ring, [U340E / U341E / U341F] (Input & Output Sensors) 1999-Up	2	
		ELECTRICAL COMPONENTS		
410	57947M	Switch, [U340E / U341E / U341F] (PRNDL) 1999-Up	1	
420	K57957M	Solenoid Kit, [U340E] (5-Solenoids) 1999-Up	1	52-9027
420	K57957N	Solenoid Kit, [U341E / U341F] (5-Solenoids) 1999-Up	1	52-9028
421	57945M	Solenoid, [U340E / U341E / U341F] (#1 Shift) (S1) 1999-Up	1	
422	57955M	Solenoid, [U340E / U341E / U341F] (#2 Shift) (S2) 1999-Up	1	
423	57956M	Solenoid, [U340E / U341E / U341F] (#3 Shift) (S3) 1999-Up	1	
425	57958M	Solenoid, [U340E / U341E / U341F] (TCC) (Lock-Up) 1999-Up	1	
428	57957M	Solenoid, [U340E] (EPC) (*Echo Scion Only) 1999-02	1	
428	57957N	Solenoid, [U341E / U341F] (EPC) 1999-Up	1	
436	57952M	Sensor, [U340E / U341E / U341F] (Output Speed) 1999-Up	1	
438	57953M	Sensor, [U340E / U341E / U341F] (Input Speed) (TSS) 1999-Up	1	
446	57995M	Wire Harness, [U340E / U341E / U341F] (8-Pin Case Connector) 1999-Up (With (4) 1-Wire & (2) 2-Wire Connectors)	1	
		MISC. COMPONENT		
480	57814	Plunger W/Ball, [U340E / U341E / U341F] (Sets In Case Under Valve Body) 1999-Up	1	
		HARD PARTS		
	57911M	Pump Complete, [U340E / U341E / U341F] 1999-Up	1	
510	57912M	Pump Body W/Gears, [U340E / U341E / U341F] (With 9-Teeth Inner Gear) 1999-Up	1	
520	57913M	Stator, [U340E / U341E / U341F] 1999-Up	1	
530	K57201M	Gear Set, [U340E / U341E / U341F] (Front Pump) (With 9-Teeth Inner Gear) (.372" Thick) 1999-Up	1	
547	57815M	Apply Ring, [U340E / U341E / U341F] (2nd Brake Clutch) (8-Legs) (5.705"ID) 1999-Up	1	
554	57732M	Drum W/Shaft, [U340E / U341E / U341F] (Forward Clutch) (4 Clutch) 1999-Up (26-Spline Shaft)	1	

U340E / U341E / U341F

ILL#	PART#	DESCRIPTION	QTY	REF #
		HARD PARTS (Cont)		
555	57719M	Drum, [U340E / U341E / U341F] (Direct Clutch) (W/ Bonded Rubber) (3 Clutch) 1999-Up (1.575" Tall)	1	
556	57735M	Drum W/Shaft, [U340E / U341E / U341F] (Reverse Clutch) (3 Clutch) 1999-Up (14-Spline Shaft)	1	
574	57774M	Hub, [U340E / U341E / U341F] (Forward Clutch) (40-Teeth) (26-Splines) (3.485" Tall) 99-Up	1	
575	57748M	Hub, [U340E / U341E / U341F] (Direct Clutch) (40-Teeth Hub) (3.650" Long) 1999-Up	1	
582	57731M	Planet, [U340E / U341E / U341F] (Forward) (4 Gear) (With 44-Teeth Low / Reverse Clutch Hub) 1999-Up	1	
583	K57731M	Planet Kit, [U340E / U341E / U341F] (With 4 Gear Front & Rear Planet) 1999-Up (Contains: # 584, 247, 614, 237, 238, 239, 889, 594, 582, 241, 622)	1	
584	57747M	Planet, [U340E / U341E / U341F] (Output) (4 Gear) (Uses 46-Teeth Sun Gear) (With 75-Teeth Ring Gear) 1999-Up	1	
594	57713M	Ring Gear, [U340E / U341E / U341F] (Output Planet) (85-Teeth) (22-Lugs) 1999-Up	1	
614	57750M	Sun Gear, [U340E / U341E / U341F] (Output Planet) (46-Teeth) (.868" Thick) (2.305"OD) 1999-Up	1	
622	57749M	Shell W/Sun Gear, [U340E / U341E / U341F] (32-Teeth Sun Gear) (40-Teeth Clutch Hub) 1999-Up	1	
639	57813M	Spring, [U340E / U341E / U341F] (Anti-Clunk) (Sets Between the Case and #665) 1999-Up	1	
		SPRAGS & ONE WAY CLUTCHES		
652	57724M	Sprag, [U340E / U341E / U341F] (Rear) (16-Elements) 1999-Up	1	
654	57727M	Sprag, [U340E / U341E / U341F] (Front) (15-Roller) (With Plastic Cage) 1999-Up	1	
662	57729M	Outer Race, [U340E / U341E / U341F] (Rear Sprag) (.770" Thick) 1999-Up	1	
665	57729MA	Outer Race, [U340E / U341E / U341F] (Front Sprag) (15-Outer Lugs) (.475" Thick) (*For 15-Roller Sprag)	1	
698	57843M	Oil Def ector, [U340E / U341E] (Differential) (Tin) (2-Bolt) (5-1/4" Bolt Holes Center) (2WD Only) 1999-Up	1	
698	57843MA	Oil Def ector, [U341F] (Differential) (Tin) (2-Bolt) (5-3/8" Bolt Hole Centers) (AWD Only) 1999-Up	1	
710	57194M	Gear, [U340E / U341E / U341F] (Output Drive) (Transfer) (52-Teeth) 1999-Up	1	
712	57195M	Gear, [U340E / U341E / U341F] (Driven Transfer) (53-Teeth) (15-Parking Lugs) 1999-Up	1	
712	57195MA	Gear, [U340E / U341E / U341F] (Driven Transfer) (52-Teeth) (15-Parking Lugs) 1999-Up	1	
716	57180M	Housing, [U340E / U341E / U341F] (Differential) (Less Ring Gear) (8-Bolt) (25-Teeth Speed-O) (1.060"ID of Axle Hub) (23-Splined Axle Gear) (24-Roller Bearing Speed-O Side) (23-Roller Ring Gear Side) 1999-Up	1	
716	57180MA	Housing, [U340E / U341E] (Differential) (Less Ring Gear) (8-Bolt) (25-Teeth Speed-O) (1.102"ID Axle Hub) (20-Splined Axle Gear) (24-Roller Bearing on Speed-O Side) (23-Roller Bearing Ring Gear Side) 1999-Up	1	
716	57180MB	Housing, [U341F] (AWD) (Differential) (Less Ring Gear) (8-Bolt) (27-Teeth Speed-O) (1.012"ID Axle Hub) (20-Splined Axle Gear) (27-Roller Bearing Speed-O Side) (23-Roller Bearing Ring Gear Side) (Hub has 40-Splines that Extends Through the Bell Housing) 1999-Up	1	
720	57190M	Ring Gear, [U340E / U341E] (Differential) (77-Teeth) (2-Grooves) (8-Bolt) 1999-Up	1	
720	57190MB	Ring Gear, [U341F] (AWD) (Differential) (79-Teeth) (4-Grooves) (8-Bolt) 1999-Up	1	
730	57196M	Pinion, [U340E / U341E] (Shaft) (20-Teeth) (2-Grooves) 1999-Up	1	
730	57196MB	Pinion, [U341F] (AWD) (Shaft) (19-Teeth) (3-Grooves) 1999-Up	1	
		VALVE BODY		
740	57994M	Valve Body, [U340E / U341E / U341F] (5-Solenoids) 1999-Up	1	
		HARD PARTS		
750	57703M	Bell Housing, [U340E] (Cast # U340E) (6-1/8" Top Bolts) 1999-Up (Starter at 3:00)	1	
750	57703MA	Bell Housing, [U341E] (Cast # U341E) (5-3/8" Top Bolts) 1999-Up (Starter at 2:00)	1	
750	57703MB	Bell Housing, [U341F] (AWD) (Cast # U341F) (5-3/8" Top Bolts) 1999-Up (Starter at 2:00) (With 4-Bolt Flange for AWD)	1	

U340E / U341E / U341F

ILL#	PART#	DESCRIPTION	QTY	REF #
		HARD PARTS (Cont)		
759	57702M	Rear Cover, [U340E / U341E / U341F] (11-Bolt) (No Mount) 1999-Up	1	
760	57701M	Case, [U340E] (Cast # U340 Next to Dipstick) (19-Bolt Pan) (14-Bolts to Bell) 1999-Up	1	
760	57701MA	Case, [U341E] (Cast # U341 Next to Dipstick) (19-Bolt Pan) (14-Bolts to Bell) 1999-Up	1	
760	57701MB	Case, [U341F] (AWD) (Cast # U341 Next to Dipstick) (19-Bolt Pan) (14-Bolts to Bell) 99-Up	1	
765	57801M	Pan, [U340E / U341E / U341F] (Bottom) (19-Bolt) (With Drain Plug) 1999-Up	1	
774	57922M	Speed-O Housing, [U340E / U341E / U341F] (25-Teeth Gear) 1999-Up (With 3-Prong Connectors)	1	
795	57948M	Nut, [U340E / U341E / U341F] (Output Drive Gear to Output Planet) (9-Notches) 1999-Up	1	
846	57894M	Bracket, [U340E / U341E / U341F] (Holds Differential Lube Tube) 1999-Up	1	
847	57227	Gear, [U340E / U341E] (Speed-O Drive) (25-Teeth) (Yellow Plastic) 1999-Up	1	
847	57227A	Gear, [U341F] (AWD) (Speed-O Drive) (27-Teeth) 1999-Up	1	
930	57893M	Accumulator Assembly, [U340E / U341E / U341F] (2nd Brake) (B-1) 1999-Up	1	
935	57895M	Accumulator Assembly, [U340E / U341E / U341F] (Direct) (C-2) 1999-Up	1	
945	57891M	Accumulator Assembly, [U340E / U341E / U341F] (Reverse) (C-3) 1999-Up	1	
956	57658M	Housing, [U340E / U341E / U341F] (2nd Brake Clutch) (Alumunim) (9-Lugs) (4.552"ID) 1999-Up	1	
960	57810M	Piston, [U340E / U341E / U341F] (Overdrive Clutch) (Aluminum) (1.059" Thick) 1999-Up	1	
962	57809M	Piston, [U340E / U341E / U341F] (2nd Brake Clutch) (Steel) (8-Legs) (4.880"ID) 1999-Up	1	
964	57529M	Piston, [U340E / U341E / U341F] (Forward Clutch) (Bonded) 1999-Up	1	
965	57811M	Piston, [U340E / U341E / U341F] (Direct Clutch) (Aluminum) (4.359"OD) 1999-Up	1	
967	57806M	Piston, [U340E / U341E / U341F] (Low / Reverse Clutch) (Aluminum) (5.938"OD) 1999-Up	1	
970	57971M	Springs W/Retainer, [U340E / U341E / U341F] (Overdrive Clutch Return) (24-Springs) 1999-Up	1	
972	57974M	Springs W/Retainer, [U340E / U341E / U341F] (2nd Brake Clutch) (28-Springs) 1999-Up	1	
974	57973M	Springs, [U340E / U341E / U341F] (Forward Clutch Return) (20-Springs) 1999-Up	1	
975	57975M	Springs W/Retainer, [U340E / U341E / U341F] (Direct Clutch Return) (16-Springs) 1999-Up	1	
977	57970M	Springs W/Retainer, [U340E / U341E / U341F] (Low / Reverse Clutch) (6-1/8"OD) 1999-Up	1	
984	57529MA	Retainer, [U340E / U341E / U341F] (Forward Clutch Spring) (Bonded) 1999-Up	1	
991	K57676M	Linkage Assembly, [U340E / U341E / U341F] (Internal) 1999-Up	1	
995	K57678M	Park Pawl Assembly, [U340E / U341E / U341F] 1999-Up	1	
996	57280M	Fitting, [U340E / U341E / U341F] (Cooler Line) (Upper, Elbow) 1999-Up	1	
996	57281M	Fitting, [U340E / U341E / U341F] (Cooler Line) (Lower, Straight) 1999-Up	1	
999	57679M	Oil Tube, [U340E / U341E / U341F] (Differential Lube) (4-3/8" Long) 1999-Up	1	

NOTES:

The Customers Who Buy Our Electronic Transmission Parts Think of Us as The

Import Parts Specialists.

Rostra Performance Class

SOLENOIDS



**Solenoids, Sensors, Modulators, Harnesses, and more
for Honda, Toyota, Mazda, Volkswagen, Aisin Warner and more.**



Rostra

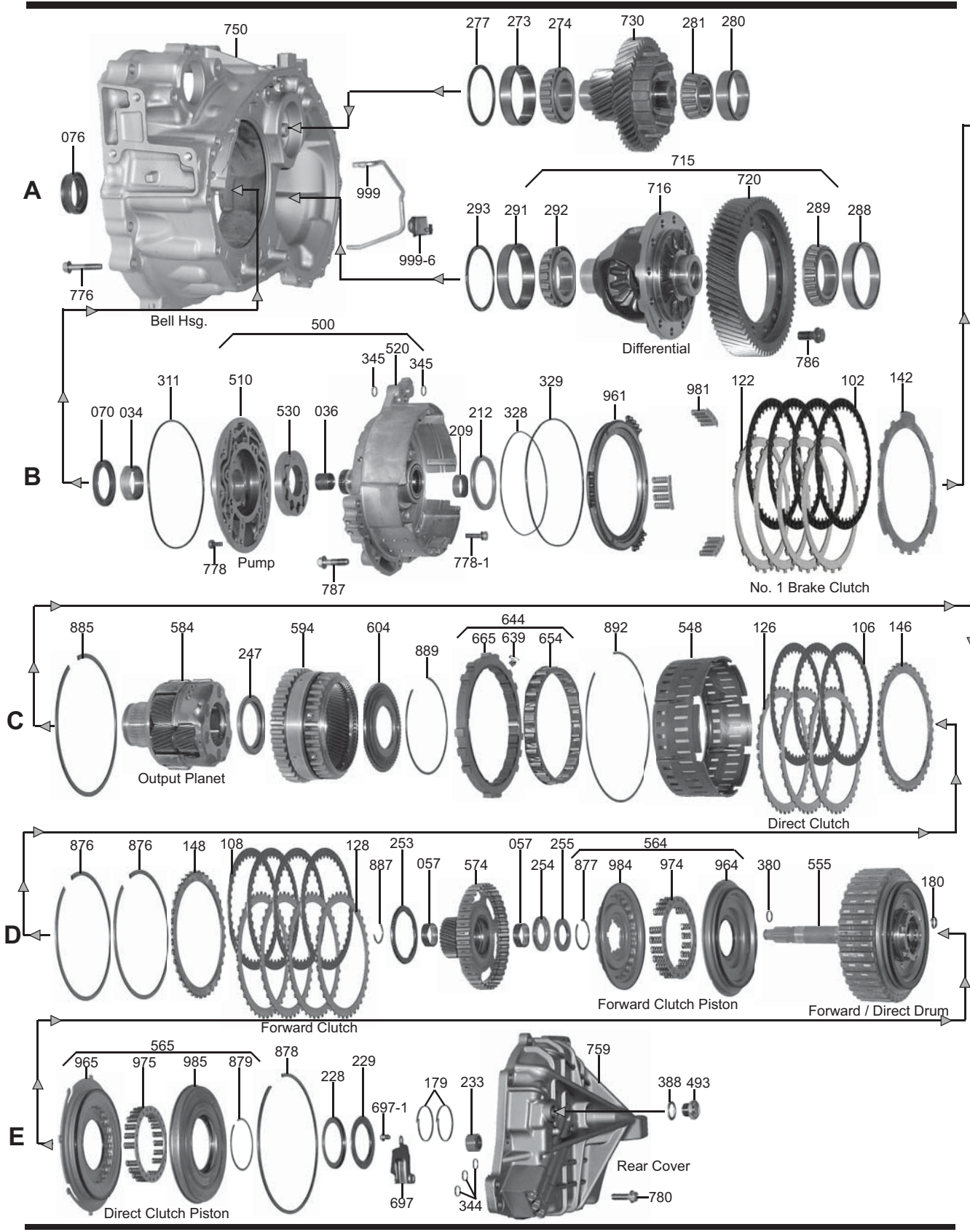
Bringing OE parts to the aftermarket



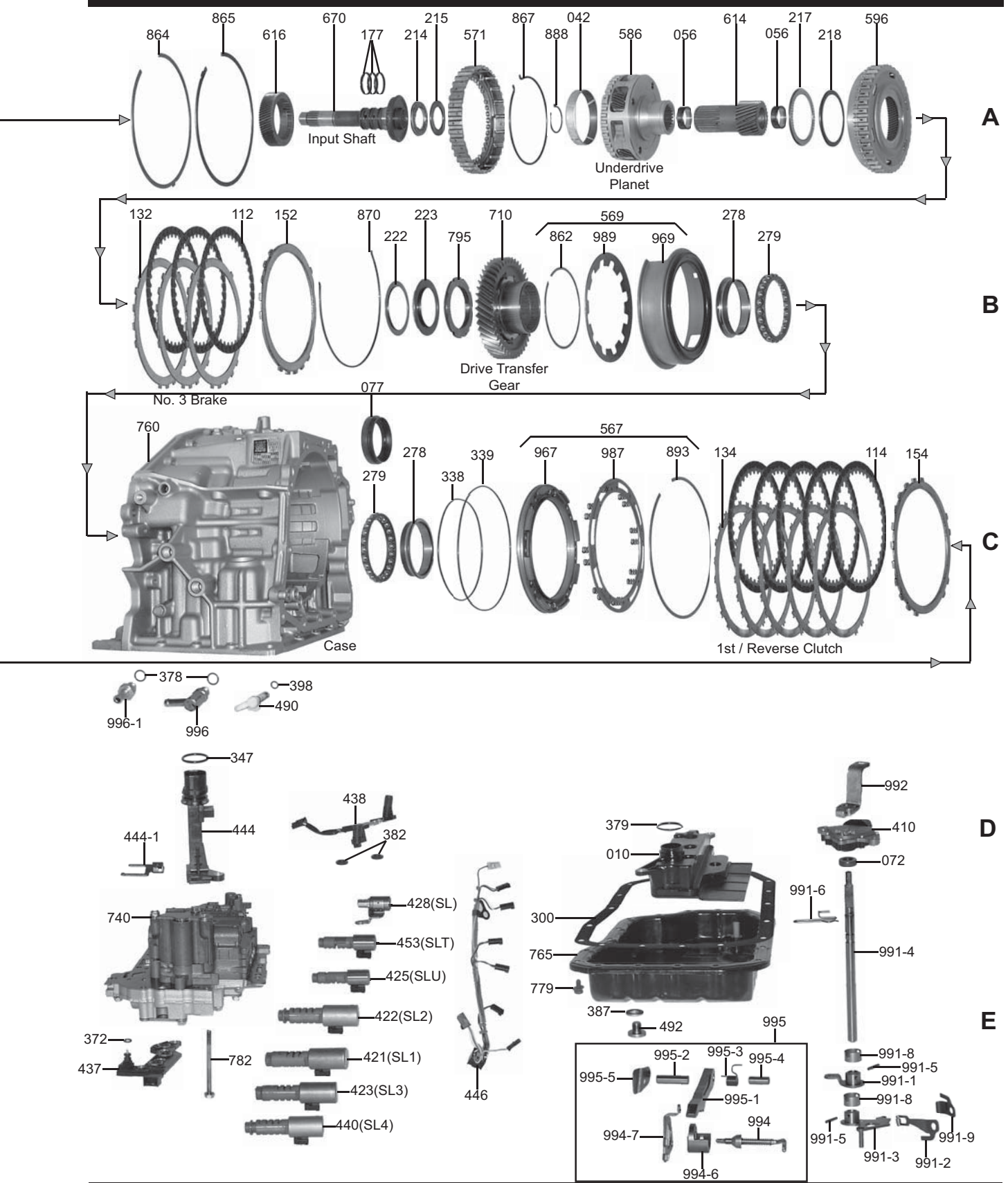
Made in the
USA

U660E

FWD 6 Speed



FWD 6 Speed



U660E

ILL#	PART #	DESCRIPTION	QTY	REF#
		OVERHAUL & PISTON KITS		
	K157900P	Overhaul Kit, [U660E] (With Pistons) 2007-Up	1	
	K157900	Overhaul Kit, [U660E] (Without Pistons) 2007-Up	1	
	K157940	Overhaul Kit, [U660E] (Bonded Pistons) (5-Pistons) 2007-Up	1	
		MASTER L/STEELS KITS		
	DK15700P-S	Master L/Steels Kit, [U660E] (With Pistons) 2007-Up	1	
	DK15700-S	Master L/Steels Kit, [U660E] (Without Pistons) 2007-Up	1	
		MASTER W/STEELS KITS		
	DK15700P	Master W/Steels Kit, [U660E] (With Pistons) 2007-Up	1	
	DK15700	Master W/Steels Kit, [U660E] (Without Pistons) 2007-Up	1	
		FILTERS		
010	157710	Filter, [U660E] (2-Bolt) (Plastic) (2-1/4"Thick) (8-1/2"Long) (5-1/4"Wide) 2007-Up	1	
	157711	Screen, Valve Body [U660E] 2007-Up	2	
		BUSHINGS		
	K157901	Bushing, [U660E] 2007-Up	1	
034	157005	Bushing, [U660E] (Pump Body) (Front) (.500"Thick) (1.830"OD) (1.690"ID) 2007-Up	1	
036	157002	Bushing, [U660E] (Stator) (Front) (.680"Thick) (1.013"OD) (.880"ID) 2007-Up	1	
042	157016	Bushing, [U660E] (Underdrive Planet) (Front) (.460"Thick) (3.300"OD) (3.105"ID) (With 4-Holes)	1	
056	157017	Bushing, [U660E] (Sun Gear # 614) (Front & Rear) (.430"Thick) (1.105"OD) (1.000"ID) (Takes 2)	2	
057	157013	Bushing, [U660E] (Output Rear Sun Gear Hub) (1.105"OD) (1.010"ID) (Front & Rear) 2007-Up	2	
		METAL CLAD SEALS		
070	157151	Seal, [U660E] (Pump) (Front) (.230"Thick) (2.445"OD) (1.650"ID) 2007-Up	1	
072	78197	Seal, [U660E] (Linkage) (.275"Thick) (.870"OD) (.460"ID) 2007-Up	1	
076	89159	Seal, [U660E] (Axle) (Bell Housing Side) (2.210"OD) (Right Axle) (Toyota / Lexus) 2007-Up	1	
076	108152B	Seal, [U660E] (Axle) (Bell Housing Side) (Right Axle) (Suzuki) 2007-Up	1	
077	57152B	Seal, [U660E] (Axle) (Case Side) (.600"Thick) (2.680"OD) (1.880"ID) (Left Axle) 2007-Up	1	
		FRICTION CLUTCHES		
102	157101	Friction, [U660E] (B1) (#1 Brake / 2-6) (.074") (40-Teeth) (6.982"OD) 2007-Up	4	
106	157103	Friction, [U660E] (C2) (Direct / 4-5-6) (.070") (40-Teeth) (6.552"OD) 2007-Up	3	
108	157103	Friction, [U660E] (C1) (Forward / 1-2-3-4) (.070") (40-Teeth) (6.552"OD) 2007-Up	4	
112	157101	Friction, [U660E] (B3) (#3 Brake / 3-5 / Reverse) (.074") (40-Teeth) (6.982"OD) 2007-Up	3	
114	157105	Friction, [U660E] (B2) (1st / Reverse Clutch) (.062") (40-Teeth) (7.242"OD) 2007-Up	5	
	K157100	Friction Module, [U660E] 2007-Up	1	
		STEEL CLUTCHES		
122	157110	Steel, [U660E] (B1) (#1 Brake / 2-6) (.072") (11-Teeth) (6.045"ID) 2007-Up	4	
126	157111	Steel, [U660E] (C2) (Direct / 4-5-6) (.085") (40-Teeth V-Notched) (5.674"ID) 2007-Up	3	
128	157112	Steel, [U660E] (C1) (Forward / 1-2-3-4) (.071") (40-Teeth No Notches) (5.674"ID) 2007-Up	4	
132	157113	Steel, [U660E] (B3) (#3 Brake / 3-5 / Reverse) (.087") (11-Teeth) (6.045"ID) 2007-Up	3	
134	157114	Steel, [U660E] (B2) (1st / Reverse Clutch) (.062") (16-Teeth) (6.375"ID) 2007-Up	5	
	K157110	Steel Module, [U660E] 2007-Up	1	
		PRESSURE PLATES		
142	157130	Pressure Plate, [U660E] (#1 Brake Clutch) (.130") (14-Teeth) (6.050"ID) (Stamped #33) 2007-Up	1	
146	157131	Pressure Plate, [U660E] (Direct Clutch) (.134") (40-Teeth) (5.670"ID) (Cast #34) 2007-Up	1	
146	157131A	Pressure Plate, [U660E] (Direct Clutch) (.137") (40-Teeth) (5.670"ID) (Cast #35) 2007-Up	1	
148	157131	Pressure Plate, [U660E] (Forward Clutch) (.134") (40-Teeth) (5.670"ID) (Cast #34) 2007-Up	1	
148	157131A	Pressure Plate, [U660E] (Forward Clutch) (.137") (40-Teeth) (5.670"ID) (Cast #35) 2007-Up	1	
152	157132	Pressure Plate, [U660E] (#3 Brake Clutch) (.153") (11-Teeth) (6.050"ID) (Cast #39) 2007-Up	1	
154	157133	Pressure Plate, [U660E] (1st / Reverse Clutch) (.160") (16-Teeth) (6.375"ID) (Cast #41) 2007-Up	1	
		SEALING RINGS		
	K157903	Ring Kit, [U660E] 2007-Up	1	
177	157301	Ring, [U660E] (Input Shaft) (.089"Thick) (1.195"OD) (Teflon) 2007-Up	3	
179	157302	Ring, [U660E] (Forward / Direct Clutch Drum to Rear Cover) (.090"Thick) (1.900"OD) (Teflon) 07-Up	2	
180	157303	Ring, [U660E] (Forward / Direct Clutch Drum to Rear Cover) (.092"Thick) (.630"OD) (Teflon) 07-Up	1	
		WASHERS & BEARINGS		
	K157907	Washer Kit, [U660E] 2007-Up	1	
	K157906	Bearing Kit, [U660E] 2007-Up	1	

U660E

ILL#	PART #	DESCRIPTION	QTY	REF #
WASHERS & BEARINGS (Cont)				
209	157415	Caged Needle Bearing, [U660E] (Stator) (Rear) (.400"Thick) (1.525"OD) 2007-Up	1	
212	157416	Bearing W/Race, [U660E] (Stator to Sun Gear) (.180"Thick) (2.955"OD) (2.275"ID) 2007-Up	1	
214	157417	Bearing W/Race, [U660E] (Input Shaft to Underdrive Planet) (.168"Thick) (1.905"OD) (1.153"ID)	1	
215	157436	Race, [U660E] (Input Shaft to Underdrive Planet) (.078"Thick) (1.893"OD) (1.215"ID) 2007-Up	1	
217	157418	Bearing W/Race, [U660E] (Underdrive Planet to Ring Gear) (.129"Thick) (3.230"OD) (2.470"ID)	1	
218	157437	Race, [U660E] (Underdrive Planet to Ring Gear) (.032"Thick) (3.150"OD) (2.600"ID) (Cupped)	1	
222	157438	Race, [U660E] (UD Planet Ring Gear to Drive Transfer Gear Nut) (.031"Thick) (3.020"OD) (2.340"ID)	1	
223	157419	Bearing W/Race, [U660E] (Underdrive Planet Ring Gear to Drive Transfer Gear Nut) (.120"Thick) (3.100"OD) (2.095"ID)	1	
228	157439	Race, [U660E] (Forward / Direct Clutch Drum to Rear Cover) (.057"Thick) (Cupped) (2.763"OD) (2.060"ID)	1	
229	157420	Bearing W/Race, [U660E] (Forward / Direct Clutch Drum to Rear Cover) (.150"Thick) (2.825"OD) (1.930"ID)	1	
230	157421	Caged Needle Bearing, [U660E] (In Rear Cover) (.565"Wide) (.945"OD) (Cast # NSK DB501810)	1	
247	157422	Bearing W/Race, [U660E] (Output Planet to Rear Sun Gear Hub) (.209"Thick) (3.175"OD) (2.210"ID)	1	
253	157423	Bearing W/Race, [U660E] (Output Planet Ring Gear Hub to Rear Sun Gear Hub) (.160"Thick) (3.105"OD) (2.415"ID)	1	
254	157424	Bearing W/Race, [U660E] (Sun Gear Hub to Forward / Direct Drum) (.188"Thick) (1.848"OD) (1.105"ID)	1	
255	157440	Race, [U660E] (Sun Gear Hub to Forward / Direct Drum) (.118"Thick) (1.725"OD) (1.035"ID)	1	
273	157441	Cup Race, [U660E] (Pinion Gear to Bell Housing) (.665"Thick) (Cast # KOYO STA4282) (3.230"OD) (2.765"ID)	1	
274	157425	Cone Bearing, [U660E] (Pinion Gear to Bell Housing) (20-Rollers) (1.653"ID) (Cast # KOYO STA4282)	1	
277	157442	Shim, [U660E] (Pinion Gear to Bell Housing) (Selective) (3.210"OD) (2.810"ID) 2007-Up	1	
278	157443	Inner Race, [U600E] (Drive Transfer Gear to Case Bearing #279) (.590"Thick) (Cast # HTF 2E) (3.320"OD) (2.830"ID)	2	
279	157426	Cone Ball Bearing, [U660E] (Drive Transfer Gear to Case) (24-Ball Plastic Cage) (.465"Thk) (4.135"ID)	2	
280	157444	Cup Race, [U660E] (Pinion to Case) (.685"Thick) (2.675"OD) (2.175"ID) (Cast # KOYO STF3568)	1	
281	157427	Cone Bearing, [U660E] (Pinion to Case) (16-Rollers) (1.378"ID) (Cast # KOYO STF3568) 2007-Up	1	
288	157445	Cup Race, [U660E] (Differential to Case) (.605"Thick) (3.543"OD) (3.058"ID) (Cast # KOYO ST5590A)	1	
289	157428	Cone Bearing, [U660E] (Differential to Case) (25-Rollers) (2.165"ID) (Cast # KOYO ST5590A)	1	
291	157446	Cup Race, [U660E] (Differential to Bell Housing) (.665"Thick) (Cast # KOYO 30210J) (3.543"OD) (2.975"ID)	1	
292	157429	Cone Bearing, [U660E] (Differential to Bell Housing) (19-Rollers) (1.968"ID) (Cast # KOYO 30210JR-1)	1	
293	157447	Shim, [U660E] (Differential Cup Race to Bell Housing) (Selective) (3.525"OD) (3.125"ID) 2007-Up	1	
GASKETS & RUBBER COMPONENTS				
300	157500	Gasket, [U660E] (Bottom Pan) (18-Bolt) 2007-Up	1	
311	157529	O-Ring, [U660E] (Pump Body) (6-3/4"OD) 2007-Up	1	
344	157272	O-Ring, [U660E] (Case to Rear Cover) (.069"Thick) (.550"OD) 2007-Up	3	
347	157514A	O-Ring, [U660E] (Case Connector) (.136"Thick) (1.400"OD) 2007-Up	1	
372	157514B	O-Ring, [U660E] (Temperature Sensor to Valve Body) (.075"Thick) (.395"OD) 2007-Up	1	
379	157548	O-Ring, [U660E] (Filter) (.101"Thick) (1-1/16"OD) 2007-Up	1	
380	157562	O-Ring, [U660E] (Forward / Direct Clutch Drum Shaft) (Front) (.086"Thick) (.650"OD) 2007-Up	1	
382	157530	Lathe Cut Seal, [U660E] (Valve Body to Case) (.145"Thick) (.610"OD) (With 6-OD Notches)	2	
388	157509	Washer/Seal, [U660E] (Fill Plug to Rear Cover) (.960"OD) (.705"ID) 2007-Up	1	
ELECTRICAL COMPONENTS				
410	157991	Neutral Safety Switch, [U660E] (7-Pin & 2-Blade Connector) (Cast # 84540-83010-AV2351)	1	
421	157953	Solenoid, [U660E] (Shift 1) (SL1) (2-Prong, Brown Conn) 2007-Up (*Also Fits Shift 3 (SL3) #423)	1-2	
422	157954	Solenoid, [U660E] (Shift 2) (SL2) (2-Prong, Black Conn) 2007-Up (*Also Fits Shift 4 (SL4) #440)	1-2	
423	157953	Solenoid, [U660E] (Shift 3) (SL3) (2-Prong, Brown Connector) 2007-Up	1-2	
425	157955	Solenoid, [U660E] (Lock-Up) (SLU) (2-Prong, Black Connector) 2007-Up	1	
428	157956	Solenoid, [U660E] (Line Pressure Control) (SL) (1-Prong, Blue Connector) 2007-Up	1	
437	157952	Temperature Sensor Assembly, [U660E] (4-Bolt) (With (3) O-Rings) 2007-Up	1	
438	157958	Speed Sensor Assembly, [U660E] (2-Sensors on a 2-Bolt Bracket With 4-Wire Connector)	1	
440	157954	Solenoid, [U660E] (Shift 4) (SL4) (2-Prong, Black Connector) 2007-Up	1-2	
444-1	157894	Bracket, [U660E] (Case Connector Extension to Valve Body) (1-Bolt) 2007-Up	1	

U660E

ILL#	PART #	DESCRIPTION	QTY	REF #
WASHERS & BEARINGS (Cont)				
209	157415	Caged Needle Bearing, [U660E] (Stator) (Rear) (.400"Thick) (1.525"OD) 2007-Up	1	
212	157416	Bearing W/Race, [U660E] (Stator to Sun Gear) (.180"Thick) (2.955"OD) (2.275"ID) 2007-Up	1	
214	157417	Bearing W/Race, [U660E] (Input Shaft to Underdrive Planet) (.168"Thick) (1.905"OD) (1.153"ID)	1	
215	157436	Race, [U660E] (Input Shaft to Underdrive Planet) (.078"Thick) (1.893"OD) (1.215"ID) 2007-Up	1	
217	157418	Bearing W/Race, [U660E] (Underdrive Planet to Ring Gear) (.129"Thick) (3.230"OD) (2.470"ID)	1	
218	157437	Race, [U660E] (Underdrive Planet to Ring Gear) (.032"Thick) (3.150"OD) (2.600"ID) (Cupped)	1	
222	157438	Race, [U660E] (UD Planet Ring Gear to Drive Transfer Gear Nut) (.031"Thick) (3.020"OD) (2.340"ID)	1	
223	157419	Bearing W/Race, [U660E] (Underdrive Planet Ring Gear to Drive Transfer Gear Nut) (.120"Thick) (3.100"OD) (2.095"ID)	1	
228	157439	Race, [U660E] (Forward / Direct Clutch Drum to Rear Cover) (.057"Thick) (Cupped) (2.763"OD) (2.060"ID)	1	
229	157420	Bearing W/Race, [U660E] (Forward / Direct Clutch Drum to Rear Cover) (.150"Thick) (2.825"OD) (1.930"ID)	1	
230	157421	Caged Needle Bearing, [U660E] (In Rear Cover) (.565"Wide) (.945"OD) (Cast # NSK DB501810)	1	
247	157422	Bearing W/Race, [U660E] (Output Planet to Rear Sun Gear Hub) (.209"Thick) (3.175"OD) (2.210"ID)	1	
253	157423	Bearing W/Race, [U660E] (Output Planet Ring Gear Hub to Rear Sun Gear Hub) (.160"Thick) (3.105"OD) (2.415"ID)	1	
254	157424	Bearing W/Race, [U660E] (Sun Gear Hub to Forward / Direct Drum) (.188"Thick) (1.848"OD) (1.105"ID)	1	
255	157440	Race, [U660E] (Sun Gear Hub to Forward / Direct Drum) (.118"Thick) (1.725"OD) (1.035"ID)	1	
273	157441	Cup Race, [U660E] (Pinion Gear to Bell Housing) (.665"Thick) (Cast # KOYO STA4282) (3.230"OD) (2.765"ID)	1	
274	157425	Cone Bearing, [U660E] (Pinion Gear to Bell Housing) (20-Rollers) (1.653"ID) (Cast # KOYO STA4282)	1	
277	157442	Shim, [U660E] (Pinion Gear to Bell Housing) (Selective) (3.210"OD) (2.810"ID) 2007-Up	1	
278	157443	Inner Race, [U600E] (Drive Transfer Gear to Case Bearing #279) (.590"Thick) (Cast # HTF 2E) (3.320"OD) (2.830"ID)	2	
279	157426	Cone Ball Bearing, [U660E] (Drive Transfer Gear to Case) (24-Ball Plastic Cage) (.465"Thk) (4.135"ID)	2	
280	157444	Cup Race, [U660E] (Pinion to Case) (.685"Thick) (2.675"OD) (2.175"ID) (Cast # KOYO STF3568)	1	
281	157427	Cone Bearing, [U660E] (Pinion to Case) (16-Rollers) (1.378"ID) (Cast # KOYO STF3568) 2007-Up	1	
288	157445	Cup Race, [U660E] (Differential to Case) (.605"Thick) (3.543"OD) (3.058"ID) (Cast # KOYO ST5590A)	1	
289	157428	Cone Bearing, [U660E] (Differential to Case) (25-Rollers) (2.165"ID) (Cast # KOYO ST5590A)	1	
291	157446	Cup Race, [U660E] (Differential to Bell Housing) (.665"Thick) (Cast # KOYO 30210J) (3.543"OD) (2.975"ID)	1	
292	157429	Cone Bearing, [U660E] (Differential to Bell Housing) (19-Rollers) (1.968"ID) (Cast # KOYO 30210JR-1)	1	
293	157447	Shim, [U660E] (Differential Cup Race to Bell Housing) (Selective) (3.525"OD) (3.125"ID) 2007-Up	1	
GASKETS & RUBBER COMPONENTS				
300	157500	Gasket, [U660E] (Bottom Pan) (18-Bolt) 2007-Up	1	
311	157529	O-Ring, [U660E] (Pump Body) (6-3/4"OD) 2007-Up	1	
344	157272	O-Ring, [U660E] (Case to Rear Cover) (.069"Thick) (.550"OD) 2007-Up	3	
347	157514A	O-Ring, [U660E] (Case Connector) (.136"Thick) (1.400"OD) 2007-Up	1	
372	157514B	O-Ring, [U660E] (Temperature Sensor to Valve Body) (.075"Thick) (.395"OD) 2007-Up	1	
379	157548	O-Ring, [U660E] (Filter) (.101"Thick) (1-1/16"OD) 2007-Up	1	
380	157562	O-Ring, [U660E] (Forward / Direct Clutch Drum Shaft) (Front) (.086"Thick) (.650"OD) 2007-Up	1	
382	157530	Lathe Cut Seal, [U660E] (Valve Body to Case) (.145"Thick) (.610"OD) (With 6-OD Notches)	2	
388	157509	Washer/Seal, [U660E] (Fill Plug to Rear Cover) (.960"OD) (.705"ID) 2007-Up	1	
ELECTRICAL COMPONENTS				
410	157991	Neutral Safety Switch, [U660E] (7-Pin & 2-Blade Connector) (Cast # 84540-83010-AV2351)	1	
421	157953	Solenoid, [U660E] (Shift 1) (SL1) (2-Prong, Brown Conn) 2007-Up (*Also Fits Shift 3 (SL3) #423)	1-2	
422	157954	Solenoid, [U660E] (Shift 2) (SL2) (2-Prong, Black Conn) 2007-Up (*Also Fits Shift 4 (SL4) #440)	1-2	
423	157953	Solenoid, [U660E] (Shift 3) (SL3) (2-Prong, Brown Connector) 2007-Up	1-2	
425	157955	Solenoid, [U660E] (Lock-Up) (SLU) (2-Prong, Black Connector) 2007-Up	1	
428	157956	Solenoid, [U660E] (Line Pressure Control) (SL) (1-Prong, Blue Connector) 2007-Up	1	
437	157952	Temperature Sensor Assembly, [U660E] (4-Bolt) (With (3) O-Rings) 2007-Up	1	
438	157958	Speed Sensor Assembly, [U660E] (2-Sensors on a 2-Bolt Bracket With 4-Wire Connector)	1	
440	157954	Solenoid, [U660E] (Shift 4) (SL4) (2-Prong, Black Connector) 2007-Up	1-2	
444-1	157894	Bracket, [U660E] (Case Connector Extension to Valve Body) (1-Bolt) 2007-Up	1	

U660E

ILL#	PART #	DESCRIPTION	QTY	REF #
		ELECTRICAL COMPONENTS (Cont)		
444	157983	Case Connector Extension, [U660E] (22-Blades on Top) (18-Blades on Bottom) (4-Blades on Side)	1	
446	157995	Wire Harness, [U660E] (Internal) (18-Prong Connector, With 6-Two Wire Connectors, 1-One Wire Connector, & 1-Four Wire Connector) 2007-Up	1	
453	157957	Solenoid, [U660E] (SLT) (2-Prong, Black Connector) 2007-Up	1	
		MISC. COMPONENTS		
490	157621	Vent, [U660E] (Plastic, Elbow) (1.970"Long) 2007-Up	1	
493	157811	Fill Plug, [U660E] (24mm Hex Head) (.665"Long) 2007-Up	1	
		HARD PARTS		
500	157911	Pump, [U660E] (Cast Iron Body) (Aluminum Stator) (Cast # J6A10530 on Stator) 2007-Up	1	
510	157912	Pump Body W/Gears, [U660E] (Cast Iron) (10-Teeth Inner, 11-Teeth Outer Pump Gears) 2007-Up	1	
520	157913	Stator, [U660E] (Aluminum) (Cast # J6A10530) 2007-Up	1	
548	157852	Apply Sleeve, [U660E] (Direct Clutch Piston) (2.655"Thick) (With 8-Notches) (Snap Ring #878 Holds this to the Direct Clutch Piston) 2007-Up	1	
555	157732	Drum, [U660E] (Forward / Direct Clutch W/Shaft) (9-1/4"Long) (4-Forward Clutch & 3-Direct Clutch)	1	
571	157875	Hub, [U660E] (#1 Brake Clutch) (40-Outer & 36-Inner Splines) (Aluminum) (.900"Thick) (5.907"OD)	1	
574	157774	Sun Gear Hub, [U660E] (Output Planet) (Rear) (With Forward Clutch Hub) (30-Teeth Sun Gear) (40-Teeth Hub) (2.405" Tall) 2007-Up	1	
584	157747	Planet, [U660E] (Output / Rear) (6 Gear) (5-1/8" Tall) (Uses 30-Teeth Rear Sun Gear) 2007-Up	1	
586	157730	Planet, [U660E] (Underdrive With Hub) 2007-Up	1	
594	157713	Ring Gear, [U660E] (Output Planet) (69-Teeth) (40-Outer Splines Front, 32-Outer Splines Rear)	1	
596	157825	Ring Gear, [U660E] (Underdrive Planet) (110-Teeth) (40-Clutch Splines) (1.325"Thick) (6-Slots)	1	
604	157817	Hub, [U660E] (Output Planet Ring Gear) (69-Teeth) (4.775"OD) (2.240"ID) 2007-Up	1	
614	157750	Sun Gear, [U660E] (Output Planet) (Front) (27-Teeth) (24-Splines) (3.720"Long) 2007-Up	1	
616	157748	Sun Gear, [U660E] (Underdrive Planet) (66-Teeth) (.755"Thick) (2.985"OD) (With 39-Inner Splines)	1	
639	157639	Anti-Clunk Spring, [U660E] (Sprag Outer Race) (.177"Thick) 2007-Up	1	
		SPRAGS		
654	157724	Sprag, [U660E] (1-Way Clutch) (20-Elements With Plastic Cage) (.720"Wide) (6-1/4"OD) 2007-Up	1	
665	157941	Outer Race, [U660E] (1-Way Clutch) (Sprag) (14-Lugs) (.645"Thick) 2007-Up	1	
		HARD PARTS (Cont)		
670	157806	Input Shaft, [U660E] (6.055" Long) (.750"OD Pilot) (22-Conv Splines) (18-Rear Inner Splines) (3-Ring)	1	
697	157843	Oil Shield, [U660E] (Rear Cover) (2-Bolt, With Slot) (2.610"Long) 2007-Up	1	
710	157194	Gear, [U660E] (Drive Transfer) (44-Teeth) (36-Inner Splines) (1.925"Thick) (5.550"OD) 2007-Up	1	
715	157181	Differential Assembly, [U660E] (69-Teeth) (1-Groove Ring Gear) (12-Bolt) (6-1/4" Tall Housing) (1.378"ID Axle Hole)	1	
730	157196	Pinion, [U660E] (20-Teeth) (1-Groove Pinion Gear) (47-Teeth Driven Transfer Gear) 2007-Up	1	
740	157754	Valve Body, [U660E] (With 7-Solenoids) (Cast # U660) 2007-Up	1	
	157683	Valve, [U660E] (Manual) (3.755" Long) 2007-Up	1	
750	157703	Bell Housing / Front Case Half, [U660E] 2007-Up	1	
759	157702	Rear Cover, [U660E] (Aluminum) (14-Bolt) (With 4-Extra Holes) 2007-Up	1	
760	157701	Case / Rear Case Half, [U660E] 2007-Up	1	
765	157801	Pan, [U660E] (Bottom) (18-Bolt) (2-1/4" Deep at Deep End) 2007-Up	1	
795	157948	Nut, (Holds Output Planet to Drive Transfer Gear) (.275") (3.330"OD) (2.305"ID) (9-OD Notches)	1	
862	157600	Snap Ring, [U660E] (Holds #3 Brake Clutch Piston Return Spring In Case) (.047"Thick) (4.445"OD)	1	
864	157601	Snap Ring, [U660E] (Holds #1 Brake Clutch Press Plate In Stator) (.063"Thick) (7-1/2"OD) (.255"Wide) (With 1-Tab on the Outside & In the Center Between the Ends) 2007-Up	1	
865	157602	Snap Ring, [U660E] (Holds #3 Brake Clutch Steel #132 In the Stator) (.063"Thick) (7-1/2"OD) (.258"Wide) (With 1-Tab on the Outside & at the End) 2007-Up	1	
867	157603	Snap Ring, [U660E] (#1 Brake Clutch Hub to Underdrive Planet) (.089"Thick) (4.880"OD)	1	
870	157604	Snap Ring, [U660E] (Holds #3 Brake Clutch Press Plate In Stator) (.098") (7-7/8"OD) (Hooked Ends)	1	
876	157605	Snap Ring, [U660E] (Holds Direct & Forward Clutch Press Plate In) (.079"Thick) (6-7/8"OD)	2	
877	157606	Snap Ring, [U660E] (Holds Forward Clutch Piston Retainer In Drum) (.047"Thick) (1.650"OD)	1	
878	157607	Snap Ring, [U660E] (Holds Direct Clutch Piston #965 to the Apply Sleeve #548) (.101") (7-1/2"OD)	1	
879	157608	Snap Ring, [U660E] (Holds Direct Clutch Piston Housing to Drum) (.047"Thick) (2.775"OD)	1	
885	157609	Snap Ring, [U660E] (Holds 1st / Reverse Clutch Pressure Plate In) (.082"Thick) (7-5/8"OD)	1	
887	157610	Snap Ring, [U660E] (Holds Sun Gear Hub #574 In Drum #555) (.048"Thick) (1.190"OD)	1	
888	157611	Snap Ring, [U660E] (Holds Sun Gear #614 to Underdrive Planet) (.055"Thick) (1.465"OD) (2-Eyelets)	1	

U660E

ILL#	PART #	DESCRIPTION	QTY	REF #
		HARD PARTS (Cont)		
889	157612	Snap Ring, [U660E] (Holds Hub to Ring Gear) (.055"Thick) (5.260"OD) 2007-Up	1	
892	157613	Snap Ring, [U660E] (Holds Sprag Outer Race In Case) (.055"Thick) (8"OD) 2007-Up	1	
893	157614	Snap Ring, [U660E] (Holds 1st / Reverse Clutch Piston Retainer In Case) (.062"Thick) (7-3/4"OD)	1	
961	157806	Piston, [U660E] (#1 Brake Clutch) (Aluminum) (.630"Thick) (5.395"OD) 2007-Up	1	
964	157920	Piston, [U660E] (Forward Clutch) (Bonded) (.830"Thick) (6-1/4"OD) (1.898"ID) 2007-Up	1	
965	157921	Piston, [U660E] (Direct Clutch) (Bonded) (2.665"ID) (8-Lugs) (4-Slots) 2007-Up	1	
967	157807	Piston, [U660E] (1st / Reverse Clutch) (Aluminum) (.620"Thick) (7"OD) (5-3/8"ID) (16-Spring Pockets)	1	
969	157922	Piston, [U660E] (#3 Brake Clutch) (Bonded) (1.580"Thick) (6-13/16"OD) 2007-Up	1	
974	157970	Retainer W/Springs, [U660E] (Fwd Clutch Piston Return) (21-Springs) (.745"Thick) (4.405"OD) (3.30"ID)	1	
975	157971	Retainer W/Springs, [U660E] (Direct Clutch Piston Return) (.720") (4.075"OD) (3.205"ID) (21-Springs)	1	
981	157974	Return Spring Set, [U660E] (#1 Brake Clutch Return) (3-Pieces) (4-Springs Per Pieces)	1	
984	157923	Retainer, [U660E] (Forward Clutch Piston) (Bonded) (.665"Thick) (5.660"OD) (1.460"ID) 2007-Up	1	
985	157924	Retainer/Housing, [U660E] (Direct Clutch Piston) (Steel) (6-1/4"OD) (2.635"ID) 2007-Up	1	
987	157972	Retainer W/Springs, [U660E] (1st / Reverse Clutch Piston) (16-Springs) (7-1/4"OD) (5.755"ID)	1	
989	157975	Spring, [U660E] (#3 Brake Clutch Piston Return) (.058"Thick) (6.030"OD) (12-Fingers) 2007-Up	1	
991-1	157677	Lever, [U660E] (Park Pawl) (2.095"Long) (.475"ID) 2007-Up	1	
991-2	157687	Detent, [U660E] (Rooster Comb) (3.906"Long) (1-Bolt) 2007-Up	1	
991-3	157684	Rooster Comb, [U660E] (.475"ID Hole) (With 4-Notches) 2007-Up	1	
991-4	157675	Linkage Shaft, [U660E] (9-1/2" Long) (With Threaded End) 2007-Up	1	
991-5	157675B	Roll Pin, [U660E] (Holds Internal Levers to Manual Shaft) (.775"Long) (.155"OD) 2007-Up	2	
991-6	157675C	Wire Clip, [U660E] (Holds Linkage Shaft to Case) (.077"Thick Wire) (2.320"Long) 2007-Up	1	
991-8	157675D	Retainer, [U660E] (Linkage Roll Pin) (Sleeve) (.475"Wide) (.835"OD) 2007-Up	2	
991-9	157675E	Bracket, [U660E] (Detent) (1.320" Long) (1.045"Wide) (1-Bolt) 2007-Up	1	
992	157675A	Manual Lever, [U660E] (External) (.830"Wide) (With 2-Key Hole Slots) 2007-Up	1	
995	K157678	Park Pawl Assembly, [U660E] (8-Pieces) 2007-Up	1	
996-1	157280	Fitting, [U660E] (Cooler Line) (Front, Upper) (Straight) (2.120"Long) 2007-Up	1	
996	157281	Fitting, [U660E] (Cooler Line) (Rear, Lower) (Elbow) (2.160"Long) 2007-Up	1	
999-6	157679A	Bracket, [U660E] (Holds Oil Tube to Bell Housing) 2007-Up	1	
999	157679	Oil Tube, [U660E] (In Bell Housing) (.255"OD) 2007-Up	1	

NOTES:

VW 003 (2 Band)

ILL#	PART#	DESCRIPTION	QTY	REF #
		PAPER & RUBBER KIT		
	K39900-1	Paper & Rubber Kit, [003] 1969-75	1	
		OVERHAUL KIT		
	K39900	Overhaul Kit, [003] 1969-75	1	
		MASTER L/STEEL KIT		
	DK3900-S	Master L/Steels Kit, [003] 1969-75	1	
		MASTER W/STEEL KIT		
	DK3900	Master W/Steels Kit, [003] 1969-75	1	
		FILTER		
010	39661	Filter, [003] 1968-76	1	003-325-421
		FILTER KIT		
	FK39661	Filter Kit, [003] 1968-76	1	
		BANDS		
022	39313	Band, [003] (2nd Gear)	1	003-323-461
024	39362	Band, [003] (Low / Reverse)	1	003-323-411
		BUSHINGS		
	K39905	Bushing Kit, [003]	1	
031	39002	Bushing, [003] (Converter Hub)	1	003-323-611
032	39001	Bushing, [003] (Converter Reactor) (*Also Fits Forward Clutch Hub)	1-3	003-519-074
035	39002	Bushing, [003] (Pump Drive Gear) (*Also Fits Converter Hub)	1-2	003-323-611
037	39003	Bushing, [003] (Stator)	1	003-321-254
046	39005	Bushing, [003] (Direct Drum)	1	003-323-115
050	39001	Bushing, [003] (Forward Clutch Hub)	2	003-519-074
052	79009	Bushing, [003] (Sun Gear)	1	003-323-289
060	39007	Bushing, [003] (Rear Ring Gear)	1	003-323-373
		METAL CLAD SEALS		
070	39197	Seal, [003] (Front) 1969-75	1	003-419-089D
075	39194	Seal, [003] (Governor Shaft) 1969-75	1	003-507-125A
075	39195	Seal, [003] (Final Drive) 1969-75	2	003-507-269A
075	39196	Seal, [003] (Pinion) 1965-75	1	010-409-085D
		FRICTION CLUTCHES		
106	39264	Friction, [003] (Direct Clutch) (.091")	2-3	003-323-141
106	39266	Friction, [003] (Forward Clutch) (.060")	3	003-323-241B
	K39100	Friction Module, [003]	1	
		STEEL CLUTCHES		
126	39265	Steel, [003] (Forward & Direct Clutch) (.079") 1969-75	4-5	003-323-139
		CLUTCH PRESSURE PLATES		
146	39263	Pressure Plate, [003] (Forward & Direct Clutch) (.062")	1	
146	39263A	Pressure Plate, [003] (Forward & Direct Clutch) (.076")	1	
146	39263B	Pressure Plate, [003] (Forward & Direct Clutch) (.090")	1	
146	39263C	Pressure Plate, [003] (Forward & Direct Clutch) (.104")	1	
		MODULATOR		
160	39830	Modulator, [003] 1969-75	1	003-325-391A
		OIL SEALING RINGS		
	K39296	Ring Kit, [003]	1	
181	39296	Ring, [003] (Forward & Direct Clutch)	4	003-321-261

VW 003 (2 Band)

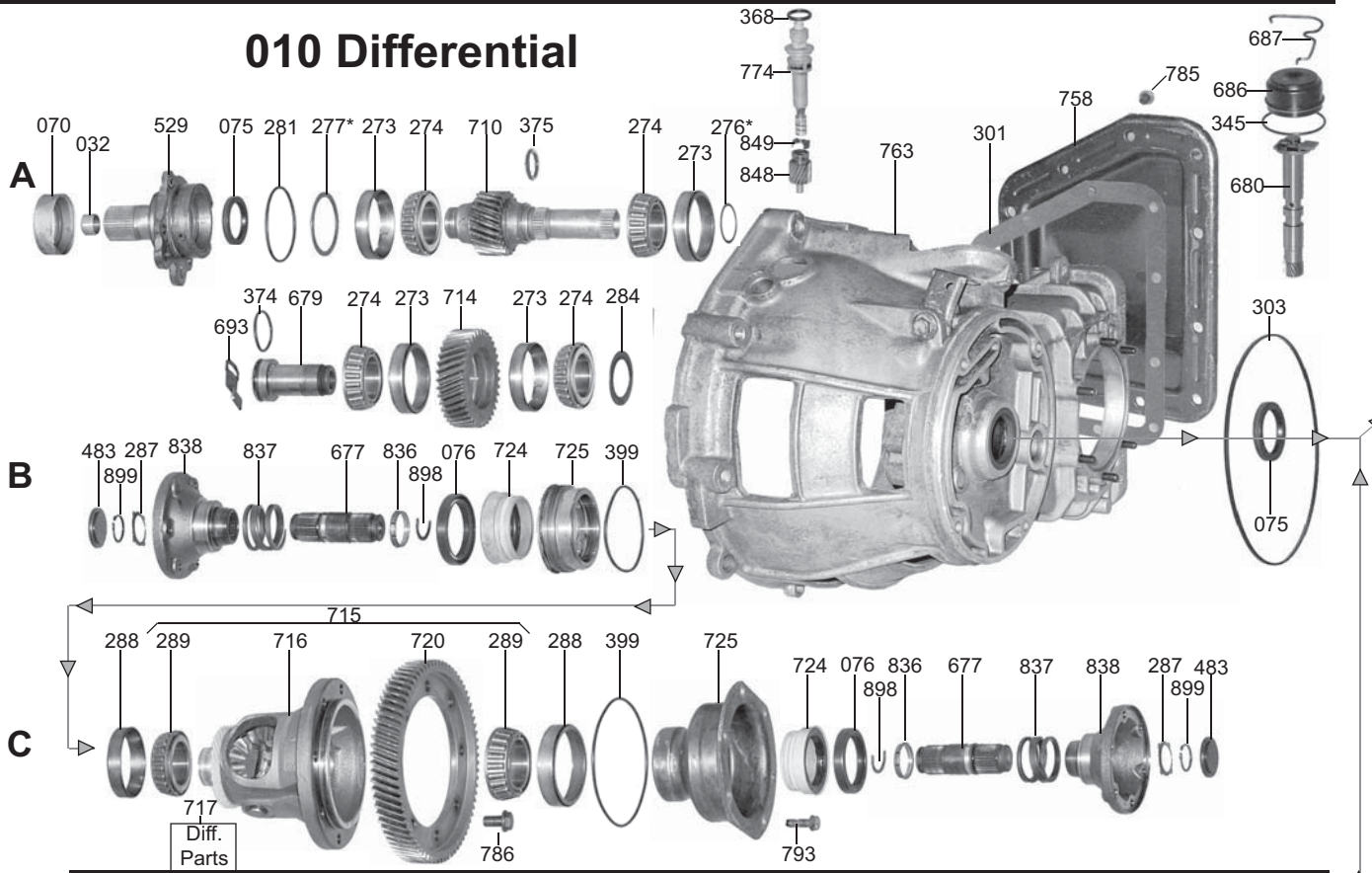
ILL#	PART#	DESCRIPTION	QTY	REF #
		WASHERS & BEARINGS		
211	39564	Washer, [003] (Pump to Direct Drum) (2-Tabs)	1	
229	39565	Washer, [003] (Pump to Forward Drum) (3-Tabs)	1	
230	39566	Washer, [003] (Pump to Forward Drum) (2-Tabs)	1	
232	39567	Washer, [003] (Forward Drum to Forward Hub)	1	
247	39568	Washer, [003] (Planet) (Front)	1	
251	39571	Washer, [003] (Planet) (Rear)	1	
		GASKETS & RUBBER COMPONENTS		
300	13800	Gasket, [003] (Bottom Pan)	1	003-321-371
325	13880	Gasket, [003] (Axle Flange to Differential Housing)	2	003-507-275
327	3543	Gasket, [003] Modulator (Metal)	1	
371	3291	O-Ring, [003] (Filler Tube)	1	6264902
		TECHNICAL MANUAL		
	TMVWCD	Technical Manual, [003] (*Available on CD Only)	1	ATSG
		HARD PARTS		
520	39915	Pump Assembly, [003]	1	003-321-241
530	39201	Pump Gear, [003]	1	003-321-263
544	39915P	Pump Plate, [003]	1	003-321-279
554	39924	Drum, [003] (Forward Clutch)	1	
555	39920	Drum, [003] (Direct Clutch)	1	
584	39938	Planet Assembly, [003]	1	
		SPRAG & ONE WAY CLUTCH		
654	39401	Sprag, [003]	1	

NOTES:

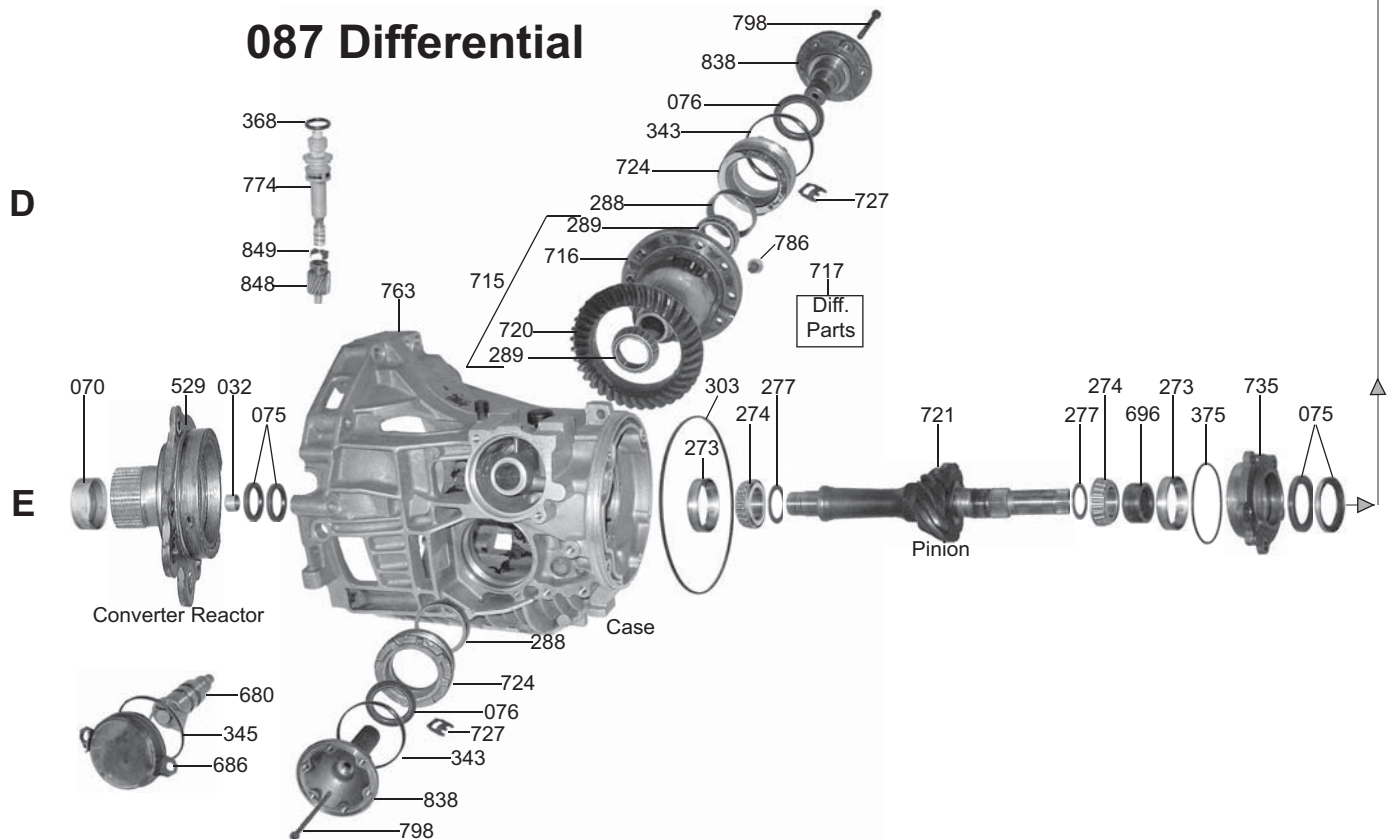
VW/AUDI [010 / 087 / 089 / 090] (1 Band)

Transaxle 3 Speed

010 Differential

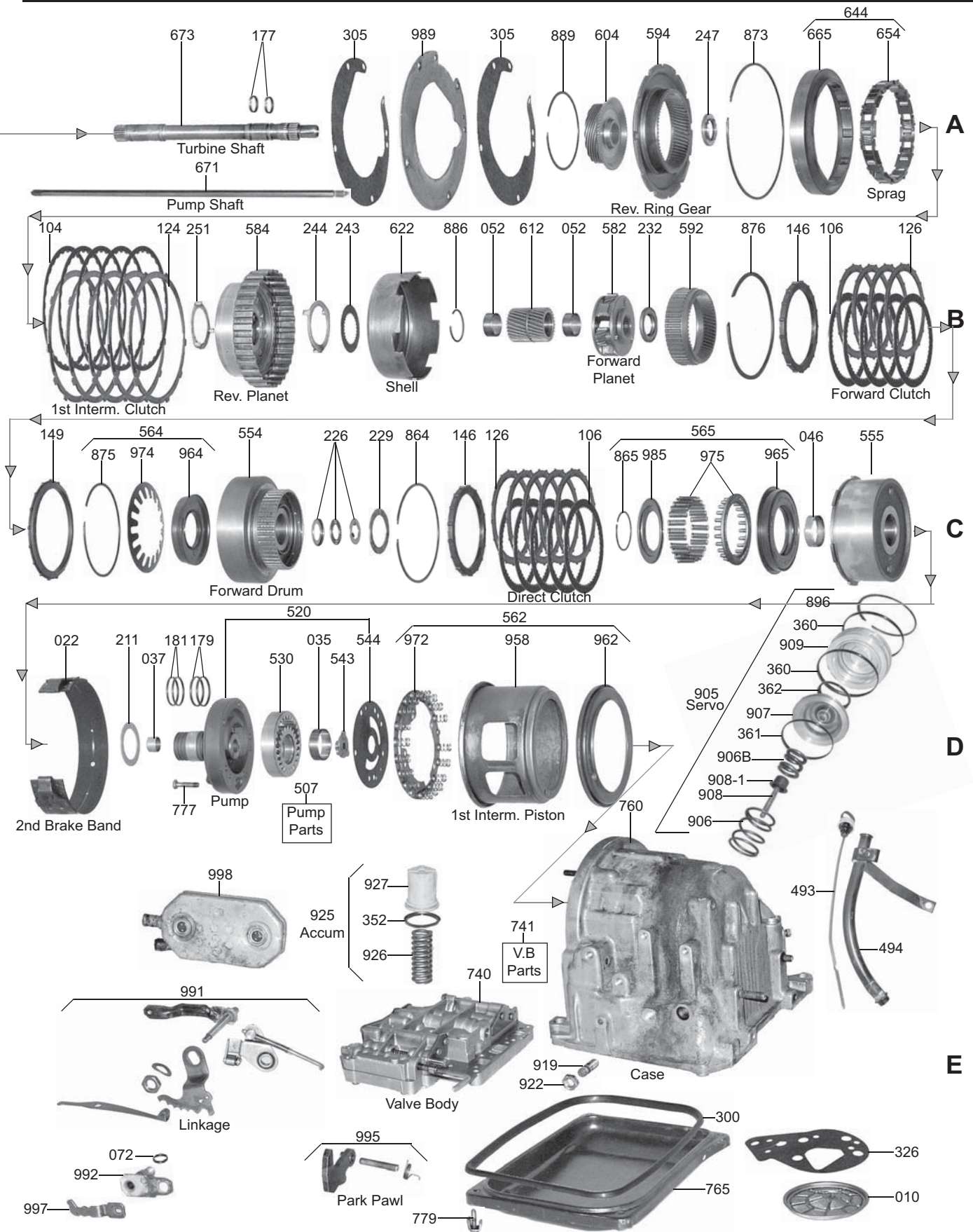


087 Differential



VW/AUDI [010 / 087 / 089 / 090] (1 Band)

Transaxle 3 Speed



VW/AUDI [010 / 087 / 089 / 090] (1 Band)

ILL#	PART#	DESCRIPTION	QTY	REF #
		OVERHAUL KITS		
	K79900	Overhaul Kit, [010] (With Differential / Final Drive Seals) 1975-92	1	
	K79900A	Overhaul Kit, [089] (With Differential / Final Drive Seals) 1976-92	1	
	K79900D	Overhaul Kit, [087] (With Differential / Final Drive Seals) 1977-92	1	
	K79900C	Overhaul Kit, [090] (With Differential / Final Drive Seals) 1976-92	1	
		SUB KITS & PISTON KITS		
	K79971	Bonded Pistons, 1975-82 (Includes: 1-79974, 1-79970, & 1-79973)	1	
	K79971A	Bonded Pistons, 1983-Up (Includes: 1-79974, 1-79970A, & 1-79973)	1	
		MASTER L/STEEL KITS		
	DK7900-S	Master L/Steels Kit, [010] (With Differential / Final Drive Seals) 1975-92	1	
	DK7900A-S	Master L/Steels Kit, [089] (With Differential / Final Drive Seals) 1976-92	1	
	DK7900B-S	Master L/Steels Kit, [087] (With Differential / Final Drive Seals) 1976-84 (Audi 5000>1976-E83) (With 4.75" Frictions)	1	
	DK7900D-S	Master L/Steels Kit, [087] (With Differential / Final Drive Seals) 1985-92 (Audi 5000>L1983-Up) (With 5.00" Frictions)	1	
	K79900C-S	Master L/Steels Kit, [090] (With Differential / Final Drive Seals) 1976-92	1	
		MASTER W/STEEL KITS		
	DK7900	Master W/Steels Kit, [010] (With Differential / Final Drive Seals) 1975-92	1	
	DK7900A	Master W/Steels Kit, [089] (With Differential / Final Drive Seals) 1976-92	1	
	DK7900B	Master W/Steels Kit, [087] (With Differential / Final Drive Seals) 1976-84 (Audi 5000>1976-E83) (With 4.75" Frictions)	1	
	DK7900D	Master W/Steels Kit, [087] (With Differential / Final Drive Seals) 1985-92 (Audi 5000>L1983-Up) (With 5.00" Frictions)	1	
	DK7900C	Master W/Steels Kit, [090] (With Differential / Final Drive Seals) 1976-92	1	
		FILTERS		
010	79710	Filter, [010 / 089] (Rectangular) 1975-76	1	010-325-421
010	79710A	Filter, [010 / 087 / 089 / 090] (Round) 1977-Up	1	010-325-421A
		BAND		
022	79700	Band, [010 / 087 / 089 / 090] 1975-Up (*Except Audi 5000>1983-Up)	1	010-323-461C
		BUSHINGS		
	K79905	Bushing Kit, [010 / 087 / 089 / 090] 1975-Up	1	
031	39002	Bushing, [010 / 087 / 089 / 090] (Converter Hub)	1	003-323-611
035	79002	Bushing, [010 / 087 / 089 / 090] (Inner Pump Gear)	1-2	003-323-611
037	39003	Bushing, [010 / 087 / 089 / 090] (Pump Stator)	1	003-321-254
046	79005	Bushing, [010 / 087 / 089 / 090] (Direct Drum)	1	010-323-115
052	79009	Bushing, [010 / 087 / 089 / 090] (Sun Gear)	2	010-323-217A
		METAL CLAD SEALS		
070	79303	Seal, [010 / 087 / 089] (Front) (*Except 090) 1975-Up	1	010-409-568
070	39197	Seal, [090] (Front) 1977-Up	1	003-519-089D
075	79301	Seal, [010] (Pinion Shaft) (Rear) 1975-Up	1	010-409-529C
075	79305A	Seal, [087] (Pinion Shaft) (Front) 1979-Up	2	087-409-085A
075	79310	Seal, [089] (Pinion Shaft) (Front) 1976-Up	1	089-409-085B
075	79307	Seal, [089 / 090] (Pinion Shaft) (Rear) 1975-79	2	089-409-529A
075	39196	Seal, [010 / 090] (Pinion Shaft) (Front) 1975-Up	1	010-409-085D
075	79307A	Seal, [087] (Pinion Shaft) (Rear) 1979-Up	2	087-409-529A
076	79304	Seal, [010] (Axle) (Both Sides) 1979-83	2	010-409-085
076	79309	Seal, [010] (Axle) (Both Sides) 1984-Up	2	020-301-189M
076	79308	Seal, [087 / 089 / 090] (Axle) (Both Sides) 1975-Up	2	018-409-399

VW/AUDI [010 / 087 / 089 / 090] (1 Band)

ILL#	PART#	DESCRIPTION	QTY	REF #
		METAL CLAD SEALS (Cont)		
	79302	Seal, [087] (Turbine Shaft) 1984-Up	1	087-323-559
	79306	Seal, [087 / 089] (Governor Shaft) 1977-Up	1	087-409-133A
		FRICITION CLUTCHES		
104	79106	Friction, [010 / 087 / 089 / 090] (1st Intermediate Clutch) (.061") 1975-Up	4-5	010-323-231
106	79103	Friction, [010 / 087 / 089 / 090] (Direct Clutch) (.090") (4.75"OD) 1975-Up	3-5	010-323-141C
106	79103A	Friction, [087] (Direct Clutch) (.090") (5.00"OD) 1983-Up	5	087-323-141A
106	79105	Friction, [010 / 087 / 089 / 090] (Forward Clutch) (.061") (4.75'OD) (With 1-Tooth Missing) 1975-Up	3-5	010-323-241C
106	79105D	Friction, [010] (Diesel) (Forward Clutch) (.061") (With 2-Teeth Missing) 1978-88	5	010-223-241B
	K79100	Friction Module, [010 / 087 / 089 / 090] 1975-Up (*Except Audi 5000>1983-Up)	1	
	K79100D	Friction Module, [087] (Audi 5000) 1983-Up	1	
		STEEL CLUTCHES		
124	79104	Steel, [010 / 087 / 089 / 090] (1st Intermediate Clutch) (.079") (8-Teeth) 1975-Up	4-5	010-323-227A
126	79100	Steel, [010 / 087 / 089 / 090] (Forward & Direct Clutch) (.079") (17-Teeth) 1975-Up	5-9	010-323-139
126	79100A	Steel, [087] (Direct Clutch) (.079") (53-Teeth) 1983-Up (*Fits 5.00" Frictions)	5	087-323-139
	K79110	Steel Module, [010 / 087 / 089 / 090] 1975-Up (*Except Audi 5000>1983-Up)	1	
	K79100D	Steel Module, [087] (Audi 5000) 1983-Up	1	
		CLUTCH PRESSURE PLATES		
146	79263	Pressure Plate, [010 / 087 / 089 / 090] (Forward & Direct) (Top) 1975-Up (*Except Audi 5000>1983-Up)	1-2	
146	79264	Pressure Plate, [087] (Direct) (Top) (Audi 5000) 1983-Up	1	
149	79267	Pressure Plate, [010 / 087 / 089 / 090] (Forward Clutch) (Bottom) 1975-Up	1	
		OIL SEALING RINGS		
	K79901	Ring Kit, [010 / 087 / 089 / 090] 1975-Up	1	
177	79220	Ring, [010 / 087 / 089 / 090] (Input Shaft) 1975-Up	2	010-323-557A
179	79230	Ring, [010 / 087 / 089 / 090] (Direct Clutch) 1975-Up	2	010-321-261
181	39296	Ring, [010 / 087 / 089 / 090] (Forward Clutch) 1975-Up	2	003-321-261
		WASHERS & BEARINGS		
211	39564	Washer, [010 / 087 / 089 / 090] (Pump to Direct Drum) (Metal)	1	003-321-285
211	39564A	Washer, [010 / 087 / 089 / 090] (Pump to Direct Drum) (Plastic)	1	
226	39566	Washer, [010 / 087 / 089 / 090] (Forward Drum to Pump)	1	003-323-165
226	39566A	Bearing, [010 / 087 / 089 / 090] (Forward Drum to Pump)	1	
229	39565	Washer, [010 / 087 / 089 / 090] (Forward Drum to Direct Drum) (Metal) (3-Tab)	1	003-323-161A
229	39565A	Washer, [010 / 087 / 089 / 090] (Forward Drum to Direct Drum) (Plastic)	1	003-323-161AP
232	79570	Bearing, [010 / 087 / 089 / 090] (Forward Drum to Planet)	1	
243	79568	Washer, [010 / 087 / 089 / 090] (Drive Shell) (29-Teeth Sun Gear)	1	010-323-291A
243	79568A	Washer, [010 / 087 / 089 / 090] (Drive Shell) (26-Teeth Sun Gear)	1	
243	79568B	Washer, [010 / 087 / 089 / 090] (Drive Shell) (28-Teeth Sun Gear)	1	
244	79571	Washer, [010 / 087 / 089 / 090] (Rear Planet to Shell) (3-Tab)	1	
247	79573	Bearing, [010 / 087 / 089 / 090] (Annulus Gear to Sun Gear)	1	
251	79572	Washer, [010 / 087 / 087 / 090] (Annulus Gear to Rear Planet) (Metal) (4-Tab)	1	010-323-291A
251	79572A	Washer, [010 / 087 / 089 / 090] (Annulus Gear to Rear Planet) (Plastic)	1	
273	79975	Cup Race, [087] (Pinion) (Rear) (2.688"OD)	1	M88010
273	79975A	Cup Race, [087 / 089] (Pinion) (2.531"OD) (*Front for 087) & (*Front & Rear for 089)	1-2	M86610
273	79975B	Cup Race, [010] (Pinion & Idler) (Both Sides) (2.328"OD)	4	LM67010
274	79976	Bearing, [087] (Pinion) (Rear) (1.313"ID)	1	M88048
274	79976A	Bearing, [087 / 089] (Pinion) (1.188"ID) (*Front for 087) & (*Front & Rear for 089)	1-2	M86649

VW/AUDI [010 / 087 / 089 / 090] (1 Band)

ILL#	PART#	DESCRIPTION	QTY	REF #
		WASHERS & BEARINGS (Cont)		
274	79976B	Bearing, [010] (Pinion & Idler) (Both Sides) (1.125"ID)	4	LM67048
288	92769	Cup Race, [087] (Differential Carrier) (Both Sides) (2.676"OD)	2	LM300811
288	79978A	Cup Race, [010 / 089] (Differential Carrier) (Both Sides) (2.563"OD)	2	LM29710
289	79977	Bearing, [087] (Differential Carrier) (Both Sides) (1.614"ID)	2	LM300849
289	79977A	Bearing, [010 / 089] (Differential Carrier) (Both Sides) (1.500"ID)	2	LM29749
		GASKETS & RUBBER COMPONENTS		
300	79500	Gasket, [010 / 087 / 089 / 090] (Bottom Pan) (Rubber)	1	010-321-371B
303	13620	Lathe Cut Seal, [010 / 087 / 089 / 090] (Differential Housing to Case)	1	010-409-549B
305	79501	Gasket, [010 / 087 / 089 / 090] (Transfer Plate to Differential)	2	
326	79505	Gasket, [010 / 087 / 089 / 090] (Round Filter to Valve Body)	1	
371	3291	Gasket, [010 / 087 / 089 / 090] (Filler Tube)	1	6264902
		TECHNICAL MANUAL		
	TMVWCD	Technical Manual, [010 / 087 / 089 / 090] (*Available on CD Only)	1	
		HARD PARTS		
520	79915	Stator W/Gears, [010 / 087 / 089 / 090] (*Uses a Washer #226)	1	010-321-241A
520	79915A	Stator W/Gears, [010 / 087 / 089 / 090] (*Uses a Bearing #226)	1	
529	79841A	Converter Reactor, [087] (*Need Cast #)	1	
529	79841B	Converter Reactor, [089] (*Need Cast #)	1	
529	79841	Converter Reactor, [010] (*Need Cast #)	1	
543	39915D	Flange, [010 / 087 / 089 / 090] (Inner Pump Gear Drive)	1	
544	79915P	Pump Plate, [010 / 087 / 089 / 090]	1	010-321-279
554	79924	Drum, [010 / 087 / 089 / 090] (Forward) (3-Clutch) (Washer Type)	1	010-323-205A
554	79924A	Drum, [010 / 087 / 089 / 090] (Forward) (4-Clutch) (Washer Type)	1	010-323-205E
554	79924B	Drum, [010 / 087 / 089 / 090] (Forward) (5-Clutch) (Bearing Type) (*Uses Flat Return Spring)	1	
554	79924C	Drum, [010 / 087 / 089 / 090] (Forward) (3-Clutch) (Bearing Type)	1	
554	79924D	Drum, [010 / 087 / 089 / 090] (Forward) (4-Clutch) (Bearing Type)	1	
554	79924E	Drum, [087] (Forward) (5-Clutch) (Bearing Type) (*Uses Wire Return Spring)	1	
555	79920	Drum, [010 / 087 / 089 / 090] (Direct) (4-Clutch) (17-Teeth Steels)	1	010-323-105B
555	79920A	Drum, [010 / 087 / 089 / 090] (Direct) (3-Clutch)	1	010-323-105E
555	79920B	Drum, [010 / 087 / 089 / 090] (Direct) (4-Clutch) (51-Teeth Steels)	1	
555	79920C	Drum, [087] (Direct) (5-Clutch) (5.00"OD Frictions) 1983-Up	1	
582	79938	Planet, [010 / 087 / 089 / 090] (Front) (29-Teeth Sun Gear)	1	
582	79938A	Planet, [010 / 087 / 089 / 090] (Front) (3 Gear) (26-Teeth Sun Gear)	1	
582	79938AA	Planet, [010 / 087 / 089 / 090] (Front) (4 Gear) (26-Teeth Sun Gear)	1	
582	79938B	Planet, [010 / 087 / 089 / 090] (Front) (3 Gear) (28-Teeth Sun Gear)	1	090-323-805
582	79938BA	Planet, [010 / 087 / 089 / 090] (Front) (4 Gear) (28-Teeth Sun Gear)	1	
584	79939	Planet, [010 / 087 / 089 / 090] (Rear) (29-Teeth Sun Gear)	1	
584	79939A	Planet, [010 / 087 / 089 / 090] (Rear) (3 Gear) (26-Teeth Sun Gear)	1	
584	79939AA	Planet, [010 / 087 / 089 / 090] (Rear) (4 Gear) (26-Teeth Sun Gear)	1	
584	79939B	Planet, [010 / 087 / 089 / 090] (Rear) (3 Gear) (28-Teeth Sun Gear)	1	
584	79939BA	Planet, [010 / 087 / 089 / 090] (Rear) (4 Gear) (28-Teeth Sun Gear)	1	
592	79930	Ring Gear, [010 / 087 / 089 / 090] (Front Planet With Hub) (29-Teeth Sun Gear)	1	
592	79930A	Ring Gear, [010 / 087 / 089 / 090] (Front Planet With Hub) (26-Teeth Sun Gear)	1	
592	79930B	Ring Gear, [010 / 087 / 089 / 090] (Front Planet With Hub) (28-Teeth Sun Gear)	1	
594	79940	Ring Gear With Hub, [010 / 087 / 089 / 090] (Rear Annulus) (29-Teeth Sun Gear)	1	
594	79940A	Ring Gear With Hub, [010 / 087 / 089 / 090] (Rear Annulus) (26-Teeth Sun Gear)	1	

VW/AUDI [010 / 087 / 089 / 090] (1 Band)

ILL#	PART#	DESCRIPTION	QTY	REF #
		HARD PARTS (Cont)		
594	79940C	Ring Gear With Hub, [010 / 087 / 089 / 090] (Rear Annulus) (28-Teeth Sun Gear)	1	
612	79933	Sun Gear, [010 / 087 / 089 / 090] (29-Teeth)	1	010-323-285
612	79933A	Sun Gear, [010 / 087 / 089 / 090] (26-Teeth)	1	010-323-285E
612	79933B	Sun Gear, [010 / 087 / 089 / 090] (28-Teeth)	1	
622	79936	Shell, [010 / 087 / 089 / 090] (Driving) (29-Teeth Sun Gear)	1	
622	79936A	Shell, [010 / 087 / 089 / 090] (Driving) (26-Teeth Sun Gear)	1	
622	79936B	Shell, [010 / 087 / 089 / 090] (Driving) (28-Teeth Sun Gear) (5-5/8" Diameter Direct Drum)	1	
622	79936C	Shell, [087] (Driving) (28-Teeth Sun Gear) (5-7/8" Diameter Direct Drum) 1983-Up	1	
		SPRAGS & ONE WAY CLUTCHES		
644	K79728	Sprag Assembly W/Race, [010 / 087 / 089 / 090] (*With Lugs on Outer Diameter of Race)	1	
644	K79728A	Sprag Assembly W/Race, [010 / 087 / 089 / 090] (*No Lugs on Outer Diameter of Race)	1	
654	79727	Sprag, [010 / 087 / 089 / 090]	1	
665	79728	Outer Race, [010 / 087 / 089 / 090] (Sprag) (*With Lugs on Outer Diameter)	1	
665	79728A	Outer Race, [010 / 087 / 089 / 090] (Sprag) (*No Lugs on Outer Diameter)	1	
		HARD PARTS		
671	79956	Pump Shaft, [010] (Oil Pump) (13-7/8")	1	
671	79956A	Pump Shaft, [087] (Oil Pump) (20-1/8")	1	
671	79956B	Pump Shaft, [089] (Oil Pump) (19-5/16")	1	
671	79956C	Pump Shaft, [090] (Oil Pump) (21")	1	
671	79956E	Pump Shaft, [087 / 089] (Oil Pump) (18-7/8")	1	
673	79953	Turbine Shaft, [010] (Main) (10-3/8")	1	
673	79953A	Turbine Shaft, [089] (Main) (15-3/4")	1	
673	79953B	Turbine Shaft, [087] (Main) (16-5/8")	1	
673	79953C	Turbine Shaft, [090] (Main) (18")	1	
673	79953D	Turbine Shaft, [087] (16-5/8") (With Seal .590"ID)	1	
673	79953E	Turbine Shaft, [087 / 089] (Main) (15-3/8")	1	
680	79988	Governor Assembly, [010] (18-Teeth) (Aluminum Body) 1975-82	1	
680	79988D	Governor Assembly, [090] (18-Teeth) (Late-Steel) 1983-Up	1	090-035-041
680	79988A	Governor Assembly, [089] (13-Teeth) (Aluminum Body) 1975-82	1	089-325-041B
680	79988F	Governor Assembly, [089] (13-Teeth) (Late-Steel) 1983-Up	1	
680	79988C	Governor Assembly, [087] (16-Teeth) (Aluminum Body) 1975-82	1	087-325-041
680	79988E	Governor Assembly, [087] (16-Teeth) (Late-Steel) 1983-Up	1	
		VALVE BODY (REBUILT)		
740	VW-8901	Valve Body, [010] 1976-Up	1	
		VALVE BODIES		
740	79990A	Valve Body, [010 / 087 / 089 / 090] (Cast # 283D)	1	
740	79990B	Valve Body, [010 / 087 / 089 / 090] (Cast # 283E)	1	
740	79990C	Valve Body, [010 / 087 / 089 / 090] (Cast # 283F)	1	
740	79990D	Valve Body, [010 / 087 / 089 / 090] (Cast # 283G)	1	
740	79990	Valve Body, [010 / 087 / 089 / 090] (Cast # 283J)	1	
		HARD PARTS		
760	79800	Case, [010 / 087 / 089 / 090] (Cast # 105)	1	
760	79800B	Case, [010 / 087 / 089 / 090] (Cast # 105B)	1	
760	79800D	Case, [010 / 087 / 089 / 090] (Cast # 105D)	1	

VW/AUDI [010 / 087 / 089 / 090] (1 Band)

ILL#	PART#	DESCRIPTION	QTY	REF #
		HARD PARTS (Cont)		
765	79801	Pan, [010 / 087 / 089 / 090] (With Filler Tube In Case)	1	
765	79802	Pan, [010 / 087 / 089 / 090] (With Filler Tube In Pan)	1	
905	K79895	Servo Assembly, [010 / 087 / 089 / 090]	1	
906	79891	Spring, [010 / 087 / 089 / 090] (Servo)	1	
907	79892	Piston, [010 / 087 / 089 / 090] (Servo)	1	
909	79893	Cover, [010 / 087 / 089 / 090] (Servo)	1	
919	79689	Bolt, [010 / 087 / 089 / 090] (Band Adjusting)	1	
922	79689A	Nut, [010 / 087 / 089 / 090] (Band Adjusting)	1	
925	K79890	Accumulator Assembly, [010 / 087 / 089 / 090]	1	
926	79891A	Spring, [010 / 087 / 089 / 090] (Accumulator)	1	
927	79928	Piston, [010 / 087 / 089 / 090] (Accumulator) (Late Type) (Molded Rubber)	1	003-325-405C
927	79928P	Piston, [010 / 087 / 089 / 090] (Accumulator) (Early Type) (With Lip Seal)	1	
958	79974	Tube, [010 / 087 / 089 / 090] (1st Intermediate Clutch Apply)	1	
962	79970	Piston, [010 / 087 / 089 / 090] (1st / Reverse Clutch) (Without Check Ball) (Molded Rubber) 1975-82	1	010-323-479A
962	79970A	Piston, [010 / 087 / 089 / 090] (1st / Reverse Clutch) (With Check Ball) (Molded Rubber) 1983-Up	1	010-323-512A
964	79973	Piston, [010 / 087 / 089 / 090] (Forward Clutch) (Molded Rubber)	1	010-323-217A
965	79974	Piston, [010 / 087 / 089 / 090] (Direct Clutch) (Molded Rubber)	1	010-323-121B
972	79599	Retainer W/Spring, [010 / 087 / 089 / 090] (1st / Intermediate Clutch)	1	
974	79598	Spring, [010 / 087 / 089 / 090] (Diaphragm Forward Clutch) (8-Lugs)	1	010-323-229D
974	79598A	Spring, [010 / 087 / 089 / 090] (Diaphragm Forward Clutch) (16-Lugs)	1	010-323-229C
974	79598B	Spring, [087] (Diaphragm Forward Clutch) (Wire Type)	1	
975	79976	Spring, [010 / 087 / 089 / 090] (Direct Clutch Return)	1	
989	79979	Plate, [010 / 087 / 089 / 090] (Intermediate)	1	
991	K79676	Linkage Assembly, [010 / 087 / 089 / 090]	1	
995	K79678	Park Pawl Assembly, [010 / 087 / 089 / 090]	1	
998	79698	Cooler, [010 / 087 / 089 / 090] (External) (Cast #)	1	

NOTES:

TRANSAVER-TRANSMISSION OIL COOLERS



TRANSAVER-Transmission Oil Coolers

The Industry's first transmission cooler, the TRANSAVER Transmission Oil Cooler is available in six sizes to fit a wide range of applications Sub-compact to motor homes.

- FEATURES:**
- * Ultrasonically Soldered for Reliability
 - * 100% Pressure Tested at 150 PSI for Quality Assurance
 - * High Efficiency Turbulators for Maximum Heat Dissipation
 - * 3/8" Push-on Fittings for Quick and Easy Installation

Model #	GVWR	Dimensions	Application	Towing Up To:
1401	Up to 12,000 lbs.	3/4" x 5" x 12-1/2"	Sub-compact to Compact cars	
1402	Up to 16,000 lbs.	3/4" x 5" x 15-7/8"	Compact and Mid-size cars	2,500 lbs.
1403	Up to 18,000 lbs.	3/4" x 7-1/2" x 12-1/2"	Mid-size and Full-size cars & pick-ups	3,500 lbs.
1404	Up to 22,000 lbs.	3/4" x 7-1/2" x 15-7/8"	Pick-ups & Vans, Class "C" motor homes	5,000 lbs.
1405	Up to 26,000 lbs.	3/4" x 10" x 15-7/8"	Class "A" motor homes, Large travel trailers	10,000 lbs.




TRANSAVER Plus- Transmission Oil Coolers

The TRANSAVER Plus plate and fin design offers excellent cooling efficiency in a compact, space-efficient design.

- FEATURES:**
- * 33% More Efficient than a Comparable Tube & Fin Design
 - * Pre-Drilled Mounting Plates for Easy Installation
 - * Internal Turbulation for Efficient Heat Transfer
 - * 3/8" Push-on Fittings for Quick and Easy Installation

Model #	GVWR	Dimensions	Application	Towing Up To:
1676	Up to 18,000 lbs.	3/4" x 11" x 6"	Sub-compact to Compact cars	
1677	Up to 20,000 lbs.	3/4" x 11" x 7-1/2"	Mid-size and Full-size cars & pick-ups	2,500 lbs.
1678	Up to 24,000 lbs.	3/4" x 11" x 9-1/2"	Pick-ups & Vans Class "C" motor homes	5,000 lbs.
1679	Up to 30,000 lbs	3/4" 11" x 11-5/8"	Class "A" motor homes, Large travel trailers	10,000 lbs.



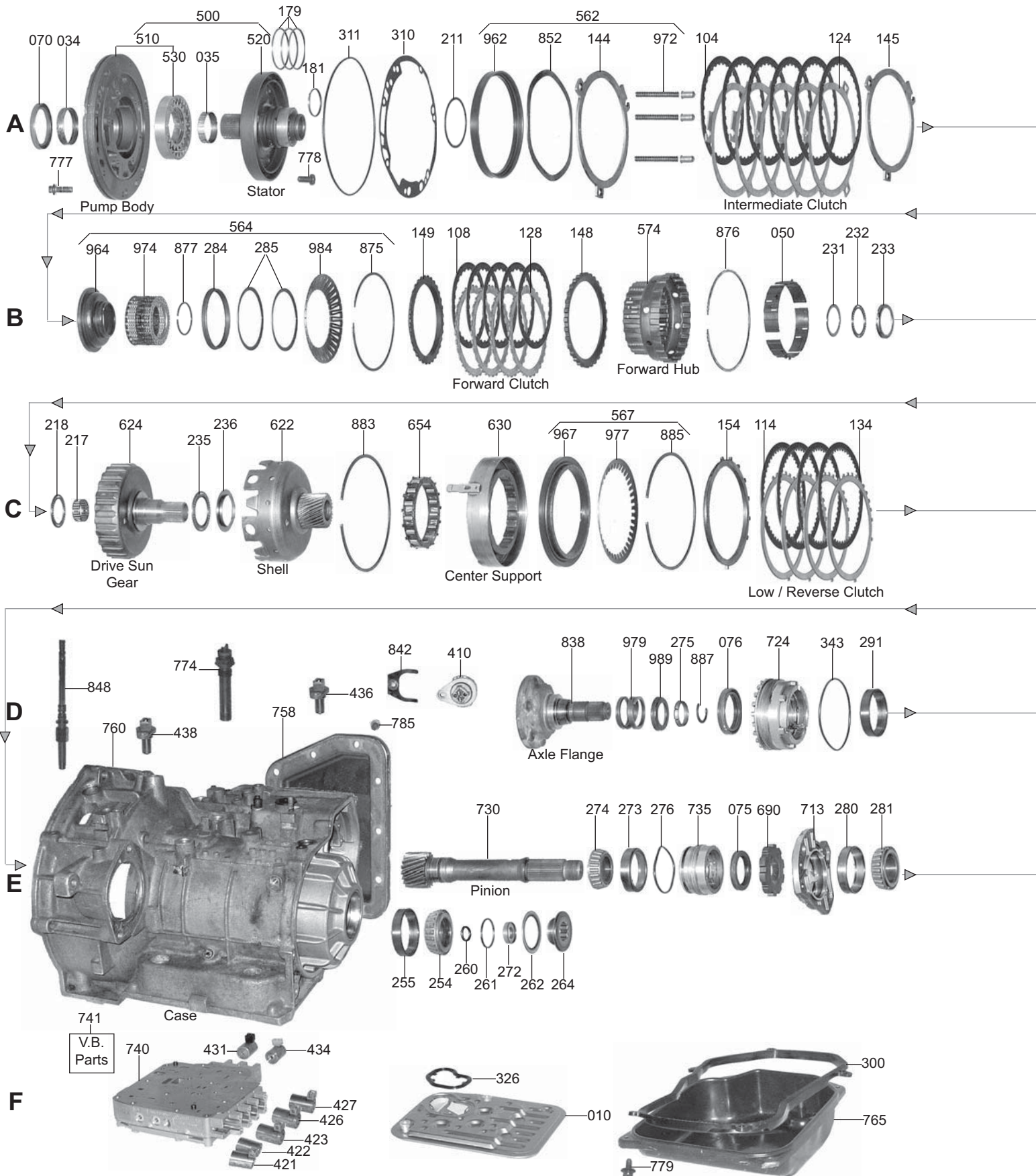
Remote Transmission Oil Cooling System

- FEATURES:**
- * Available in both (Tube & Fin) and (Plate & Fin) Designs
 - * Units are Pre-assembled and can be Mounted Remotely or Adjacent to the radiator
 - * Keeps Transmission Cool Under Extreme Conditions
 - * Ideal for Trucks, RVs, SUVs, or where Radiator Mounting is not possible

Model #	Dimensions	Fitting
525	3.5" x 11" x 18.5"	9/16"- 18 S.A.E Flare
526	3.5" x 11" x 13.8"	3/8" Push-on

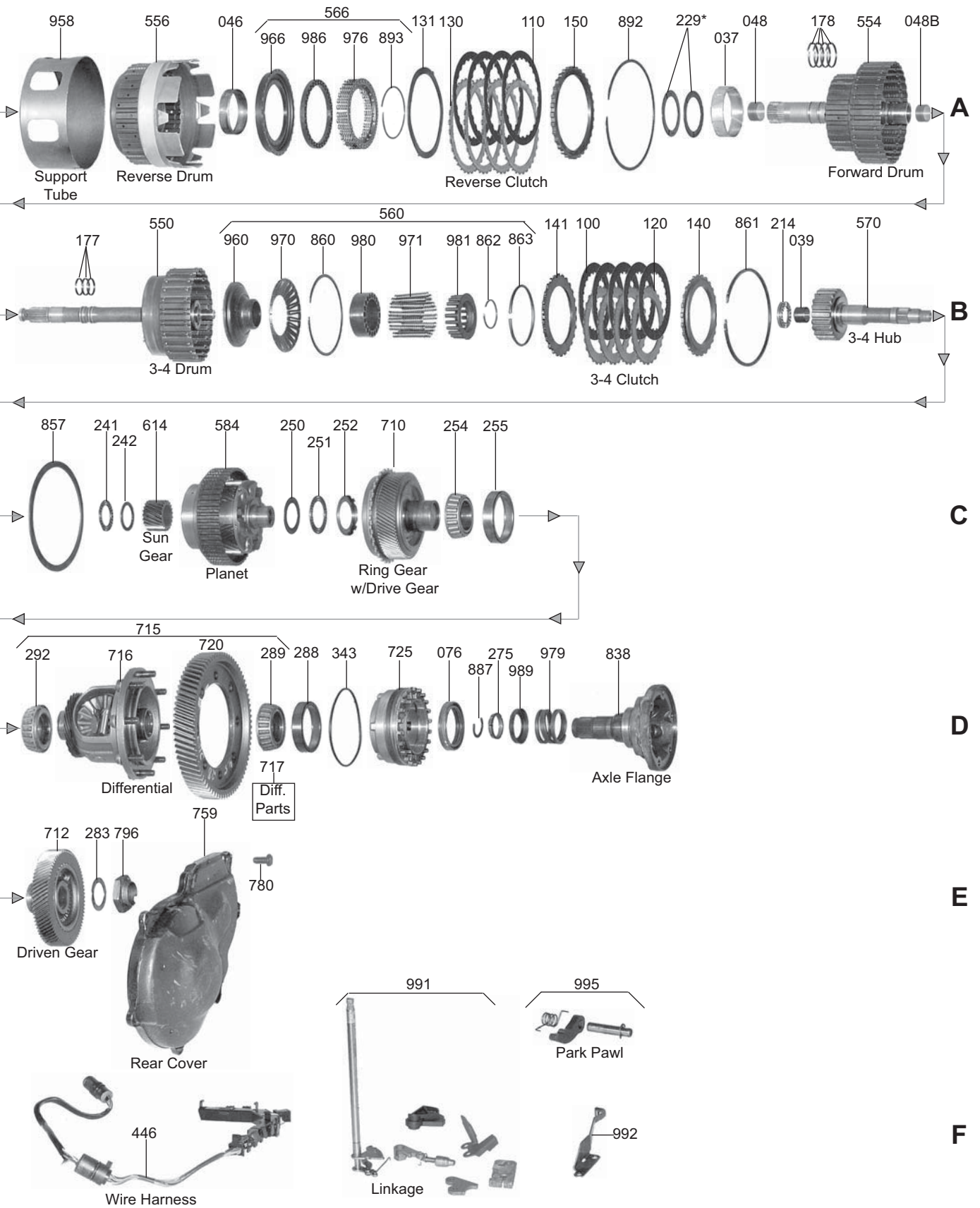
VW [AG4] (095/096 /01M) (098 /01P)

FWD 4 Spd



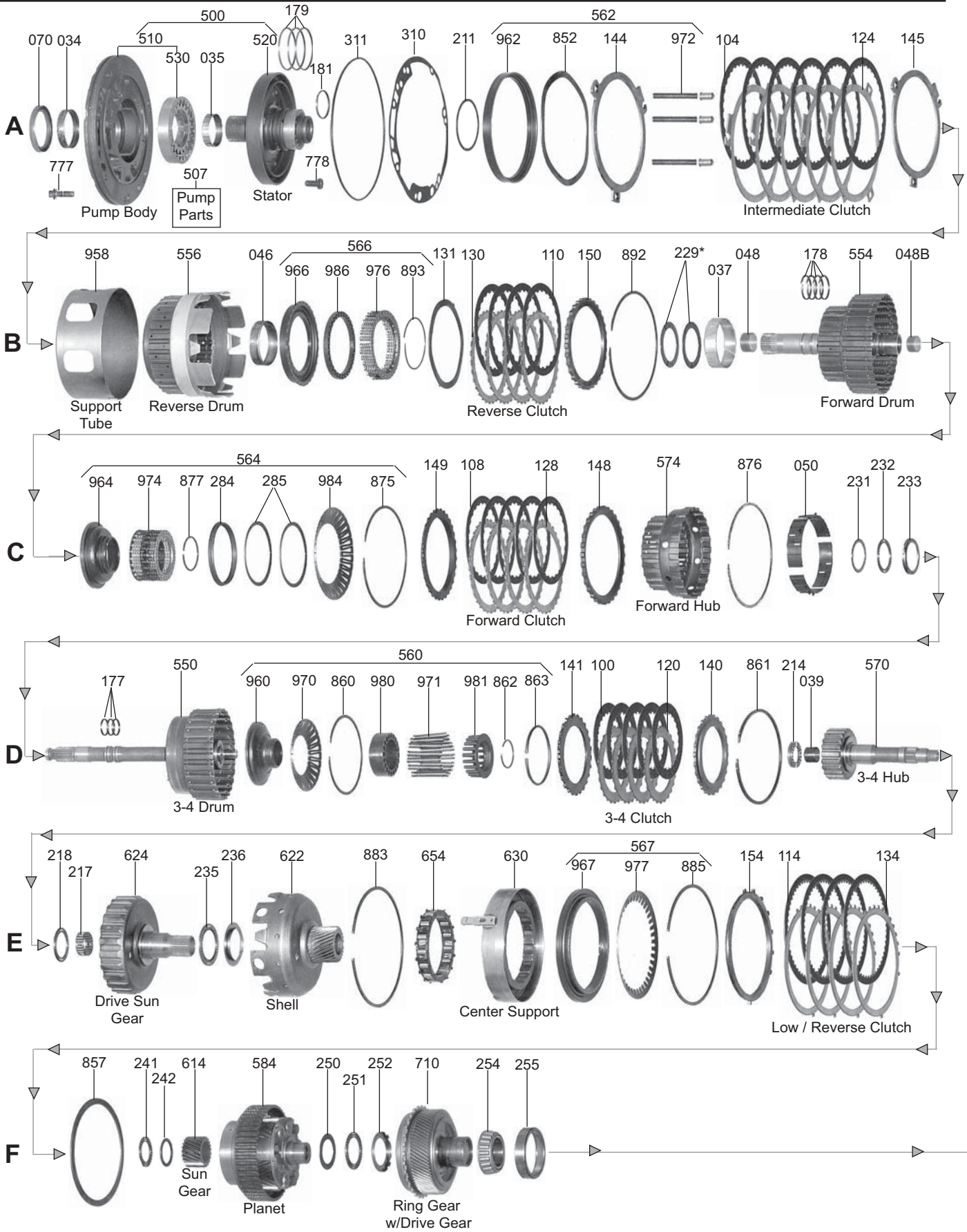
VW [AG4] (095/096 /01M) (098 /01P)

FWD 4 Spd




VW/AUDI [AG4] (097 /01N)

FWD 4 Speed



VW/AUDI [AG4] (097 /01N)

FWD 4 Speed



VW/AUDI [AG4] (095/096 /01M) (098 /01P) (097 /01N)

ILL#	PART #	DESCRIPTION	QTY	REF #
		OVERHAUL KITS		
	K119900P	Overhaul Kit, [095 / 096 / 01M] (With Pistons) 1990-Up	1	
	K119900	Overhaul Kit, [095 / 096 / 01M] (Without Piston)	1	
	K119900AP	Overhaul Kit, [AG4 / 097 / 01N] (With Pistons) 1991-Up	1	
	K119900A	Overhaul Kit, [AG4 / 097 / 01N] (Without Pistons)	1	
	K119900BP	Overhaul Kit, [AG4 / 098 / 01P] (With Pistons) 1992-Up	1	
	K119900B	Overhaul Kit, [AG4 / 098 / 01P] (Without Pistons)	1	
		MASTER L/STEEL KITS		
	DK11900P-S	Master L/Steels Kit, [AG4 / 095 / 096] (With Pistons) (German Built >1989-12/94)	1	
	DK11900-S	Master L/Steels Kit, [AG4 / 095 / 096] (Without Pistons) (German Built >1989-12/94)	1	
	DK11900EP-S	Master L/Steels Kit, [096 / 01M] (With Pistons) (Mexican Built >1/1995-03) (*All Except (Jetta VR-6 >2001-03) and (Passat VR-6 >8/1993-12/94)	1	
	DK11900E-S	Master L/Steels Kit, [096 / 01M] (Without Pistons) (Mexican Built >1/1995-03) (*All Except (Jetta VR-6 >2001-03) and (Passat VR-6 >8/1993-12/94)	1	
	DK11900D-S	Master L/Steels Kit, [096] (VR1) (Jetta & Passat >2001-03) (1-Sided K3 Frictions)	1	
	DK11900AP-S	Master L/Steels Kit, [AG4 / 097] (With Pistons) (German Built >1989-12/94)	1	
	DK11900A-S	Master L/Steels Kit, [AG4 / 097] (Without Pistons) (German Built >1989-12/94)	1	
	DK11900BP-S	Master L/Steels Kit, [AG4 / 098] (With Pistons) (German Built >1992-94) (Eurovan & Sharon)	1	
	DK11900B-S	Master L/Steels Kit, [AG4 / 098] (Without Pistons) (German Built >1992-94) (Eurovan & Sharon)	1	
	DK11900FP-S	Master L/Steels Kit, [01N] (With Pistons) 1/1995-03 (*Also [097] (Mexican Built Code "CFS" >1/1993-12/94)	1	
	DK11900F-S	Master L/Steels Kit, [01N] (Without Pistons) 1/1995-03 (*Also [097] (Mexican Built Code "CFS" >1/1993-12/94)	1	
	DK11900G-S	Master L/Steels Kit, [01P / 099] (Without Pistons) 1/1995-03 (*Also [098] (Mexican Built >8/1993-12/94)	1	
		MASTER W/STEEL KITS		
	DK11900P	Master W/Steels Kit, [AG4 / 095 / 096] (With Pistons) (German Built >1989-12/94)	1	
	DK11900	Master W/Steels Kit, [AG4 / 095 / 096] (Without Pistons) (German Built >1989-12/94)	1	
	DK11900EP	Master W/Steels Kit, [01M / 096] (With Pistons) (Mexican Built [01M] >1/1995-03) (*All Except (Jetta VR-6 >2001-03) and (Passat VR-6 (096) >8/1993-12/94)	1	
	DK11900E	Master W/Steels Kit, [01M / 096] (Without Pistons) (Mexican Built [01M] >1/1995-03) (*All Except (Jetta VR-6 >2001-03) and (Passat VR-6 (096) >8/1993-12/94)	1	
	DK11900D	Master W/Steels Kit, [096] (VR1) (Jetta & Passat >2001-03) (1-Sided K3 Frictions)	1	
	DK11900AP	Master W/Steels Kit, [AG4 / 097] (With Pistons) (German Built >1989-12/94)	1	
	DK11900A	Master W/Steels Kit, [AG4 / 097] (Without Pistons) (German Built >1989-12/94)	1	
	DK11900BP	Master W/Steels Kit, [AG4 / 098] (With Pistons) (German Built >1992-94) (Eurovan & Sharon)	1	
	DK11900B	Master W/Steels Kit, [AG4 / 098] (Without Pistons) (German Built >1992-94) (Eurovan & Sharon)	1	
	DK11900FP	Master W/Steels Kit, [01N] (With Pistons) 1/1995-03 (*Also [097] (Mexican Built Code "CFS" >1/1993-12/94)	1	
	DK11900F	Master W/Steels Kit, [01N] (Without Pistons) 1/1995-03 (*Also [097] (Mexican Built Code "CFS" >1/1993-12/94)	1	
	DK11900G	Master W/Steels Kit, [01P / 099] (Without Pistons) 1/1995-03 (*Also [098] (Mexican Built >8/1993-12/94)	1	
		FILTERS		
010	119710	Filter, 1990-95 (With Kidney Shape Inlet)	1	095-325-429D
010	119710A	Filter, 1996-Up (With Round Inlet)	1	01M-325-429
		FILTER KITS		
	FK119710	Filter Kit, [095 / 096 / 097 / 098] 1990-95	1	

VW/AUDI [AG4] (095/096 /01M) (098 /01P) (097 /01N)

ILL#	PART#	DESCRIPTION	QTY	REF #
		FILTER KITS (Cont)		
	FK119710A	Filter Kit, [096] (With Lip Seal) 1996-Up	1	
		BUSHINGS		
	K119905	Bushing Kit, [095 / 096 / 097 / 098]	1	
	119905-01K	Bushing & Washer Kit, [096 / 097 / 098 Only] (Includes: Forward Drum (K1), Shaft (K1), Reverse Drum (K2), Pump Gear, Pump Housing Bushings, & 2-Washers) (1-OE Thick & 1-.015"Oversize) (*Recommended Removal & Install Tools: 119905-TL1, 119905-TL2, 119905-TL5)	1	Sonnax
034	119005	Bushing, [095 / 096 / 097 / 098] (Pump Body)	1	
035	119024	Bushing, [095 / 096 / 097 / 098] (Inner Pump Gear)	1	
037	119006	Bushing, [095 / 096 / 097 / 098] (Forward Drum) (Large) (Front) (to Stator)	1	
039	119007	Bushing, [095 / 096 / 097 / 098] (3-4 Hub) (Pilot) (Front) (to Forward Drum)	1	
048	119004	Bushing, [095 / 096 / 097 / 098] (Forward Drum Shaft) (Small) (Front)	1	
048	119003	Bushing, [095 / 096 / 097 / 098] (Forward Drum Shaft) (Small) (Rear)	1	
050	119013A	Bushing, [095 / 096 / 01M] (Forward Hub to 3-4 Drum) (Plastic Insert) (.768" Tall)	4	
050	119013B	Bushing, [097 / 098] (Forward Hub to 3-4 Drum) (Plastic Insert) (.650" Tall)	4	
		METAL CLAD SEALS		
070	119151	Seal, [095 / 096 / 097 / 098] (Front)	1	096-95-321-243
	119152	Seal, [095 / 096 / 097 / 098] (Manual Shaft Lever)	1	095-321-182B
075	119153	Seal, [095 / 096 / 01M] (Pinion / Output Shaft) (Large-52mm)	1	096-323-862-A
075	119153A	Seal, [095 / 096 / 01M] (Pinion / Output Shaft) (Small-50mm)	1	095-323-862-A
075	119153B	Seal, [097 / 01N] (Pinion / Output Shaft)	1	097-409-529D
075	119153C	Seal, [098 / 01P] (Pinion / Output Shaft)	1	098-323-862A
076 077	79309	Seal, [095 / 096 / 01M] (Axle Both Sides)	2	020-301-189H
076 077	119154	Seal, [098 / 01P] (Axle Both Sides)	2	016-409-399B
077	119155	Seal, [097] (Axle Left)	1	097-409-400D
076	119156	Seal, [097] (Axle Right)	1	097-409-399A
		FRICION CLUTCHES		
100	119108	Friction, [095 / 096 / 097 / 098] (3-4 Clutch) (K3) (.063") (3.80"OD) (22-Teeth) 1990-94	4-6	095-323-941A
100	119108A	Friction, [095 / 096 / 097 / 098] (3-4 Clutch) (K3) (.063") (4.05"OD) 1995-Up	4-6	095-323-941C
100	119108B	Friction, [095 / 096 / 01M] (3-4 Clutch) (K3) (.049") (22-Internal Teeth) (1-Sided) 2000-03	4-6	
120	119108C	Friction, [095 / 096 / 01M] (3-4 Clutch) (K3) (.048") (28-External Teeth) (1-Sided) 2000-03	4-6	
104	119102	Friction, [095 / 096 / 097 / 098] (Intermediate Clutch) (B2) (.063") (6.10"OD) (32-Teeth) 1990-Up	4-6	095-323-465D
108	119106	Friction, [095 / 096 / 097 / 098] (Forward Clutch) (K1) (.063") (4.80"OD) (24-Teeth) (*Also Reverse Clutch (K2) 1990-Up)	4-10	095-323-241A
110	119106	Friction, [095 / 096 / 097 / 098] (Reverse Clutch) (K2) (.063") (4.80"OD) (24-Teeth) 90-Up	4-5	095-323-241A
114	119103	Friction, [095 / 096 / 097 / 098] (Low / Reverse Clutch) (B1) (.063") (5.75"OD) (50-Teeth) 1990-95	4-5	095-323-231A
114	119103A	Friction, [095 / 096 / 097 / 098] (Low / Reverse Clutch) (B1) (.063") (5.75"OD) (50-Teeth) 1996-Up	4-6	095-323-231C
	K119100	Friction Module, [095 / 096 / 097] 1989-94	1	
	K119100E	Friction Module, [095 / 096 / 097] 1995-Up	1	
		STEEL CLUTCHES		
120	119109	Steel, [095 / 096 / 097 / 098] (3-4 Clutch) (K3) (.079") (2.80"ID) (26-Teeth) 1990-94	3-5	095-323-227A
120	119109B	Steel, [095 / 096 / 097 / 098] (3-4 Clutch) (K3) (.063") (2.80"ID) (28-Teeth) 1995-Up	4-6	
120	119109A	Steel, [095 / 096 / 097 / 098] (3-4 Clutch) (K3) (.058") (2.80"ID) (28-Teeth) 1995-Up	4-6	
124	119104	Steel, [095 / 096 / 097 / 098] (Intermediate Clutch) (B2) (.079") (5.35"ID) (3-Teeth) 90-Up	5-7	097-323-463

VW/AUDI [AG4] (095/096 /01M) (098 /01P) (097 /01N)

ILL#	PART#	DESCRIPTION	QTY	REF #
		STEEL CLUTCHES (Cont)		
124	119104A	Steel, [095 / 096 / 097 / 098] (Intermediate Clutch) (B2) (.089") (5.35"ID) (3-Teeth) 90-Up	AR	097-323-463A
124	119104B	Steel, [095 / 096 / 097 / 098] (Intermediate Clutch) (B2) (.095") (5.35"ID) (3-Teeth) 90-Up	AR	097-323-463B
124	119104G	Steel, [095 / 096 / 097 / 098] (Intermediate Clutch) (B2) (.108") (5.35"ID) (3-Teeth) 90-Up	AR	097-323-463G
124	119104C	Steel, [095 / 096 / 097 / 098] (Intermediate Clutch) (B2) (.118") (5.35"ID) (3-Teeth) 90-Up	AR	097-323-463C
128	119107	Steel, [095 / 096 / 097 / 098] (Forward Clutch) (K1) (.079") (4.10"ID) (32-Teeth) 1990-Up (*Also Reverse Clutch (K2))	4-5	097-323-463
128	119107A	Steel, [095 / 096 / 097 / 098] (Forward Clutch) (K1) (.057") (4.10"ID) (32-Teeth) 1995-Up	4-6	
130	119107	Steel, [095 / 096 / 097 / 098] (Reverse Clutch) (K2) (.079") (4.10"ID) (32-Teeth) 1990-Up	5	
131	119107C	Steel, [095 / 096 / 097 / 098] (Reverse Clutch) (Cushion) (.058") (2-Teeth)	1	
134	119100	Steel, [095 / 096 / 097 / 098] (Low / Reverse Clutch) (B1) (.079") (5.10"OD) (12-Teeth) 1990-94	6	095-323-227
134	119100A	Steel, [095 / 096 / 097 / 098] (Low / Reverse Clutch) (B1) (.057") (5.10"OD) (12-Teeth) 1995-Up	6	095-323-227A
		CLUTCH PRESSURE PLATES		
140	119139A	Pressure Plate, [095 / 096 / 097 / 098] (3-4 Clutch) (Top) (K3) (.125") (26-Teeth)	1	
140	119139AA	Pressure Plate, [095 / 096 / 097 / 098] (3-4 Clutch) (Top) (K3) (28-Teeth)	1	
141	119139B	Apply Plate, [095 / 096 / 097 / 098] (3-4 Clutch) (Bottom) (K3) (26-Teeth)	1	
141	119139BA	Apply Plate, [095 / 096 / 097 / 098] (3-4 Clutch) (Bottom) (K3) (28-Teeth)	1	
144	119134	Pressure Plate, [095 / 096 / 097 / 098] (Intermediate Clutch) (Front) (B2)	1	
145	119134A	Apply Plate, [095 / 096 / 097 / 098] (Intermediate Clutch) (Rear) (B2)	1	
148	119131	Pressure Plate, [095 / 096 / 097 / 098] (Forward Clutch) (Top) (K1)	1	
149	119131AA	Apply Plate, [095 / 096 / 097 / 098] (Forward Clutch) (Bottom) (K1)	1	
150	119131A	Pressure Plate, [095 / 096 / 097 / 098] (Reverse Clutch) (Top) (K2) (.171" Thick on ID) (.188" Thick on OD)	1	
150	119131	Pressure Plate, [095 / 096 / 097 / 098] (Reverse Clutch) (Top) (K2) (.121" Thick on ID) (.188" Thick on OD)	1	
150	119131B	Pressure Plate, [095 / 096 / 097 / 098] (Reverse Clutch) (Top) (K2) (.251" Overall Thickness)	1	
154	119130A	Pressure Plate, [095 / 096 / 097 / 098] (Low / Reverse Clutch) (Top) (B1)	1	
		VALVE BODY KIT		
	K119908	Shift Kit, [095 / 096 / 01M] (*Fits Units With Round Lip Seal Grommet Type Filter) 95-Up	1	Transgo
		OIL SEALING RINGS		
	K119903	Ring Kit, [095 / 096 / 097 / 098]	1	
177	119301	Ring, [095 / 096 / 097 / 098] (Input Shaft)	2	
178	119302	Ring, [095 / 096 / 097 / 098] (Turbine Shaft)	4	
179	119303	Ring, [095 / 096 / 097 / 098] (Reverse Clutch)	2	
181	119304	Ring, [095 / 096 / 097 / 098] (Forward Clutch)	1	
		WASHERS & BEARINGS		
	K119907	Washer Kit, [095 / 096 / 097 / 098]	1	
211	119403	Washer, [095 / 096 / 097 / 098] (Stator to Reverse Drum) (Plastic)	1	095-323-345
214	119415	Bearing W/Race, [095 / 096 / 097 / 098] (3-4 Clutch Drum to 3-4 Clutch Hub)	1	
217	119416	Cage Bearing, [095 / 096 / 097 / 098] (3-4 Clutch Hub to Drive Hub)	1	095 323 907
218	119417	Bearing, [095 / 096 / 097 / 098] (3-4 Clutch Hub to Drive Hub)	1	095 323 909
229	119404	Washer, [095 / 096 / 097 / 098] (Reverse Clutch Drum to Forward Clutch Drum) (Plastic) (.045" Thick)	1	
231	119440	Race, [095 / 096 / 097 / 098] (Forward Clutch Drum to 3-4 Clutch Drum) (Front)	1	095 323 165
232	119418	Bearing, [095 / 096 / 097 / 098] (Forward Clutch Drum to 3-4 Clutch Drum)	1	
233	119441	Race, [095 / 096 / 097 / 098] (Forward Clutch Drum to 3-4 Clutch Drum) (Rear)	1	
235	119419	Bearing, [095 / 096 / 097 / 098] (Drive Hub to Sun Shell)	1	095 323 708

VW/AUDI [AG4] (095/096 /01M) (098 /01P) (097 /01N)

ILL#	PART#	DESCRIPTION	QTY	REF #
		WASHERS & BEARINGS (Cont)		
236	119442	Race, [095 / 096 / 097 / 098] (Drive Hub to Sun Shell)	1	095 323 714
241	119420	Bearing, [095 / 096 / 097 / 098] (Sun Shell to Rear Sun Gear) 1990-92	1	095 323 727
241	119420A	Bearing, [095 / 096 / 097 / 098] (Sun Shell to Rear Sun Gear) 1993-95	1	095 323 727B
242	119443	Race, [095 / 096 / 097 / 098] (Sun Shell to Rear Sun Gear)	1	095 323 715
250	119402	Race, [095 / 096 / 097 / 098] (Planet to Ring Gear) (Front)	1	095 323 739
251	119421	Bearing, [095 / 096 / 097 / 098] (Planet to Ring Gear)	1	
252	119401	Race, [095 / 096 / 097 / 098] (Planet to Ring Gear) (Rear)	1	095 323 743A
254	119977	Tapered Bearing, [095 / 096 / 097 / 098] (Ring Gear to Case)	2	003 519 185
255	119978	Cup Race, [095 / 096 / 097 / 098] (Ring Gear to Case)	2	
262	119405	Washer, [095 / 096 / 097 / 098] (Collar to Bearing)	1	
264	119444	Collar / Nut, [095 / 096 / 098] (Rear Planet Ring Gear to Case Bearing)	1	
272	119422	Bearing W/Races, [095 / 096 / 098] (Rear Planet Ring Gear to Collar / Nut)	1	
273	119978A	Cup Race, [095 / 096 / 097 / 098] (Pinion Bearing Cup)	1	
274	119977A	Tapered Bearing, [095 / 096 / 097 / 098] (Pinion)	1	
275	119406	Washer, [095 / 096 / 097 / 098] (Axle Flange to Differential Housing)	1	
276	119407	Washer, [095 / 096 / 097 / 098] (Park Gear to Pinion Bearing)	1	
280	119978B	Cup Race, [095 / 096 / 097 / 098] (Driven Transfer Gear Bearing)	1	
281	119977B	Tapered Bearing, [095 / 096 / 097 / 098] (Driven Transfer Gear)	1	
283	119423	Bearing W/Races, [095 / 096 / 097 / 098] (Transfer Driven Gear to Bolt)	1	
284	119445	Spacer, [095 / 096 / 097 / 098] (Under Forward Clutch Beveled Spring)	1	
285	119446	Shim, [095 / 096 / 097 / 098] (Under Forward Clutch Beveled Spring)	1	
288 291	92769	Cup Race, [095] (Differential Bearing Cup) (Both Sides) (2.676"OD)	2	LM300811
289 292	79977	Tapered Bearing, [095] (Differential) (Both Sides) (1.614"ID)	2	LM300849
288 291	79978A	Cup Race, [095 / 096 / 097 / 098] (Differential Bearing Cup) (Both Sides) (2.563"OD)	2	LM29710
289 292	79977A	Tapered Bearing, [096] (Differential) (Both Sides) (1.500"ID)	2	LM29749
288 291	119978C	Cup Race, [097] (Differential Bearing Cup) (Both Sides) (2.952"OD)	2	LM503310
289 292	119977C	Tapered Bearing, [097] (Differential) (Both Sides) (1.811"ID)	2	LM503349A
		GASKETS & RUBBER COMPONENTS		
300	119500	Gasket, [095 / 096 / 01M] (Bottom Pan)	1	095-321-371
300	119500A	Gasket, [097] (Bottom Pan)	1	095-321-371
300	119500C	Gasket, [01N] (Bottom Pan)	1	01N-321-371
300	119500B	Gasket, [098 / 099 / 01P] (Bottom Pan)	1	098-321-370
	119506	Gasket, [095 / 096 / 097 / 098] (Differential Cover)	1	
	119505	Gasket, [095 / 096 / 097 / 098] (Transfer Gear Cover)	1	096-321-488
310	119503	Gasket, [095 / 096 / 097 / 098] (Pump) 1989-12/1994	1	095-321-385A
310	119503A	Gasket, [095 / 096 / 097 / 098] (Pump) 1/1995-Up	1	01M-321-385
311	119522	O-Ring, [095 / 096 / 097 / 098] (Pump)	1	095-321-386
		TECHNICAL MANUALS		
	TM096-097	Technical Manual, [095 / 096 / 097 / 098]	1	ATSG
	TM01MTDG	Technical Guide, [01M] (Technical Diagnostic Guide)	1	ATSG
		ELECTRICAL COMPONENTS		
410	119987A	PRNDL Switch, [095 / 096 / 098] (7-Prong) (1-Bolt) (Cast # 095 919 823A)	1	
410	119987B	PRNDL Switch, [095 / 096 / 098] (7-Prong) (1-Bolt) (Cast # 095 919 823B)	1	
410	119987	PRNDL Switch, [095 / 096 / 098] (7-Prong) (1-Bolt) (Cast # 095 919 823F)	1	095-919-823F
421	119952	Solenoid, [095 / 096 / 097 / 098 / 01M] (EV2) (N89) (B2-Shift)	1	095-927-331A

VW/AUDI [AG4] (095/096 /01M) (098 /01P) (097 /01N)

ILL#	PART#	DESCRIPTION	QTY	REF #
		ELECTRICAL COMPONENTS (Cont)		
422	119952	Solenoid, [095 / 096 / 097 / 098 / 01M] (EV1) (N88) (K1) (B1-Shift)	1	
423	119952	Solenoid, [095 / 096 / 097 / 098 / 01M] (EV5) (N92) (Shift Apply Feel)	1	
426	119952	Solenoid, [095 / 096 / 097 / 098 / 01M] (EV3) (N90) (K3-Shift)	1	
427	119952	Solenoid, [095 / 096 / 097 / 098] (EV4) (N91) (TCC)	1	
427	119954	Solenoid, [01M] (EV4) (N91) (EPC)	1	
434	119952	Solenoid, [095 / 096 / 097 / 098] (EV7) (N94) (3-4 Control)	1	
434	119952	Solenoid, [01M] (EV7) (N94) (K1-Clutch Kickdown)	1	
431	119954	Solenoid, [095 / 096 / 097 / 098 / 01M] (EV6) (N93) (EPC)	1	
436	119955	Sensor, [095 / 096] (Input) (2-Terminal) (Half Round "D" Connector) 1999-05	1	
436	119955A	Sensor, [095 / 096] (Input & Output) [01M] (Input) (Rectangular Connector) 1990-06	1	
438	119958	Sensor, [095 / 096 / 01M / 01N] (Output) (3-Terminal) (12" Harness) 1999-05	1	
446	119957	Internal Wire Harness W/ Case Connector, [095 / 096] (Brass Strap Type) (Brass Strap From the Case Connector has 90 Degree Bend & T's into Center of Solenoid Connector) 1990-94	1	096-927-365
446	119957A	Internal Wire Harness W/ Case Connector, [01M] (Brass Strap Type) (Brass Strap From the Case Connector is Straight & Elbows 90 Degrees in the End of Solenoid Connector) 1995-Up	1	01M-927-365
446	119957B	Internal / External Wire Harness W/ Pass Through Case Connector, [097 / 01N] (Brass Strap Type) (External Wire Harness 17-3/4" Long Between Pass Thru Connector & External Connector) 1990-Up	1	097-927-365-D
446	119957C	Internal / External Wire Harness W/ Pass Through Case Connector, [098 / 01P] (Brass Strap Type) (External Wire Harness is 12" Long Between Pass Thru Connector & External Connector) 1990-Up	1	098-927-365A
446	119987R	Replacement Internal / External Wire Harness, [095 / 096 / 097 / Some 098] (Eliminates OE Brass Strap Type Harness) (Universal Applications) 1990-Up	1	Rostra
		HARD PARTS		
500	119912	Pump Complete, [095 / 096 / 097 / 098]	1	
510	119916	Pump Body W/Gears, [095 / 096 / 097 / 098] (Cast # 095 321 247B)	1	
510	119916B	Pump Body W/Gears, [095 / 096 / 097 / 098] (Cast # 01M 321 247)	1	
520	119915A	Stator, [095 / 096 / 097 / 098] (With 4-Large Holes & 1-Small Hole Inside Tube) (*No Check Valves on Flat Surface of Stator)	1	
520	119915B	Stator, [095 / 096 / 097 / 098] (With 4-Large Holes & 1-Small Hole Inside Tube) (*With 1-Check Valve on Flat Surface of Stator)	1	
520	119915C	Stator, [095 / 096 / 097 / 098] (With 10-Feed Holes Inside Tube)	1	
520	119915D	Stator, [095 / 096 / 097 / 098] (With 4-Large Holes & 1-Small Hole Inside Tube) (*With 3-Check Valves on Flat Surface of Stator)	1	
550	119917A	Drum, [095 / 096 / 097 / 098] (3-4 Clutch With Solid Shaft) (5-Clutch) (26-Teeth Steels) 1989-94	1	
550	119917B	Drum, [095 / 096 / 097 / 098] (3-4 Clutch With Solid Shaft) (4-Clutch) (28-Teeth Steels) 1989-94	1	
550	119917C	Drum, [095 / 096 / 097 / 098] (3-4 Clutch With Solid Shaft) (5-Clutch) (28-Teeth Steels) 1989-94	1	
550	119917D	Drum, [095 / 096 / 097 / 098] (3-4 Clutch With Hollow Shaft) (4-Clutch) (28-Teeth Steels) 1995-Up	1	
550	119917E	Drum, [095 / 096 / 097 / 098] (3-4 Clutch With Hollow Shaft) (5-Clutch) (28-Teeth Steels) 1995-Up	1	
554	119920	Drum, [095 / 096 / 097 / 098] (Forward With Shaft) (5-Clutch) 1990-95 (*Uses a Bellville Spring)	1	
554	119920A	Drum, [095 / 096 / 097 / 098] (Forward With Shaft) (5-Clutch) 1990-95 (*Does Not Use Bellville Spring)	1	
554	119920B	Drum, [095 / 096 / 097 / 098] (Forward Less Shaft) 1996-Up	1	
556	119918	Drum, [095 / 096 / 097 / 098] (Reverse Clutch) (5-Clutch)	1	

VW/AUDI [AG4] (095/096 /01M) (098 /01P) (097 /01N)

ILL#	PART#	DESCRIPTION	QTY	REF #
		HARD PARTS (Cont)		
570	119741	Clutch Hub, [095 / 096 / 097 / 098] (3-4 Clutch Hub W/ Solid Shaft) (*Fits Shell With 24-Teeth Sun Gear)	1	
570	119741A	Clutch Hub, [095 / 096 / 097 / 098] (3-4 Clutch Hub W/ Solid Shaft) (*Fits Shell With 27-Teeth Sun Gear)	1	
574	119742	Clutch Hub, [095 / 096 / 097 / 098] (Forward Clutch)	1	
584	119821	Planet, [095 / 096 / 097 / 098] (Rear) (*Without Sun Gear - *Sun Gear Slides Out)	1	
584	119821A	Planet, [095 / 096 / 097 / 098] (Rear) (*With Sun Gear - *Sun Gear Stays In The Planet)	1	
614	119755	Sun Gear, [095 / 096 / 097 / 098] (Rear) (21-Teeth)	1	
622	119764	Shell, [095 / 096 / 097 / 098] (With Sun Gear) (27-Teeth)	1	
622	119764A	Shell, [095 / 096 / 097 / 098] (With Sun Gear) (27-Teeth) (1.890"OD Where Gear Rides)	1	
624	119743	Hub, [095 / 096 / 097 / 098] (Drive With Hollow Shaft) (*Fits Shell With 24-Teeth Sun Gear)	1	
624	119743A	Hub, [095 / 096 / 097 / 098] (Drive With Hollow Shaft) (*Fits Shell With 27-Teeth Sun Gear)	1	
630	119826	Center Support, [095 / 096 / 097 / 098] (Rear)	1	
		SPRAGS & ONE WAY CLUTCHES		
654	119727	Sprag, [095 / 096 / 097 / 098] (Rear)	1	
		HARD PARTS		
690	119824	Gear, [095 / 096 / 097 / 098] (Park) (10-Teeth)	1	
710	119194	Gear, [095 / 096 / 097 / 098] (Transfer Drive With Ring Gear) (62-Teeth)	1	
710	119194A	Gear, [095 / 096 / 097 / 098] (Transfer Drive With Ring Gear) (71-Teeth)	1	
710	119194B	Gear, [095 / 096 / 097 / 098] (Transfer Drive With Ring Gear) (72-Teeth)	1	
710	119194C	Gear, [095 / 096 / 097 / 098] (Transfer Drive With Ring Gear) (75-Teeth)	1	
710	119194D	Gear, [095 / 096 / 097 / 098] (Transfer Drive With Ring Gear) (45-Teeth) (.745" Thick)	1	
710	119194DA	Gear, [095 / 096 / 097 / 098] (Transfer Drive With Ring Gear) (45-Teeth) (.930" Thick)	1	
712	119195	Gear, [095 / 096 / 097 / 098] (Transfer Driven) (75-Teeth)	1	
712	119195A	Gear, [095 / 096 / 097 / 098] (Transfer Driven) (61-Teeth)	1	
712	119195B	Gear, [095 / 096 / 097 / 098] (Transfer Driven) (51-Teeth)	1	
712	119195C	Gear, [095 / 096 / 097 / 098] (Transfer Driven) (44-Teeth) (.828" Thick)	1	
712	119195D	Gear, [095 / 096 / 097 / 098] (Transfer Driven) (73-Teeth)	1	
712	119195E	Gear, [095 / 096 / 097 / 098] (Transfer Driven) (63-Teeth) (.750" Thick) (4.700"OD)	1	
713	119120	Retainer, [095 / 096 / 097 / 098] (Aluminum) (4-Bolt)	1	
715	119181	Differential W/Ring Gear, [095 / 096 / 097 / 098] (76-Teeth)	1	
716	119180	Differential Housing, [095 / 096 / 097 / 098] (Less Ring Gear)	1	
720	119190	Ring Gear, [095 / 096 / 097 / 098] (Differential) (76-Teeth)	1	
724	119120A	Retainer, [095 / 096 / 097 / 098] (Differential Bearing) (Front)	1	
725	119120B	Retainer, [095 / 096 / 097 / 098] (Differential Bearing) (Rear)	1	
730	119196	Pinion, [095 / 096 / 097 / 098] (18-Teeth)	1	
735	119120C	Retainer, [095 / 096 / 097 / 098] (Pinion Bearing) (Aluminum)	1	
		VALVE BODIES (REBUILT)		
740	VW-8902	Valve Body, [095 / 096] (Kidney Shape Filter Inlet) 1990-94	1	
740	VW-8903	Valve Body, [01M] (Round Filter Inlet) (1-Aluminum Plug) (Without Exhaust Hole) 94-96	1	
740	VW-8904	Valve Body, [01M] (Round Filter Inlet) (2-Aluminum Plugs) (Without Exhaust Hole) (Cast # 01M 325 105) 1997-98	1	
740	VW-8905	Valve Body, [01M] (Round Filter Inlet) (2-Aluminum Plugs) (With Exhaust Hole) (Cast # 01M 325 105F) 1999-Up	1	
		VALVE BODIES		
740	119754	Valve Body, [095 / 096 / 097 / 098] (With Kidney Shaped Filter Inlet) 1990-94	1	

VW/AUDI [AG4] (095/096 /01M) (098 /01P) (097 /01N)

ILL#	PART#	DESCRIPTION	QTY	REF #
		VALVE BODIES (Cont)		
740	119754A	Valve Body, [095 / 096 / 097 / 098] (Cast # 283E) 1995-97	1	
740	119754AA	Valve Body, [095 / 096 / 097 / 098] (Cast # 283E) 1998-Up	1	
740	119754B	Valve Body, [095 / 096 / 097 / 098] (Cast # 283F) 1995-97	1	
740	119754BA	Valve Body, [095 / 096 / 097 / 098] (Cast # 283F) 1998-Up	1	
740	119754C	Valve Body, [095 / 096 / 097 / 098] (Cast # 283A) 1995-97	1	
740	119754CA	Valve Body, [095 / 096 / 097 / 098] (Cast # 283A) 1998-Up	1	
740	119754D	Valve Body, [095 / 096 / 097 / 098] (Cast # 283) 1995-97	1	
740	119754DA	Valve Body, [095 / 096 / 097 / 098] (Cast # 283) 1998-Up	1	
740	119754E	Valve Body, [01M] (Cast #105) 1997-98	1	
740	119754EA	Valve Body, [01M] (Cast #105F) 1999-Up	1	
		VALVE BODY COMPONENTS		
741	119940-01K	Kit, TCC Boost, [01M / 01P] (Valve, Sleeve & Spring)	1	Sonnax
741	119940-03K	Kit, Main Pressure Regulator, [01M / 01P] (*Requires: F-119940-TL3 & VB-FIX)	1	Sonnax
741	119940-04K	Valve, Oversized TCC Regulator, [01M / 01P] (*Requires: 119940-TL4)	1	Sonnax
741	119940-05K	Valve Kit, Boost Regulator, [01M / 01P] (*Requires: 119940-TL5 & VB-FIX)	1	Sonnax
741	119940-06K	Valve Kit, Solenoid Regulator, [096 / 098 / 01M / 01P] (*Requires: 119940-TL6 & VB-FIX)	1	Sonnax
		HARD PARTS		
758	119704	Cover, [095 / 096 / 097 / 098] (Differential)	1	
759	119705	Cover, [095 / 096 / 097 / 098] (Rear)	1	
760	119701	Case, [095 / 096 / 097 / 098] (Cast # 096 321 105AE)	1	
760	119701A	Case, [095 / 096 / 01M] (Cast # 105E)	1	
760	119701AA	Case, [095 / 096 / 01M] (Cast # 105F)	1	
765	119801	Pan, [095 / 096 / 097 / 098] (Bottom With Drain Plug)	1	
765	119801A	Pan, [095 / 096 / 097 / 098] (Bottom No Drain Plug)	1	
774	119922	Housing, [095 / 096 / 097 / 098] (Driven Speed-O Gear) (Black Plastic) (3-Blade Connector)	1	
796	119948	Nut, [095 / 096 / 097 / 098] (For Driven Gear)	1	
838	119798	Axle Flange, [095 / 096 / 097 / 098]	1-2	
842	119894	Bracket, [095 / 096 / 097 / 098] (Holds Driven Speed-O Housing on)	1	
852	119810	Cushion, [095 / 096 / 097 / 098] (Intermediate Clutch)	1	
857	119811	Cushion, [095 / 096 / 097 / 098] (Low / Reverse Clutch)	1	
892	119601	Snap Ring, [095 / 096 / 097 / 098] (Holds Reverse Pressure Plate In Drum) (.063")	1	
892	119601A	Snap Ring, [095 / 096 / 097 / 098] (Holds Reverse Pressure Plate In Drum) (.071")	1	
892	119601B	Snap Ring, [095 / 096 / 097 / 098] (Holds Reverse Pressure Plate In Drum) (.079")	1	
892	119601C	Snap Ring, [095 / 096 / 097 / 098] (Holds Reverse Pressure Plate In Drum) (.087")	1	
958	119975	Tube, [095 / 096 / 097 / 098] (Intermediate Support)	1	
	K119922	Piston Kit, [095 / 096 / 097 / 098] (Bonded) (5-Pistons) 1990-12/1994	1	
	K119922A	Piston Kit, [095 / 096 / 097 / 098] (Bonded) (7-Pistons) 1/1995-Up	1	
960	119827	Piston, [095 / 096 / 097 / 098] (3-4 Clutch) (K3) (Bonded) 1990-12/1994	1	095-323-927A
960	119827A	Piston, [095 / 096 / 097 / 098] (3-4 Clutch) (K3) (Bonded) 1/1995-Up	1	095-323-927G
962	119823	Piston, [095 / 096 / 097 / 098] (Intermediate Clutch) (B2) (Bonded) 1990-Up	1	095-321-531C
964	119825	Piston, [095 / 096 / 097 / 098] (Forward Clutch) (K1) (Bonded) 1990-12/1994	1	095-323-217B
964	119825A	Piston, [095 / 096 / 097 / 098] (Forward Clutch) (K1) (Bonded) 1/1995-Up	1	095-323-217G
966	119824	Piston, [095 / 096 / 097 / 098] (Reverse Clutch) (Bonded) 1989-Up	1	095-323-121E
967	119829	Piston, [095 / 096 / 097 / 098] (Low / Reverse Clutch) (B1) (Bonded) 1990-Up	1	095-323-479
970	119812	Beveled Spring, [095 / 096 / 097 / 098] (3-4 Clutch Return)	1	
971	119941	Spring, [095 / 096 / 097 / 098] (3-4 Clutch Return)	1	

VW/AUDI [AG4] (095/096 /01M) (098 /01P) (097 /01N)

ILL#	PART#	DESCRIPTION	QTY	REF #
		HARD PARTS (Cont)		
972	119970	Retainer W/Springs, [095 / 096 / 097 / 098] (Intermediate Clutch)	1	
974	119971	Retainer W/Springs, [095 / 096 / 097 / 098] (Forward Clutch)	1	
976	119972	Retainer W/Springs, [095 / 096 / 097 / 098] (Reverse Clutch)	1	
977	119814	Diaphragm Spring, [095 / 096 / 097 / 098] (Low / Reverse Clutch)	1	
979	119891	Spring, [095 / 096 / 097 / 098] (Axle Flange)	1-2	
980	119973	Retainer, [095 / 096 / 097 / 098] (3-4 Clutch Spring) (Bottom)	1	
981	119973A	Retainer, [095 / 096 / 097 / 098] (3-4 Clutch Spring) (Top)	1	
981	119828	Retainer, [095 / 096 / 097 / 098] (4th Clutch Spring) (Bonded) 1995-Up	1	
984	119815	Diaphragm Spring, [095 / 096 / 097 / 098] (Forward Clutch)	1	
984	119826	Retainer, [095 / 096 / 097 / 098] (Forward Clutch Spring) (Bonded) 1995-Up	1	
988	119813	Cooler, [095 / 096 / 097 / 098] (External) (Mounts to Case)	1	
989	119930	Retainer, [095 / 096 / 097 / 098] (Axle Spring)	1-2	
991	K119676	Linkage Assembly, [095 / 096 / 097 / 098] (Internal)	1	
995	K119678	Park Pawl Assembly, [095 / 096 / 097 / 098]	1	
998	119814-01K	Remote Cooler Adapter, [096 / 097 / 098] (*Replaces Oil Cooler on Top of Transmission) (*For Use With External Cooler)	1	Sonnax

NOTES:

[09G] AWTF60-SN (09K /09M)

FWD 6 SPEED

ILL#	PART#	DESCRIPTION	QTY	REF #
		OVERHAUL KITS		
	K133900A	Overhaul Kit, [09M / TF61SN] (Without Pistons) 2003-Up	1	
	K133900AP	Overhaul Kit, [09M / TF61SN] (With Pistons) 2003-Up	1	
	K133900B	Overhaul Kit, [09K / TF62SN] (Without Pistons) 2003-Up	1	
	K133900BP	Overhaul Kit, [09K / TF62SN] (With Pistons) 2003-Up	1	
	K133900P	Overhaul Kit, [09G / AWTF60-SN] (With Pistons) (VW-Golf / Rabbit / Gti / Jetta / Passat / Beetle / Audi- A3, A4, TT / BMW-Mini Cooper) 2003-Up	1	
	K133900	Overhaul Kit, [09G / AWTF60-SN] (Without Pistons) (VW-Golf / Rabbit / Gti / Jetta / Passat / Beetle / Audi-A3, A4, TT / BMW-Mini Cooper) 2003-Up	1	
	K133940	Piston Kit, [09G / AWTF60-SN / 09K / 09M] (4-Pistons) 2003-Up	1	
		MASTER L/STEEL KITS		
	DK13300P-S	Master L/Steels Kit, [09G / AWTF60-SN] (With Pistons) (VW-Golf / Rabbit / Gti / Jetta / Passat / Beetle / Audi-A3, A4, TT / BMW-Mini Cooper) 2003-Up	1	
	DK13300-S	Master L/Steels Kit, [09G / AWTF60-SN] (Without Pistons) (VW-Golf / Rabbit / Gti / Jetta / Passat / Beetle / Audi-A3, A4, TT / BMW-Mini Cooper) 2003-Up	1	
		MASTER W/STEEL KITS		
	DK13300P	Master W/Steels Kit, [09G / AWTF60-SN] (With Pistons) (VW-Golf / Rabbit / Gti / Jetta / Passat / Beetle / Audi-A3, A4, TT / BMW-Mini Cooper) 2003-Up	1	
	DK13300	Master W/Steels Kit, [09G / AWTF60-SN] (Without Pistons) (VW-Golf / Rabbit / Gti / Jetta / Passat / Beetle / Audi-A3, A4, TT / BMW-Mini Cooper) 2003-Up	1	
		FILTERS		
	133710	Filter, [09G / AWTF60-SN] (Flat Inlet) 2003-Up	1	
	133710A	Filter, [09G / AWTF60-SN] (Deep Pan) (Mini Cooper) 2005-Up	1	
	133710B	Filter, [09G / AWTF60-SN] (Raised Inlet) 2003-Up	1	09G-325-429A
	133710C	Filter, [09K] (VW Transporter) 2005-Up	1	
	133710D	Filter, [09M] (VW Passat) 2006-Up	1	09M-325-429
		METAL CLAD SEALS		
	133151	Seal, [09G / AWTF60-SN / 09K / 09M] (Pump) 2003-Up	1	
	59152	Seal, [09G / AWTF60-SN] (Axle / Both) 2003-Up	2	
	133152	Seal, [09K] (Axle / Both) 2005-Up	2	
	78197	Seal, [09G / AWTF60-SN / 09K / 09M] (Manual Shaft) 2003-Up	1	
		FRICTION CLUTCHES		
	133103	Friction, [09G / AWTF60-SN / 09K / 09M] (B1) (2nd & 6th) (.066") (40-Teeth) (7.245"OD) (Hi-Energy) 2003-Up	4	
	133105	Friction, [09G / AWTF60-SN / 09K / 09M] (B2) (Reverse) (.067") (56-Teeth) (6.716"OD) (Hi-Energy) 03-Up	6	
	133107	Friction, [09G / AWTF60-SN] (K1) (1st / 2nd / 3rd / 4th) (.066") (56-Teeth) (5.790"OD) (Hi-Energy) 2003-Up	5-6	
	133109	Friction, [09G / AWTF60-SN] (K2) (4th / 5th / 6th) (.067") (55-Teeth) (5.725"OD) (Hi-Energy) 2003-Up	3	
	133109A	Friction, [09K / 09M] (K2) (4th / 5th / 6th) (.060") (60-Teeth) (5.725"OD) (Hi-Energy) 2003-Up	6	
	133101	Friction, [09G / AWTF60-SN] (K3) (Reverse / 3rd / 5th) (.066") (56-Teeth) (6.180"OD) (Hi-Energy) 2003-Up	6	
	K133100	Friction Module, [09G / AWTF60-SN / 09K / 09M] 2003-Up	1	
		STEEL CLUTCHES		
	133111	Steel, [09G / AWTF60-SN / 09K / 09M] (B1) (2nd & 6th) (.072") (12-Teeth) (6.611"ID) 2003-Up	3	
	133112	Steel, [09G / AWTF60-SN / 09K / 09M] (B2) (Reverse) (.072") (14-Teeth) (6.220"ID) 2003-Up	5	
	133113	Steel, [09G / AWTF60-SN / 09K / 09M] (K1) (1st/2nd/3rd/4th) (.070") (40-Teeth) (5.148"ID)	5	
	133114	Steel, [09G / AWTF60-SN / 09K / 09M] (K2) (4th / 5th / 6th) (.071") (24-Teeth) (5.000"ID) 03-Up	3	
	133110	Steel, [09G / AWTF60-SN] (K3) (Reverse / 3rd / 5th) (.071") (40-Teeth) (5.149"ID) 2003-Up	3	

FWD 6 SPEED

[09G] AWTF60-SN (09K /09M)

ILL#	PART#	DESCRIPTION	QTY	REF #
		BUSHINGS		
	K133901	Bushing Kit, [09G / AWTF60-SN] 2003-Up	1	
	133012	Bushing, [09G / AWTF60-SN] (Rear Case) 2003-Up	1	
	133999	Case Repair Sleeve, [09G / AWTF60-SN] 2003-Up	1	
		VALVE BODY KIT		
	K133908	Shift Kit, [09G / AWTF60-SN] 2003-Up	1	
		SEALING RING		
	K133903	Ring Kit, [09G / AWTF60-SN] 2003-Up	1	
		GASKET & RUBBER COMPONENTS		
	133500	Gasket, [09G / AWTF60-SN] (Pan) (8-Bolts) 2003-Up	1	
	133500A	Gasket, [09K / 09M] (Pan) (9-Bolts) 2005-Up	1	
		TECHNICAL MANUALS		
	TM09G/ TF60SN	Technical Manual, [09G / AWTF60-SN] 2003-Up	1	ATSG
	TM09GTDG	Technical Guide, [09G / AWTF60-SN] 2003-Up	1	ATSG
		ELECTRICAL COMPONENTS		
	133953	Solenoid, [09G / AWTF60-SN] (Shift #1) (N88) (On/Off)	1	
	133953	Solenoid, [09G / AWTF60-SN] (Shift #2) (N89) (On/Off)	1	
	133952	Solenoid, [09G / AWTF60-SN] (Shift #3) (N90) (K3-Clutch Control) (PWM)	1	
	133951	Solenoid, [09G / AWTF60-SN] (Shift #4) (N91) (TCC) (PWM)	1	
	133952	Solenoid, [09G / AWTF60-SN] (Shift #5) (N92) (K1-Clutch Control) (PWM)	1	
	133952	Solenoid, [09G / AWTF60-SN] (Shift #6) (N93) (EPC)	1	
	133952	Solenoid, [09G / AWTF60-SN] (Shift #9) (N282) (K2-Clutch Control) (PWM)	1	
	133952	Solenoid, [09G / AWTF60-SN] (Shift #10) (N283) (B1-Clutch Control) (PWM)	1	
	133947	Switch, [09G / AWTF60-SN] (MLPS)	1	
	133954	Sensor, [09G / AWTF60-SN] (Input Speed)	1	
	133958	Sensor, [09G / AWTF60-SN] (Output Speed)	1	
		HARD PARTS		
	133911	Pump Assembly, [09G / AWTF60-SN] 2003-Up	1	
	133912	Pump Body, [09G / AWTF60-SN] (9-Inner Teeth) (10-Outer Teeth Gear) 2003-Up	1	
	133913	Stator, [09G / AWTF60-SN] (Pump) (1-7/16" Long Tube) 2003-Up	1	
	133732	Drum, [09G / AWTF60-SN] (K1-Clutch) 2003-Up (6-Clutch With Notches Where Inside Bearing Rides)	1	
	133732A	Drum, [09G / AWTF60-SN] (K1-Clutch) 2003-Up (5-Clutch With Notches Where Inside Bearing Rides)	1	
	133732B	Drum, [09G / AWTF60-SN] (K1-Clutch) 2003-Up (5-Clutch Without Notches Where Inside Bearing Rides)	1	
	133733	Drum, [09G / AWTF60-SN] (K2-Clutch) 2003-Up	1	
	133734	Drum, [09G / AWTF60-SN] (K3-Clutch) (Top of Drum to Top of Snap Ring is 1.46") 2003-Up	1	
	133734A	Drum, [09G / AWTF60-SN] (K3-Clutch) (Top of Drum to Top of Snap Ring is 1.57") 2003-Up	1	
	133747	Planet, [09G / AWTF60-SN] (Front) (3-Pinion) 2003-Up	1	
	133747A	Planet, [09G / AWTF60-SN] (Front) (5-Pinion) 2003-Up	1	
	133731	Planet, [09G / AWTF60-SN] (Rear) (For 55-Teeth / K2-Frictions) 2003-Up	1	
	133731A	Planet, [09G / AWTF60-SN] (Rear) (For 60-Teeth / K2-Frictions) 2003-Up	1	
	133825	Ring Gear, [09G / AWTF60-SN] (Front Planet With Input Shaft) 2003-Up	1	
	133713	Ring Gear, [09G / AWTF60-SN] (Rear Planet) 2003-Up	1	
	133748	Sun Gear, [09G / AWTF60-SN] (Front Planet) 2003-Up	1	
	133750	Sun Gear, [09G / AWTF60-SN] (Rear Planet) 2003-Up	1	
	133764	Hub, [09G / AWTF60-SN] (K3-Clutch) 2003-Up	1	

[09G] AWTF60-SN (09K /09M)

FWD 6 SPEED

ILL#	PART#	DESCRIPTION	QTY	REF #
		HARD PARTS (Cont)		
	133756	Race, [09G / AWTF60-SN] (Transfer Drive Gear) 2003-Up	1	
		SPRAG & ONE WAY CLUTCH		
	133727	Sprag, [09G / AWTF60-SN] (F1-Clutch) 2003-Up	1	
		HARD PARTS		
	133194	Gear, [09G / AWTF60-SN] (Transfer Drive) (49-Teeth) (2-Grooves) 2003-Up	1	
	133194A	Gear, [09G / AWTF60-SN] (Transfer Drive) (53-Teeth) (5-Grooves) 2003-Up	1	
	133195	Gear, [09G / AWTF60-SN] (Transfer Driven & Park) (52-Teeth) (2-Grooves) 2003-Up	1	
	133195A	Gear, [09G / AWTF60-SN] (Transfer Driven & Park) (48-Teeth) (4-Grooves) 2003-Up	1	
	133181	Differential, [09G / AWTF60-SN] (Assembly) (58-Teeth) (2-Grooves) 2003-Up	1	
	133181A	Differential, [09G / AWTF60-SN] (Assembly) (61-Teeth) (4-Grooves) 2003-Up	1	
	133196	Gear, [09G / AWTF60-SN] (Differential Drive) (15-Teeth) (2-Grooves) 2003-Up	1	
	133196A	Gear, [09G / AWTF60-SN] (Differential Drive) (15-Teeth) (4-Grooves) 2003-Up	1	
		VALVE BODY (REBUILT)		
	AW-2990	Valve Body, [09G / AWTF60-SN] 2003-Up	1	
		VALVE BODIES		
	133754	Valve Body, [09G / AWTF60-SN] (With 2-Pressure Switches) (Oil Cooler is on Bell Housing) 2003-6/2004	1	
	133754A	Valve Body, [09G / AWTF60-SN] (With 2-Pressure Switches) (Oil Cooler is Separate from Transmission) 2003-6/2004	1	
	133754B	Valve Body, [09G / AWTF60-SN] (*No Pressure Switches) (Oil Cooler is on Bell Housing) 7/2004-Up	1	
	133754C	Valve Body, [09G / AWTF60-SN] (*No Pressure Switches) (Oil Cooler is Separate from Transmission) 7/2004-Up	1	
		VALVE BODIES COMPONENTS		
	15741-01K	Regulator Valve, Boost Valve & Sleeve Kit, [09G / AWTF60-SN] (Oversized) 2003-Up (*Requires: Tool Kit F-15741-TL)	1	
	15741-05K	Valve Kit, [09G / AWTF60-SN] (K2-Clutch Control) (*Requires: Tool Kit F-15741-TL5)	1	
	15741-08K	Valve Kit, [09G / AWTF60-SN] (K3-Clutch Control) (*Requires: Tool Kit F-15741-TL8)	1	
	15741-11K	Valve Kit, [09G / AWTF60-SN] (Secondary Regulator) (*Requires: Tool Kit 15741-11K)	1	
	15741-14K	Piston Kit, [09G / AWTF60-SN] (Clutch / Band / Line Accumlator) 2003-Up	1	
	15741-18K	Valve Kit, [09G / AWTF60-SN] (Solenoid Modulator) 2003-Up (*Requires: Tool Kit F-15741-TL18 & F-15741-TL29PL)	1	
	15741-22K	Valve Kit, [09G / AWTF60-SN] (B1-Brake Control) (*Requires: Tool Kit F15741-TL22)	1	
	15741-25K	Valve Kit, [09G / AWTF60-SN] (C1 / K1-Clutch Control) (*Requires: Tool Kit F-15741-TL25)	1	
	15741-29K	Valve Kit, [09G / AWTF60-SN] (Lock-Up Clutch Control) 2003-Up (*Requires: Tool Kit F-15741-29K & F-15741-TL29PL)	1	
	15741-35K	End Plug Kit, [09G / AWTF60-SN] (O-Ringed) (9mm) 2003-Up	1	
	15741-36K	End Plug Kit, [09G / AWTF60-SN] (O-Ringed) (11mm) 2003-Up	1	
	15741-41	Manual Valve, [09G / AWTF60-SN] (Oversized) (*Requires: Tool Kit F-15741-TL41)	1	
	15769-01K	Seal Ring Sleeve, [09G / AWTF60-SN] (K2-Clutch) 2003-Up	1	
		HARD PARTS		
	133703	Bell Housing, [09G / AWTF60-SN] (With Base for Oil Cooler to Mount) 2003-Up	1	
	133703A	Bell Housing, [09G / AWTF60-SN] (Without Base for Oil Cooler to Mount) (Has 2-Lines for Cooler Lines to Attach) 2003-Up	1	
	133701	Case, [09G / AWTF60-SN] (Has 2-Case Connectors on the Side) (Cast # 09G)	1	
	133701A	Case, [09M] (Has 1-Case Connector on Side & 1-Connector on the Back) (Cast # 09M) 2006-Up	1	
	133801	Pan, [09G / AWTF60-SN] (8-Bolts) (*Except Mini Cooper) 2003-Up	1	
	133801A	Pan, [09G / AWTF60-SN] (8-Bolts) (*For Mini Cooper) 2003-Up	1	

FWD 6 SPEED

[09G] AWTF60-SN (09K /09M)

ILL#	PART#	DESCRIPTION	QTY	REF #
		HARD PARTS (Cont)		
	133801B	Pan, [09K / 09M] (9-Bolts) 2005-Up	1	
	133806	Piston, [09G / AWTF60-SN] (B1) (Aluminum) 2003-Up	1	
	133807	Piston, [09G / AWTF60-SN] (K1) (Steel) (With No External Teeth) 2003-Up	1	
	133807A	Piston, [09G / AWTF60-SN] (K1) (Aluminum) (40-External Teeth) 2003-Up	1	
	133920	Piston, [09G / AWTF60-SN /09K/ 09M] (K2) (Bonded) 2003-Up	1	
	133921	Piston, [09G / AWTF60-SN /09K/ 09M] (K3) (Bonded) 2003-Up	1	
	133922	Piston, [09G / AWTF60-SN /09K/ 09M] (B2) (Aluminum) 2003-Up	1	
	133930	Retainer, [09G / AWTF60-SN /09K/ 09M] (K1-Piston) (Balance Piston) (Bonded) 2003-Up	1	
	133931	Retainer, [09G / AWTF60-SN /09K/ 09M] (K2-Piston) (Balance Piston) (Bonded) 2003-Up	1	
	133932	Retainer, [09G / AWTF60-SN /09K/ 09M] (K3-Piston) (Balance Piston) (Bonded) 2003-Up	1	

NOTES:

[09D] AWTR60-SN

RWD 6 SPEED

ILL#	PART#	DESCRIPTION	QTY	REF #
		OVERHAUL KIT		
	K134900	Overhaul Kit, [09D / AWTR60-SN] (VW- Toureg / Audi- Q7 / Porsche- Cayenne) 2004-Up (*This Transmission Does Not Use Bonded Pistons*)	1	
		MASTER L/STEEL KIT		
	DK13400-S	Master L/Steels Kit, [09G / AWTR60-SN] (VW- Toureg / Audi- Q7 / Porsche- Cayenne) 2004-Up (*This Transmission Does Not Use Bonded Pistons*)	1	
		MASTER W/STEEL KIT		
	DK13400	Master W/Steels Kit, [09D / AWTR60-SN] (VW- Toureg / Audi- Q7 / Porsche- Cayenne) 2004-Up (*This Transmission Does Not Use Bonded Pistons*)	1	
		FILTER		
	134710	Filter, [09G / AWTR60-SN] 2003-Up	1	
		METAL CLAD SEALS		
	134151	Seal, (Pump) [09D / AWTR60-SN] 2004-Up	1	
	134157	Seal, (Extension Housing) [09D / AWTR60-SN] 2004-Up	2	
	78197	Seal, (Manual Shaft) [09D / AWTR60-SN] 2003-Up	1	
		FRICITION CLUTCHES		
	134107	Friction, [09D / AWTR60-SN] (K1 Clutch) (.080") (40-Teeth) (6.499"OD) (Hi-Energy) 2004-Up	7	35633-TRA010
	134109	Friction, [09D / AWTR60-SN] (K2 Clutch) (.079") (42-Teeth) (5.388"OD) (Hi-Energy) 2004-Up	7	35667-TRA010
	134101	Friction, [09D / AWTR60-SN] (K3 Clutch) (.079") (36-Teeth) (6.711"OD) (Hi-Energy) 2004-Up	5	
	134103	Friction, [09D / AWTR60-SN] (B1 Clutch) (.080") (48-Teeth) (7.663"OD) (Hi-Energy) 2004-Up	6	
	134105	Friction, [09D / AWTR60-SN] (B2 Clutch) (.065") (50-Teeth) (6.812"OD) (Tan) 2004-Up	7	
	134108A	Friction, [09D / AWTR60-SN] (Transfer Case) (Internal Spline) (.065") (50-Teeth) (4.989"OD) 2004-Up	7	
	134108B	Friction, [09D / AWTR60-SN] (Transfer Case) (External Spline) (.065") (16-Teeth) (3.815"OD) 2004-Up	7	
	K134100	Friction Module, [09D / AWTR60-SN] 2004-Up	1	
		STEEL CLUTCHES		
	134113	Steel, [09D / AWTR60-SN] (K1-Clutch) (.078") (36-Teeth) (5.888"ID) 2004-Up	7	35634-TRA010
	134114	Steel, [09D / AWTR60-SN] (K2-Clutch) (.078") (36-Teeth) (4.496"ID) 2004-Up	7	35647-TRA010
	134110	Steel, [09D / AWTR60-SN] (K3-Clutch) (.078") (36-Teeth) (5.745"ID) 2004-Up	5	
	134110A	Steel, [09D / AWTR60-SN] (K3-Clutch) (Selective) (.126") (36-Teeth) (5.745"ID) 2004-Up	5	
	134111	Steel, [09D / AWTR60-SN] (B1-Clutch) (.079") (10-Teeth) (6.691"ID) 2004-Up	5	
	134112	Steel, [09D / AWTR60-SN] (B2-Clutch) (.071") (24-Teeth) (6.274"ID) 2004-Up	6	
	K134110	Steel Module, [09D / AWTR60-SN] 2004-Up	1	
		VALVE BODY KIT		
	K134908	Shift Kit, [09D / AWTR60-SN] 2003-Up	1	
		SEALING RING		
	K134903	Ring Kit, [09D / AWTR60-SN] 2003-Up	1	
		GASKET & RUBBER COMPONENTS		
	134500	Gasket, [09D / AWTR60-SN] (Pan) (16-Bolts) 2003-Up	1	
	134500A	Gasket, [09D / AWTR60-SN] (Pan) (8-Bolts) 2003-Up	1	
		TECHNICAL MANUAL		
	TM09D/TR60-SN	Technical Manual, [09D / AWTR60-SN] 2003-Up	1	ATSG
		ELECTRICAL COMPONENTS		
	134951	Solenoid, [09D / AWTR60-SN] (Shift #1) (N88) (On / Off) 2003-Up	1	
	133952	Solenoid, [09D / AWTR60-SN] (Shift #3) (N90) (K3 Clutch Control) (PWM) 2003-Up	1	
	133951	Solenoid, [09D / AWTR60-SN] (Shift #4) (N91) (TCC) (PWM) 2003-Up	1	
	133952	Solenoid, [09D / AWTR60-SN] (Shift #5) (N92) (K1-Clutch Control) (PWM) 2003-Up	1	

RWD 6 SPEED

[09D] AWTR60-SN

ILL#	PART#	DESCRIPTION	QTY	REF #
		ELECTRICAL COMPONENTS (Cont)		
	133952	Solenoid, [09D / AWTR60-SN] (Shift #6) (N93) (EPC) 2003-Up	1	
	133952	Solenoid, [09D / AWTR60-SN] (Shift #9) (N282) (K2-Clutch Control) (PWM) 2003-Up	1	
	133952	Solenoid, [09D / AWTR60-SN] (Shift #10) (N283) (B1-Clutch Control) (PWM) 2003-Up	1	
	134947	Switch, [09D / AWTR60-SN] (MLPS) 2003-Up	1	
	134954	Switch, [09D / AWTR60-SN] (Input Speed) (Mounts on Pump Stator) 2003-Up	1	
	134958	Switch, [09D / AWTR60-SN] (Output Speed) (Mounts Inside Case Under Valve Body) 03-Up	1	
		HARD PARTS		
	134911	Pump Assembly, [09D / AWTR60-SN] (2-Port Design) (*Uses a Bearing) 2003-Up	1	
	134911A	Pump Assembly, [09D / AWTR60-SN] (3-Port Design) (*Uses a Bushing) 2003-Up	1	
	134912	Pump Body, [09D / AWTR60-SN] (2-Port Design) (*Uses a Bearing) 2003-Up	1	
	134912A	Pump Body, [09D / AWTR60-SN] (3-Port Design) (*Uses a Bushing) 2003-Up	1	
	134913	Stator, [09D / AWTR60-SN] (2-Port Design) (Shift is 3.325" Long) 2003-Up (Splined Area 1.220"ID)	1	
	134913A	Stator, [09D / AWTR60-SN] (3-Port Design) (Shift is 3.949" Long) 2003-Up (Splined Area 1.372"ID)	1	
	134732	Drum, [09D / AWTR60-SN] (K1-Clutch) 2003-Up	1	
	134733	Drum, [09D / AWTR60-SN] (K2-Clutch) 2003-Up	1	
	134734	Drum, [09D / AWTR60-SN] (K3-Clutch) 2003-Up	1	
	134741	Hub, [09D / AWTR60-SN] (K1-Clutch) 2003-Up	1	
	134747	Planet, [09D / AWTR60-SN] (Front) 2003-Up	1	
	134731	Planet, [09D / AWTR60-SN] (Rear) 2003-Up	1	
	134825	Ring Gear, [09D / AWTR60-SN] (Front Planet) 2003-Up	1	
	134713	Ring Gear, [09D / AWTR60-SN] (Rear Planet) 2003-Up	1	
	134748	Sun Gear, [09D / AWTR60-SN] (Front Planet) 2003-Up	1	
	134750	Sun Gear, [09D / AWTR60-SN] (Rear Planet) (Small Gear) 2003-Up	1	
	134756	Sun Gear & Shell, [09D / AWTR60-SN] (Rear Planet) (Large Gear) 2003-Up	1	
		SPRAG		
	134727	Sprag, [09D / AWTR60-SN] (F1-Clutch) 2003-Up	1	
		HARD PARTS		
	134859	Shaft, [09D / AWTR60-SN] (Turbine) (2-Port Design) (20-Splines) (*Uses 3-Sealing Rings) (*No O-Ring on End of Shaft) 2003-Up	1	
	134859A	Shaft, [09D / AWTR60-SN] (Turbine) (3-Port Design) (24-Splines) (*Uses 4-Sealing Rings) (*With O-Ring on End of Shaft) 2003-Up	1	
	134737	Shaft, [09D / AWTR60-SN] (Output) (2WD) (Bolt-on Yoke) (Threaded Shaft for Nut)	1	
	134737A	Shaft, [09D / AWTR60-SN] (Output) (4x4) 2003-Up	1	
		VALVE BODIES		
	134754	Valve Body, [09D / AWTR60-SN] (2-Port Design) (With 2-Pressure Switches) 2003-Up (Cast # 8860 AISIN AH5)	1	
	134754A	Valve Body, [09D / AWTR60-SN] (3-Port Design) (With 2-Pressure Switches) 2003-Up (Cast # 8860 AISIN 3)	1	
	134754B	Valve Body, [09D / AWTR60-SN] (2-Port Design) (*No Pressure Switch) 2003-Up (Cast # 8860 AISIN AH5)	1	
	134754C	Valve Body, [09D / AWTR60-SN] (3-Port Design) (*No Pressure Switch) 2003-Up (Cast # 8860 AISIN 3)	1	
		VALVE BODY COMPONENTS		
	15741-14K	Piston Kit, [09D / AWTR60-SN] (Clutch / Band / Line Accumulator) 2003-Up	1	Sonnax
	15741-35K	End Plug Kit, [09D / AWTR60-SN] (O-Ringed) (9mm) 2003-Up	1	Sonnax
	15741-36K	End Plug Kit, [09D / AWTR60-SN] (O-Ringed) (11mm) 2003-Up	1	Sonnax
	25741-01K	Valve & End Plug Kit, [09D / AWTR60-SN] (Oversized Pressure Regulator) 2003-Up (*Requires: Tool Kit F-25741-TL1)	1	Sonnax

[09D] AWTR60-SN

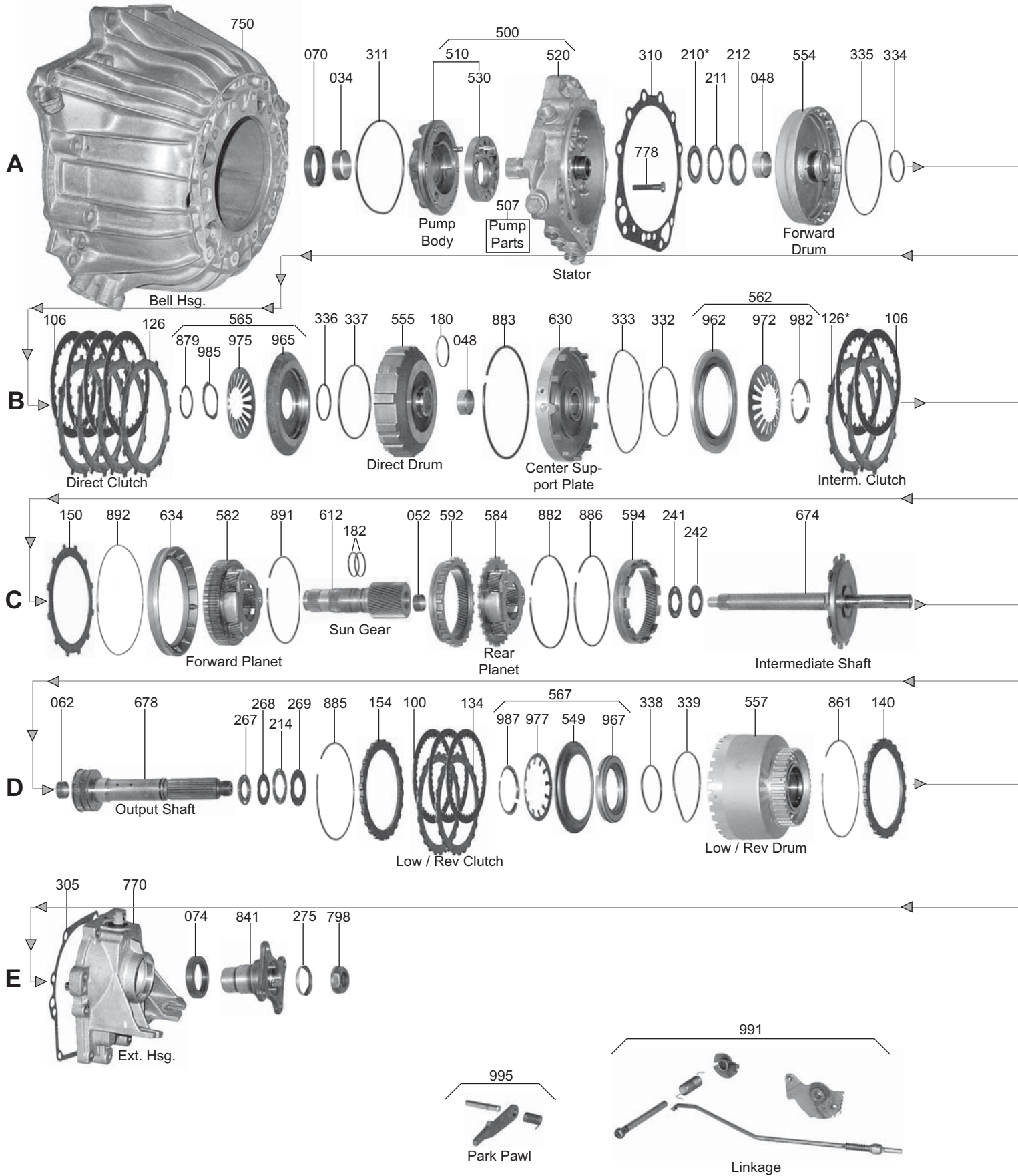
RWD 6 SPEED

ILL#	PART#	DESCRIPTION	QTY	REF #
		VALVE BODY COMPONENTS (Cont)		
	25741-05K	Valve Kit, [09D / AWTR60-SN] (K2-Clutch / B1-Brake Control) 2003-Up (*Requires: Tool Kit F-25741-TL5)	1	Sonnax
	25741-08K	Valve Kit, [09D / AWTR60-SN] (K3-Clutch Control) 2003-Up (*Requires: Tool Kit F-25741-TL8)	1	Sonnax
	25741-11K	Valve Kit, [09D / AWTR60-SN] (Secondary Pressure Regulator) 2003-Up (*Requires: Tool Kit F-25741-TL11)	1	Sonnax
	25741-18K	Valve Kit, [09D / AWTR60-SN] (Solenoid Modulator) 2003-Up (*Requires: Tool Kit F-25741-TL18)	1	Sonnax
	25741-25K	Valve Kit, [09D / AWTR60-SN] (K1-Clutch Control) 2003-Up (*Requires: Tool Kit F-25741-TL25)	1	Sonnax
	25741-29K	Valve Kit, [09D / AWTR60-SN] (Lock-Up Clutch Control) 2003-Up (*Requires: Tool Kit F-25741-TL29)	1	Sonnax
		HARD PARTS		
	134703	Bell Housing, [09D / AWTR60-SN] 2003-Up	1	
	134701	Case, [09D / AWTR60-SN] (With 16-Bolt Pan) 2003-Up	1	
	134701A	Case, [09D / AWTR60-SN] (With 8-Bolt Pan) 2003-Up	1	
	134801	Pan, [09D / AWTR60-SN] (16-Bolt) 2003-Up	1	
	134801A	Pan, [09D / AWTR60-SN] (8-Bolt) 2003-Up	1	
	134806	Piston, [09D / AWTR60-SN] (B1-Clutch) 2003-Up	1	
	134807	Piston, [09D / AWTR60-SN] (K1-Clutch) 2003-Up	1	
	134808	Piston, [09D / AWTR60-SN] (K2-Clutch) 2003-Up	1	
	134809	Piston, [09D / AWTR60-SN] (K3-Clutch) 2003-Up	1	
	134810	Piston, [09D / AWTR60-SN] (B2-Clutch) 2003-Up	1	
	134930	Retainer, [09D / AWTR60-SN] (K1-Clutch) (Balance Piston) 2003-Up	1	
	134931	Retainer, [09D / AWTR60-SN] (K2- Clutch) (Balance Piston) 2003-Up	1	
	134932	Retainer, [09D / AWTR60-SN] (K3-Clutch) (Balance Piston) 2003-Up	1	

NOTES:

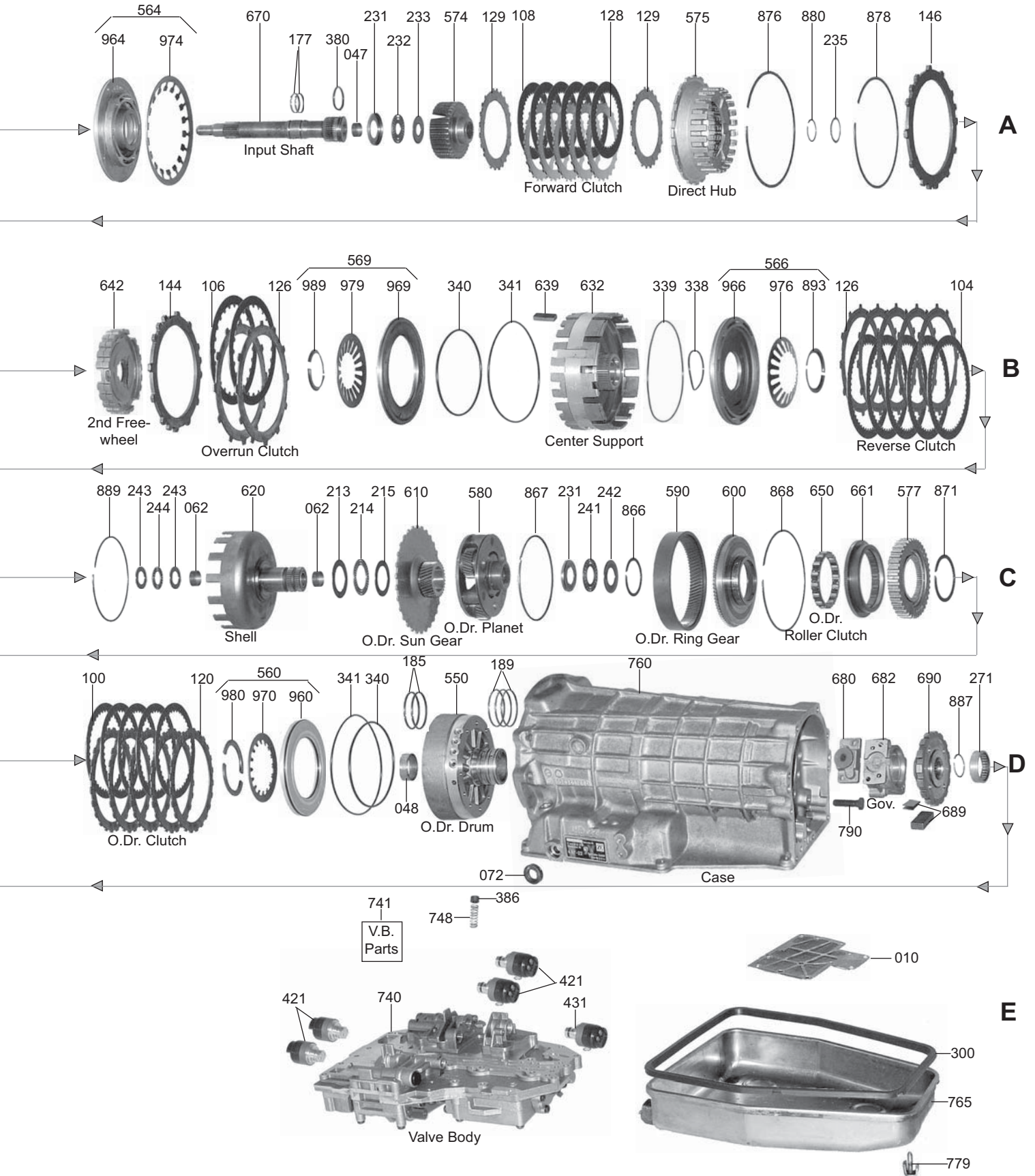
ZF4HP22 / ZF4HP24

RWD 4 Speed



ZF4HP22 / ZF4HP24

RWD 4 Speed



ZF3HP22 / ZF4HP24

ILL#	PART#	DESCRIPTION	QTY	REF #
		OVERHAUL KITS		
	K82900	Overhaul Kit, [ZF3HP22] (Combo) 1975-86	1	
	K82900A	Overhaul Kit, [ZF4HP22 / ZF4HP24] 1984-Up	1	1043-298-095
		MASTER L/STEEL KITS		
	DK8200-S	Master L/Steels Kit, [ZF3HP22] 1976-86	1	
	DK8200A-S	Master L/Steels Kit, [ZF4HP22] (BMW / Jaguar / Volvo / Lincoln / Peugeot) 1984-Up	1	
	DK8200C-S	Master L/Steels Kit, [ZF4HP24] (BMW / Jaguar / Rover) 1987-Up	1	
	DK8200B-S	Master L/Steels Kit, [ZF4HP22] (Rover: Range Rover (4.0L) / Tempest / Discovery / Discovery II) 1984-Up	1	
	DK8200J-S	Master L/Steels Kit, [ZF4HP24A] (Audi) (V-8) (AWD) (With Transfer Case Parts) 89-94	1	
		MASTER W/STEEL KITS		
	DK8200	Master W/Steels Kit, [ZF3HP22] 1976-86	1	
	DK8200A	Master W/Steels Kit, [ZF4HP22] (BMW / Jaguar / Volvo / Lincoln / Peugeot) 1984-Up	1	
	DK8200C	Master W/Steels Kit, [ZF4HP24] (BMW / Jaguar / Rover) 1987-Up	1	
	DK8200B	Master W/Steels Kit, [ZF4HP22] (Rover: Range Rover (4.0L) / Tempest / Discovery / Discovery II) 1984-Up	1	
	DK8200J	Master W/Steels Kit, [ZF4HP24A] (Audi) (V-8) (AWD) (With Transfer Case Parts) 89-94	1	
		FILTERS		
010	82710	Filter, [ZF3HP22] 1976-84	1	24-34-1-209-791
010	82710A	Filter, [ZF4HP22] (*No Pick-Up Tube) 1984-Up	1	24-31-1-218-550
010	82710E	Filter, [ZF4HP22] (*With 1" Long Pick-Up Tube) 1985-Up	1	24-31-1-218-204
010	82710F	Filter, [ZF4HP24] (Land Rover) 1988-Up	1	1043-226-037
010	82710G	Filter, [ZF4HP22] (Porsche) 1993-Up	1	
010	82710H	Filter, [ZF4HP24FLA] (Audi) (*With 2-1/2" Long Pick-Up Tube)	1	1043-226-035
		FILTER KITS		
	FK82710	Filter Kit, [ZF3HP22] 1976-84	1	
	FK82710A	Filter Kit, [ZF4HP22] (*No Pick-Up tube)	1	
	FK82710E	Filter Kit, [ZF4HP22] (*With 1" Long Pick-Up Tube)	1	
	FK82710F	Filter Kit, [ZF4HP24] (Land Rover) 1988-Up	1	
	FK82710H	Filter Kit, [ZF4HP24FLA] (Audi) (*With 2-1/2" Long Pick-Up Tube)	1	
		BUSHINGS		
	K82901A	Bushing Kit, [ZF3HP22 / ZF4HP22 / ZF4HP24] 1976-Up	1	
034	82001	Bushing, [ZF3HP22 / ZF4HP22] (Pump) (.500" Wide) 1976-93	1	750101031
034	82001A	Bushing, [ZF4HP22 / ZF4HP24] (Pump) (.670" Wide) 1994-Up	1	0501-311-812
048	82005	Bushing, [ZF4HP22] (Forward Drum, Overdrive Drum, & Center Support Plate)	1-3	
047	82022	Bushing, [ZF3HP22 / ZF4HP22] (Input Shaft)	1	
052	82017	Bushing, [ZF3HP22 / ZF4HP22] (Sun Gear)	1	
062	82018A	Bushing, [ZF4HP22] (Output Shaft & Shell With Shaft)	1-3	
	56014	Bushing, [ZF4HP22] (Lincoln) (Extension Housing) 1976-Up	1	
		METAL CLAD SEALS		
070	82151	Seal, [ZF3HP22 / ZF4HP22] (Front) 1976-Up	1	24-311-207-621
072	85154	Seal, [ZF3HP22 / ZF4HP22] (Manual Lever Seal) 1976-Up	1	750110062
074	82152	Seal, [ZF3HP22 / ZF4HP22] (Extension Housing) (2-1/2"OD) (BMW & Peugeot)	1	046-504-4002H
074	82154	Seal, [ZF4HP22] (Extension Housing) (Range Rover)	1	
074	56557B	Seal, [ZF4HP22] (Extension Housing) (Lincoln) (With Boot)	1	E2ZZ-7052-A
		FRICTION CLUTCHES		
100	82110	Friction, [ZF4HP22 / ZF4HP24] (Low / Reverse & Overdrive Clutch) (.061") (40-Teeth) (E & F-Pack)	4-8	24-23-1-214-441

ZF3HP22 / ZF4HP24

ILL#	PART#	DESCRIPTION	QTY	REF #
		FRICITION CLUTCHES (Cont)		
104	82109	Friction, [ZF3HP22 / ZF4HP22] (Reverse Clutch) (.063") (48-Teeth) (D-Pack)	4-5	24-23-1-205-955
104	82109A	Friction, [ZF4HP24] (Reverse Clutch) (.061") (58-Teeth) (D-Pack)	5-6	1043-217-015
106	82108	Friction, [ZF3HP22 / ZF4HP22] (Direct, Intermediate, & Overrun Clutch) (.059") (24-Teeth) (B & C-Pack)	6-8	24-23-1-215-770
106	82108	Friction, [ZF4HP24] (Intermediate) (.059") (24-Teeth) (C-Pack)	2	
106	82109	Friction, [ZF4HP24] (Overrun) (.063") (48-Teeth) (C-Pack)	3	
108	82107	Friction, [ZF3HP22 / ZF4HP22] (Forward Clutch) (.061") (34-Teeth) (A-Pack)	4-6	24239-059-361
108	82110	Friction, [ZF4HP24] (Forward Clutch) (.061") (40-Teeth) (5"OD) (A-Pack) 1988-Up	4-6	1043-202-189
	K82100A	Friction Module, [ZF4HP22] 1984-Up	1	
	K82100C	Friction Module, [ZF4HP24] 1988-Up	1	
		STEEL CLUTCHES		
120	82112	Steel, [ZF4HP22] (Overdrive Clutch) (.083") (24-Teeth) (F-Pack)	4	2431-215-453
126	82104A	Steel, [ZF3HP22 / ZF4HP22] (Direct, Intermediate, Overrun, & Reverse Clutch) (.082") (12-Teeth) (B, C, & D-Pack)	AR	24231-209-825
126	82105	Steel, [ZF3HP22 / ZF4HP22] (Direct, Intermediate, Overrun, & Reverse Clutch) (.060") (12-Teeth) (B, C, & D-Pack)	AR	24231-209-824
126	82104	Steel, [ZF3HP22 / ZF4HP22] (Direct, Intermediate, Overrun, & Reverse Clutch) (.071") (12-Teeth) (B, C, & D-Pack)	11-13	24231-205-935
126	82104C	Steel, [ZF3HP22 / ZF4HP22] (Direct, Intermediate, Overrun, & Reverse Clutch) (.047") (12-Teeth) (B, C, & D-Pack)	AR	24231-209-842
126	82104D	Steel, [ZF3HP22 / ZF4HP22] (Direct, Intermediate, Overrun, & Reverse Clutch) (.047") (12-Teeth) (B, C, & D-Pack) (Waved)	AR	1043-302-036
126	82104B	Steel, [ZF3HP22 / ZF4HP22] (Direct, Intermediate, Overrun, & Reverse Clutch) (.158") (12-Teeth) (B, C, & D-Pack)	AR	24231-217-334
126	82113A	Steel, [ZF4HP24] (Reverse Clutch) (.060") (12-Teeth) (D-Pack)	AR	1043-317-061
126	82113	Steel, [ZF4HP24] (Reverse Clutch) (.082") (12-Teeth) (D-Pack)	5-6	1043-317-063
128	82100	Steel, [ZF3HP22 / ZF4HP22] (Forward Clutch) (.071") (24-Teeth) (A-Pack)	5-6	24231-205-917
128	82100X	Steel, [ZF3HP22 / ZF4HP22] (Forward Clutch) (.060") (24-Teeth) (A-Pack)	AR	24231-205917A
128	82100A	Steel, [ZF3HP22 / ZF4HP22] (Forward Clutch) (.047") (24-Teeth) (A-Pack)	AR	24231-205-919
129	82100B	Steel, [ZF3HP22 / ZF4HP22] (Forward Clutch) (.040") (24-Teeth) (Waved) (A-Pack)	2	1043-202-001
134	82111	Steel, [ZF4HP22] (Low / Reverse Clutch) (.059") (24-Teeth) (E-Pack)	4	24231-215-440
	K82110A	Steel Module, [ZF4HP22] 1984-Up	1	
	K82110C	Steel Module, [ZF4HP24] 1988-Up	1	
		CLUTCH PRESSURE PLATES		
140	82130	Pressure Plate, [ZF4HP22] (Overdrive Clutch) (F-Pack)	1	1043-330-023
144	82131	Pressure Plate, [ZF3HP22 / ZF4HP22] (Overrun Clutch) (C-Pack)	1	301302004
146	82132	Pressure Plate, [ZF3HP22 / ZF4HP22] (Direct Clutch) (B-Pack)	1	
150	82133	Pressure Plate, [ZF3HP22 / ZF4HP22] (Reverse Clutch) (D-Pack)	1	301317017
154	82134	Pressure Plate, [ZF4HP22] (Low / Reverse Clutch) (E-Pack)	1	1043-330-073
		VALVE BODY KIT		
	K82908S	Valve Body Kit, [ZF4HP22]	1	Superior
		OIL SEALING RINGS		
	K82903	Ring Kit, [ZF3HP22] 1976-84	1	1043298942
	K82903A	Ring Kit, [ZF4HP22 / ZF4HP24] 1984-Up	1	
177	82307	Ring, [ZF3HP22] (Input Shaft) (Metal) 1976-84	1	
177	82308	Ring, [ZF4HP22] (Input Shaft) (Metal) 1984-Up	2	750113019
177	82308T	Ring, [ZF4HP22] (Input Shaft) (Teflon) 1984-Up	2	
180	82305	Ring, [ZF3HP22 / ZF4HP22] (Direct Clutch Drum) (Metal)	1	301302051
182	88305	Ring, [ZF3HP22 / ZF4HP22] (Sun Gear Shaft) (Metal)	2	750113021

ZF3HP22 / ZF4HP24

ILL#	PART#	DESCRIPTION	QTY	REF #
		OIL SEALING RINGS (Cont)		
185	82301	Ring, [ZF4HP22] (Low / Reverse Clutch) (Metal)	2	750113026
189	82300	Ring, [ZF3HP22] (Governor) (Metal) 1976-84	2	734401137
189	82303	Ring, [ZF4HP22] (Governor) (Metal) 1984-Up	1-3	750113005
189	82303V	Ring, [ZF4HP22] (Governor) (Viton)	1-3	501306311
		WASHERS & BEARINGS		
210	82401	Race, [ZF3HP22 / ZF4HP22] (Stator to Front Drum) (Front) (*Specify Thickness .042" to .125")	1	0730104149
211	82402	Bearing, [ZF3HP22 / ZF4HP22] (Stator to Front Drum)	1	24231215419
212	82403	Race, [ZF3HP22 / ZF4HP22] (Stator to Front Drum) (Rear)	1	0501311020
213	82411	Race, [ZF3HP22 / ZF4HP22] (Bowl With Shaft to Flange) (Front)	1	0301314005
214	82412	Bearing, [ZF3HP22 / ZF4HP22] (Bowl With Shaft to Flange) (BMW & Peugeot) (*Also Fits [ZF4HP22] (Output Shaft to Rear Drum)	1-2	0301332002
214	82412A	Bearing, [ZF4HP22] (Bowl With Shaft to Flange) (Lincoln)	1	0750115151
215	82413	Race, [ZF3HP22] (Bowl With Shaft to Flange) (Rear)	2	1043331062
231	82409	Race, [ZF4HP22] (Forward Drum to Hub) (Front) (*Also Overdrive Planet to Output Shaft) (Front)	1	1043332058
232	82404	Washer, [ZF3HP22] (Forward Drum to Hub) (Plastic)	1	0301302020
232	82404B	Bearing, [ZF4HP22] (Forward Drum to Hub)	1	0750115149
233	82405	Washer, [ZF3HP22] (Forward Drum to Hub) (Steel)	1	0301302041
233	82405A	Race, [ZF4HP22] (Forward Drum to Hub) (Rear)	1	
235	82414	Washer, [ZF3HP22 / ZF4HP22] (Snap Ring to O-Ring)	1	0301302051
241	82406	Bearing, [ZF3HP22 / ZF4HP22] (Sun Gear to Intermediate Shaft)	1	0750115150
242	82407	Race, [ZF3HP22 / ZF4HP22] (Sun Gear to Intermediate Shaft) (*Also Fits [ZF4HP22] (Overdrive Planet to Output Shaft) (Rear)	1-2	0301332025
243	82408	Race, [ZF3HP22] (Intermediate Shaft to Output Shaft)	2	0301332020
243	82408A	Race, [ZF4HP22] (Intermediate Shaft to Shell)	2	0635290026
244	82408B	Bearing, [ZF3HP22] (Intermediate Shaft to Output Shaft)	1	
244	82408C	Bearing, [ZF4HP22] (Intermediate Shaft to Shell)	1	0635302051
267	82417A	Race, [ZF4HP22] (Output Shaft to Rear Drum) (Front) (BMW & Peugeot)	1	
267	82417B	Race, [ZF4HP22] (Output Shaft to Rear Drum) (Front) (Lincoln)	1	1043330076
268	82417BA	Race, [ZF4HP22] (Output Shaft to Rear Drum) (Bronze) (BMW & Peugeot)	1	
268	82417BB	Race, [ZF4HP22] (Output Shaft to Rear Drum) (Lincoln)	1	1043330077
269	82419A	Race, [ZF4HP22] (Output Shaft to Rear Drum) (Rear) (BMW & Peugeot)	1	
269	82419B	Race, [ZF4HP22] (Output Shaft to Rear Drum) (Rear) (Lincoln)	1	1043330080
271	82450	Caged Bearing, [ZF3HP22] (Extension Housing)	1	
271	82450A	Bearing, [ZF4HP22] (Extension Housing) (2-Piece Split)	1	0635303058
275	82416	Washer, [ZF3HP22] (Under Yoke Nut)	1	
275	82416A	Washer, [ZF4HP22] (Under Yoke Nut)	1	0730749139
		GASKETS & RUBBER COMPONENTS		
300	82500	Gasket, [ZF3HP22] (Bottom Pan) (Rubber) 1976-84	1	24-11-1-205-903
300	82501	Gasket, [ZF4HP22 / ZF4HP24] (Bottom Pan) (Rubber) 1984-Up	1	24-11-1-215-488
305	82508	Gasket, [ZF3HP22] (Extension Housing)	1	0301325002
305	82508A	Gasket, [ZF4HP22] (Extension Housing) 1984-Up	1	070112012
310	82507	Gasket, [ZF3HP22] (Pump Stator to Case) 1976-84	1	1043322129
310	82506A	Gasket, [ZF4HP22] (Pump Stator to Case) 1984-Up	1	0301301009
310	82506	Gasket, [ZF3HP22] (Pump Stator to Bell Housing) 1976-84	1	750112009
311	82505	O-Ring, [ZF3HP22] (Pump) 1976-84	1	0634316308
311	82505A	O-Ring, [ZF4HP22] (Pump) 1984-Up	1	734313061

ZF3HP22 / ZF4HP24

ILL#	PART#	DESCRIPTION	QTY	REF #
		GASKETS & RUBBER COMPONENTS (Cont)		
379	82509	O-Ring, [ZF4HP22] (Filter)	1	0734313110
		TECHNICAL MANUALS		
	TMZF3HP22	Technical Manual, [ZF3HP22] 1976-84	1	ATSG
	TMZF4HP22	Technical Manual, [ZF4HP22] 1984-Up	1	ATSG
		ELECTRICAL COMPONENTS		
421	82836	Solenoid, [ZF4HP22 / ZF4HP24] (Shift / TCC / Reverse Lock-Out)	1-4	501307869
421	MSZFHP22	Solenoid Master Kit, [ZF4HP22 / ZF4HP24] (*For 5-Solenoid Valve Body Only*)	1	MS-ZFHP22
431	82840	Solenoid, [ZF4HP22] (EPC) (Pressure Regulator) (*Fits 5-Solenoid Valve Body)	1	0501206997
446	82995	Wire Harness, [ZF4HP24] (Internal)	1	1043227016
		HARD PARTS		
510	82912	Pump Body W/Gears, [ZF3HP22] 1976-84	1	24-31-1-207-748
510	82912A	Pump Body W/Gears, [ZF4HP22] (Bushing Type)	1	24-40-1-624-401
510	82912B	Pump Body W/Gears, [ZF4HP22] (Roller Bearing Type)	1	
520	82913	Stator, [ZF3HP22] 1976-84	1	24-40-1-624-401
520	82913B	Stator, [ZF4HP22] (Cast # 103) (.570"ID Cooler Line Fitting)	1	24-16-1-217-085
520	82913BA	Stator, [ZF4HP22] (Cast # 133) (.570"ID Cooler Line Fitting)	1	
520	82913BB	Stator, [ZF4HP22] (Cast # 158) (.570"ID Cooler Line Fitting)	1	
520	82913BF	Stator, [ZF4HP22] (Cast # 258) (.570"ID Cooler Line Fitting)	1	
520	82913BC	Stator, [ZF4HP22] (Cast # 206) (.655"ID Cooler Line Fitting)	1	
520	82913BD	Stator, [ZF4HP22] (Cast # 253) (.492"ID Cooler Line Fitting)	1	
520	82913BE	Stator, [ZF4HP22] (Cast # 255) (.492"ID Cooler Line Fitting)	1	1043222079
520	82913BG	Stator, [ZF4HP22] (Cast # 236) (Bolt-on Shaft) (3-7/16" Long)	1	
	82969	Shaft, [ZF4HP22] (Stator Tube Replacement Shaft Salvages Pump)	1	
550	82833A	Drum, [ZF4HP22] (Overdrive) (3-Clutch) (Hydraulic Units)	1	24-23-1-217-090
550	82833AB	Drum, [ZF4HP22] (Overdrive) (4-Clutch) (Hydraulic Units)	1	1043280081
550	82833AC	Drum, [ZF4HP22] (Overdrive) (3-Clutch) (Electronic Units)	1	
550	82833AD	Drum, [ZF4HP22] (Overdrive) (4-Clutch) (Electronic) (With 4-Apply Holes on OD)	1	1043230084
550	82833AE	Drum, [ZF4HP22] (Overdrive) (4-Clutch) (Electronic) (With 3-Apply Holes on OD) (Flat Machined Surface on Back has 10-Threaded Bolt Holes) (1.330"ID Inside Rear Drum Bore)	1	1043230093
550	82833AF	Drum, [ZF4HP22] (Overdrive) (4-Clutch) (Electronic) (With 3-Apply Holes on OD) (Flat Machined Surface on Back has 10-Threaded Bolt Holes) (1.410"OD Inside Rear Drum Bore)	1	
550	82833AG	Drum, [ZF4HP22] (Overdrive) (4-Clutch) (Electronic) (With 3-Apply Holes on OD) (Flat Machined Surface on Back has 10-Unthreaded Bolt Holes)	1	
554	82939	Drum, [ZF3HP22] (Forward Clutch) (A-Clutch) (1.125" Thick)	1	24-21-1-206-821
554	82939A	Drum, [ZF4HP22] (Forward Clutch) (A-Clutch) (1.125" Thick) (Cast # 1043 402 050)	1	24-23-1-215-420
554	82939B	Drum, [ZF4HP22] (Forward Clutch) (A-Clutch) (1.755" Thick) (Cast # 1043 402 077)	1	
555	82934	Drum, [ZF3HP22 / ZF4HP22] (Direct Clutch) (3-Clutch)	1	
555	82934A	Drum, [ZF3HP22 / ZF4HP22] (Direct Clutch) (4-Clutch)	1	
555	82934D	Drum, [ZF4HP24] (Direct Clutch) (5-Clutch) (Cast # 1043 402 086)	1	
557	82938	Drum, [ZF4HP22] (Low / Reverse Clutch)	1	24-23-1-215-389
574	82713	Clutch Hub, [ZF3HP22] (Forward Clutch) (Washer Type) 1976-84	1	
574	82713A	Clutch Hub, [ZF4HP22] (Forward Clutch) (Bearing Type) 1984-Up	1	1043302049
575	82732	Clutch Hub, [ZF3HP22 / ZF4HP22] (Direct Clutch) (1.734" Tall)	1	1043302110
575	82732D	Clutch Hub, [ZF4HP24] (Direct Clutch) (2.380" Tall)	1	
577	82831A	Clutch Hub, [ZF4HP22] (Low / Reverse Output) (Aluminum) (Cast # 1043-430-058)	1	1043330144
577	82831B	Clutch Hub, [ZF4HP22] (Low / Reverse Output) (Aluminum) (Cast # 1043-430-144)	1	

ZF3HP22 / ZF4HP24

ILL#	PART#	DESCRIPTION	QTY	REF #
		HARD PARTS (Cont)		
580	82826A	Planet, [ZF4HP22] (Overdrive) (Rear)	1	
582	82747	Planet, [ZF3HP22 / ZF4HP22] (Front With Sprag) (3 Gear) (Uses 35-Teeth Sun Gear) (*Without Sealing Rings)	1	23-41-0-924-241
582	82747A	Planet, [ZF3HP22 / ZF4HP22] (Front With Sprag) (3 Gear) (Uses 35-Teeth Sun Gear) (*With 2-Sealing Rings)	1	
582	82747B	Planet, [ZF3HP22 / ZF4HP22] (Front With Sprag) (4 Gear)	1	
584	82944A	Planet, [ZF3HP22 / ZF4HP22] (2nd) (Used With 41-Teeth Sun Gear)	1	
584	82944	Planet, [ZF3HP22 / ZF4HP22] (2nd) (4 Gear) (Used With 35-Teeth Sun Gear)	1	
584	82944B	Planet, [ZF3HP22 / ZF4HP22] (2nd) (3 Gear) (Used With 35-Teeth Sun Gear)	1	23-41-1-124-341
590	82827A	Ring Gear, [ZF4HP22] (Overdrive Planet)	1	1036332015
592	82943	Ring Gear, [ZF3HP22 / ZF4HP22] (Front Planet)	1	24-41-1-024-241
594	82945	Ring Gear, [ZF3HP22 / ZF4HP22] (Rear Planet)	1	
600	82830A	Hub, [ZF4HP22] (Rear Ring Gear) (Inner Sprag Race)	1	
610	82825A	Sun Gear, [ZF4HP22] (Overdrive With Flange / Wheel)	1	
612	82748	Sun Gear, [ZF3HP22 / ZF4HP22] (35 Teeth) (*Without Sealing Rings)	1	
612	82748A	Sun Gear, [ZF3HP22 / ZF4HP22] (35 Teeth) (*With 2-Sealing Rings)	1	
612	82748AB	Sun Gear, [ZF3HP22 / ZF4HP22] (41/35 Teeth) (*With 2-Sealing Rings)	1	
612	82748AC	Sun Gear, [ZF3HP22 / ZF4HP22] (41/35 Teeth) (*Without Sealing Rings)	1	
620	82824A	Shell, [ZF4HP22] (Connecting With Shaft)	1	
630	82416	Center Support Plate, [ZF3HP22 / ZF4HP22] (Cast # 1043 431020)	1	
630	82416A	Center Support Plate, [ZF3HP22 / ZF4HP22] (Cast # 1043 431030)	1	
630	82416B	Center Support Plate, [ZF3HP22 / ZF4HP22] (Cast # 1043 431055)	1	1043231038
632	82936	Center Support, [ZF3HP22 / ZF4HP22] (1-Snap Ring on Outside For Clutch Packs) (2.480" Tall)	1	1043217008
632	82936A	Center Support, [ZF3HP22 / ZF4HP22] (1-Snap Ring on Outside) & (1-Snap Ring on Inside)	1	
632	82936B	Center Support, [ZF3HP22 / ZF4HP22] (1-Snap Ring on Outside For Clutch Packs) (2.650" Tall)	1	
639	82878	Lock Keys, [ZF3HP22 / ZF4HP22] (Center Support)	3	
		SPRAGS & ONE WAY CLUTCHES		
642	82933	Sprag Assembly, [ZF3HP22 / ZF4HP22] (2nd) (Freewheel) (*Non Turbo)	1	1043231006
642	82933A	Sprag Assembly, [ZF3HP22 / ZF4HP22] (2nd) (Freewheel) (*Turbo) (*Extra Wide)	1	
650	82727	Sprag, [ZF4HP22] (Overdrive Roller Clutch)	1	
	82960A	Sprag, [ZF3HP22] (Low / 1st Clutch) (24-Element) 1976-Up	1	0501-203-650
	82960	Sprag, [ZF4HP22] (Low / 1st Clutch) (30-Element) 1984-Up	1	0501-203-583
661	82828A	Outer Race, [ZF4HP22] (Overdrive Roller Clutch)	1	
		HARD PARTS		
670	82733	Input Shaft, [ZF3HP22]	1	
670	82733A	Input Shaft, [ZF4HP22]	1	1043202048
674	82735	Shaft, [ZF3HP22] (Intermediate)	1	
674	82735A	Shaft, [ZF4HP22] (Intermediate)	1	
678	82737	Output Shaft, [ZF3HP22] (10" Long)	1	
678	82737A	Output Shaft, [ZF3HP22] (9" Long)	1	
678	82737B	Output Shaft, [ZF4HP22] (8-1/4" Long)	1	1043214060
678	82737C	Output Shaft, [ZF4HP22] (17-3/4" Long)	1	
678	82737D	Output Shaft, [ZF4HP22] (9-3/16" Long)	1	1043214067
678	82737E	Output Shaft, [ZF4HP22] (9-7/8" Long)	1	
678	82737F	Output Shaft, [ZF4HP22] (13-1/4" Long)	1	
680	82410	Valve, [ZF3HP22] (For the Governor)	1	

ZF3HP22 / ZF4HP24

ILL#	PART#	DESCRIPTION	QTY	REF #
		HARD PARTS (Cont)		
680	82410D	Valve, [ZF4HP22] (For the Governor) (2-Valve Type)	1	
680	82410A	Valve, [ZF4HP22] (For the Governor) (1-Valve Type)	1	
682	82415	Support, [ZF3HP22] (Governor Housing)	1	1043333008
682	82415A	Support, [ZF4HP22] (Governor Housing) (For 1-Valve Type)	1	E4LY-7C053-A
682	82415D	Support, [ZF4HP22] (Governor Housing) (For 2-Valve Type)	1	1043333104
690	82690	Park Wheel, [ZF4HP22] (Hydraulic) (Governor Type)	1	
690	82690A	Park Wheel, [ZF4HP22] (Electronic) (With 36-Lug Reluctor That Bolts to Park Wheel in Place of Governor)	1	
		VALVE BODIES (REBUILT)		
740	ZF-9304	Valve Body, [ZF4HP22] (With Tube) 1984-94	1	
740	ZF-9305	Valve Body, [ZF4HP22] (Without Tube) 1984-94	1	
740	ZF-9306	Valve Body, [ZF4HP24] (4-Solenoids) (7-Pin Connector)	1	
740	ZF-9307	Valve Body, [ZF4HP24] (4-Solenoids) (9-Pin Connector)	1	
740	ZF-9308	Valve Body, [ZF4HP24] (Audi) (V-8) (5-Solenoids)	1	
740	ZF-9309	Valve Body, [ZF4HP24] (Audi) (AWD) (5-Solenoids)	1	
740	ZF-9310	Valve Body, [ZF4HP24] (BMW) (5-Solenoids)	1	
		VALVE BODIES		
740	82754	Valve Body, [ZF3HP22]	1	
740	82754A	Valve Body, [ZF4HP22] (Hydraulic)	1	
740	82754AA	Valve Body, [ZF4HP22] (Electronic) (With 5-Solenoids) (4-on one side) & (1-on the other)	1	
740	82754B	Valve Body, [ZF4HP22] (Electronic) (With 5-Solenoids on one side) & (8-Wire Connectors)	1	
740	82754BA	Valve Body, [ZF4HP22] (Electronic) (With 4-Solenoids) & (7-Wire Connectors)	1	
740	82754BB	Valve Body, [ZF4HP22] (Electronic) (With 4-Solenoids) & (9-Wire Connectors)	1	
		VALVE BODY COMPONENTS		
741	K007	Spring Kit, [ZF4HP22] (In Valve Body) (Hydraulic Units With TV Cable)	1	Superior
741	K008	Spring Kit, [ZF4HP22] (In Valve Body) (Electronic Units)	1	Superior
	K4HP22	Clutch Correction Pkg, (Corrects Burnt FWD Clutch)	1	
		HARD PARTS		
750	82762	Bell Housing, [ZF3HP22] (Cast # 034)	1	
750	82762A	Bell Housing, [ZF3HP22] (Cast # 019)	1	
750	82762B	Bell Housing, [ZF3HP22] (Cast # 041)	1	
750	82762C	Bell Housing, [ZF3HP22] (Cast # 084)	1	
750	82762E	Bell Housing, [ZF4HP22] (Cast # 18/F4)	1	
750	82762F	Bell Housing, [ZF4HP22] (Cast # 012)	1	
750	82762G	Bell Housing, [ZF4HP22] (Cast # 102)	1	
750	82762H	Bell Housing, [ZF4HP22] (Cast # 106)	1	
760	82701	Case, [ZF3HP22]	1	
760	82701B	Case, [ZF4HP22] (Hydraulic)	1	
760	82701C	Case, [ZF4HP22] (BMW & Peugeot)	1	
765	82801	Pan, [ZF3HP22]	1	
765	82801A	Pan, [ZF4HP22]	1	
770	82761	Extension Housing, [ZF3HP22] (Cast # 004)	1	
770	82761A	Extension Housing, [ZF3HP22] (Cast # 009)	1	
770	82761B	Extension Housing, [ZF3HP22] (Cast # 020)	1	
770	82761C	Extension Housing, [ZF3HP22] (Cast # 008)	1	
770	82761E	Extension Housing, [ZF4HP22] (Cast # 036)	1	

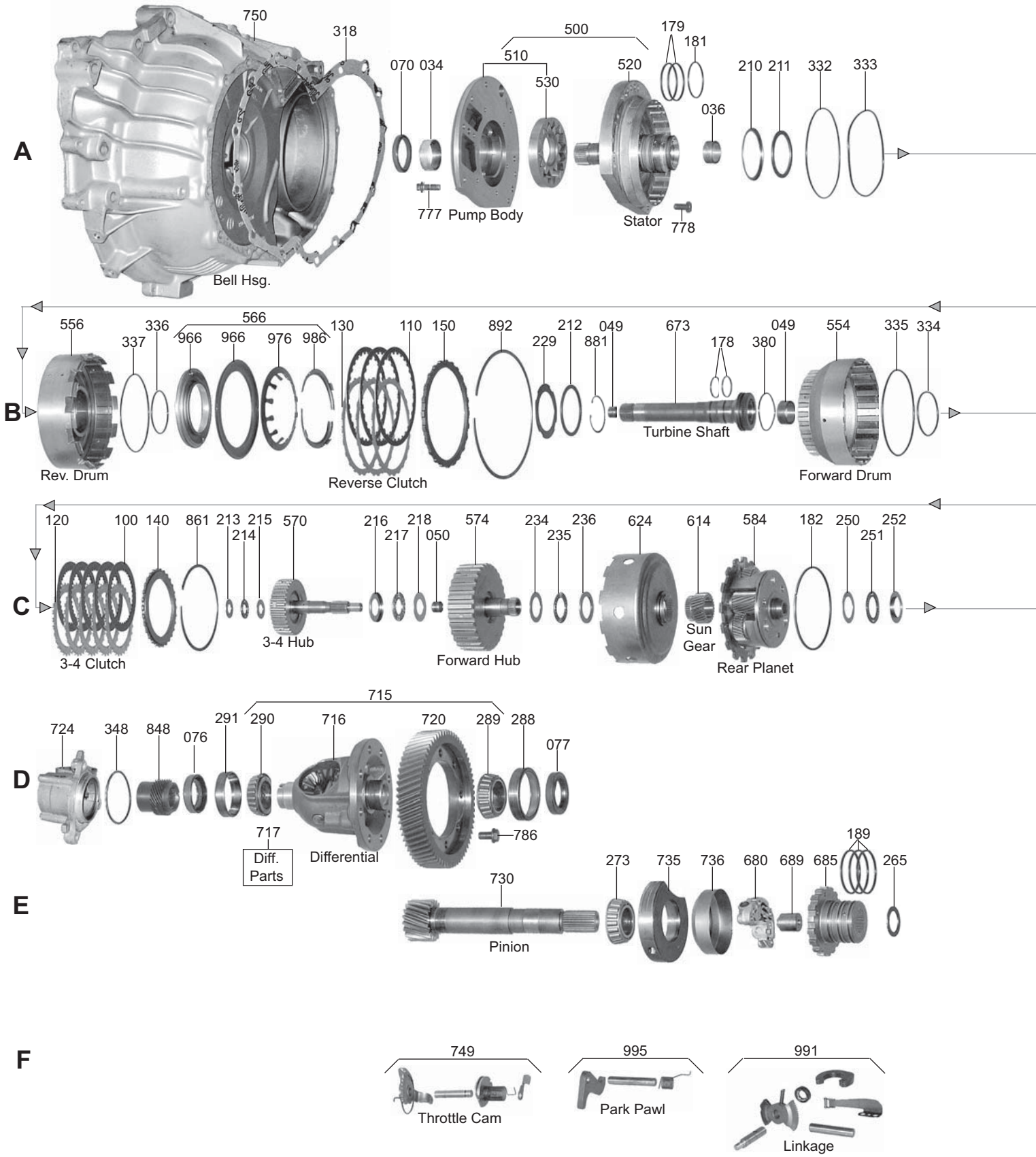
ZF3HP22 / ZF4HP24

ILL#	PART#	DESCRIPTION	QTY	REF #
		HARD PARTS (Cont)		
790	82877	Bolt, [ZF4HP22] (Holds Overdrive Drum to Case)	10	
790	K82877	Bolt Set, [ZF4HP22] (Holds Overdrive Drum to Case)	1	
798	82948	Nut, [ZF3HP22] (Yoke)	1	0737006036
798	82948A	Nut, [ZF4HP22] (Yoke)	1	0737006036
841	82951	Yoke, [ZF3HP22]	1	
893	82930	Retainer, [ZF3HP22 / ZF4HP22] (Holds Reverse Clutch Return Spring to Center Support) (2-Piece)	1	0630503036
960	82806	Piston, [ZF4HP22] (Overdrive Clutch)	1	
962	82918	Piston, [ZF3HP22 / ZF4HP22] (Center Plate)	1	
964	82807	Piston, [ZF3HP22 / ZF4HP22] (Forward Clutch)	1	1043202040
965	82808	Piston, [ZF4HP22] (Direct Clutch)	1	1043302093
966	82809	Piston, [ZF3HP22 / ZF4HP22] (Reverse Clutch)	1	
967	82810	Piston, [ZF4HP22] (Low / Reverse Clutch)	1	
969	82811	Piston, [ZF3HP22 / ZF4HP22] (Overrun Clutch)	1	
970	82812	Spring, [ZF4HP22] (Overdrive Clutch Return)	1	1043330049
972	82813	Spring, [ZF3HP22 / ZF4HP22] (Intermediate Clutch Return)	1	
974	82814	Spring, [ZF3HP22 / ZF4HP22] (Forward Clutch Return)	1	1043302007
975	82815	Spring, [ZF3HP22 / ZF4HP22] (Diaphragm Spring Direct Clutch Return)	1	0301302028
976	82816	Spring, [ZF3HP22 / ZF4HP22] (Diaphragm Spring Reverse Clutch Return)	1	0301317003
977	82817	Spring, [ZF4HP22] (Low / Reverse Clutch Return)	1	1043330079
979	82818	Spring, [ZF3HP22 / ZF4HP22] (Diaphragm Spring Overrun Clutch Return)	1	0301331031
980	82931	Retainer, [ZF4HP22] (Holds Overdrive Clutch Return Spring to Drum) (2-Pieces)	1	1043330166
982	82932	Retainer, [ZF3HP22 / ZF4HP22] (Holds Intermediate Clutch Return Spring to Centering Support Plate) (2-Pieces)	1	31436AAA000
985	82935	Retainer, [ZF3HP22 / ZF4HP22] (Holds Direct Clutch Return Spring to Drum) (2-Pieces)	1	0301302054
987	82936	Retainer, [ZF4HP22] (Holds Low / Reverse Clutch Return Spring to Drum) (2-Pieces)	1	
989	82937	Retainer, [ZF3HP22 / ZF4HP22] (Overrun Clutch Return Spring to Center Support) (2-Pieces)	1	1043330056
991	K82676	Linkage Assembly, [ZF3HP22] (Internal)	1	
991	K82676A	Linkage Assembly, [ZF4HP22] (Internal)	1	
995	K82678	Park Pawl Assembly, [ZF4HP22]	1	

NOTES:

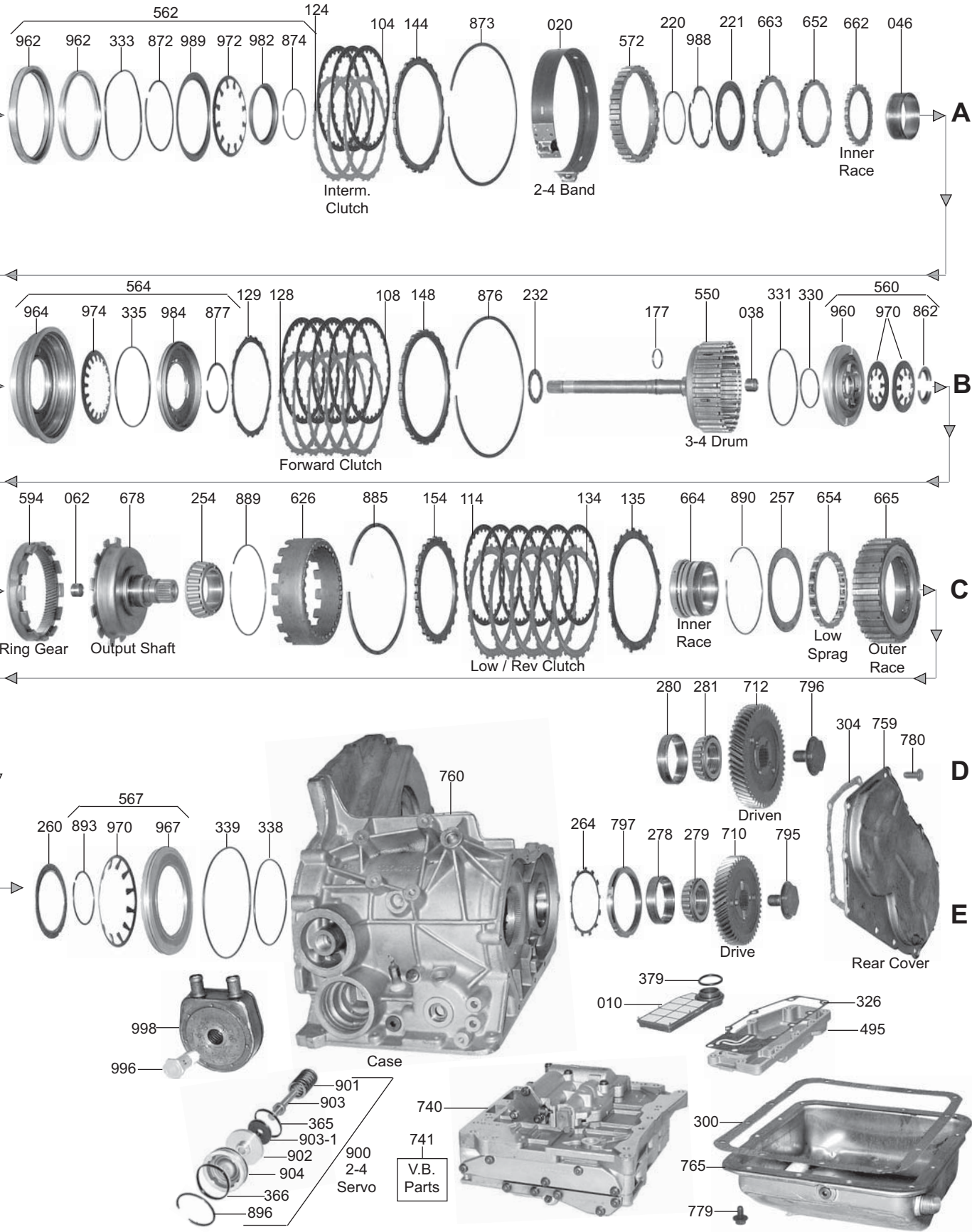
ZF4HP14 (Peugeot)

FWD 4 Speed



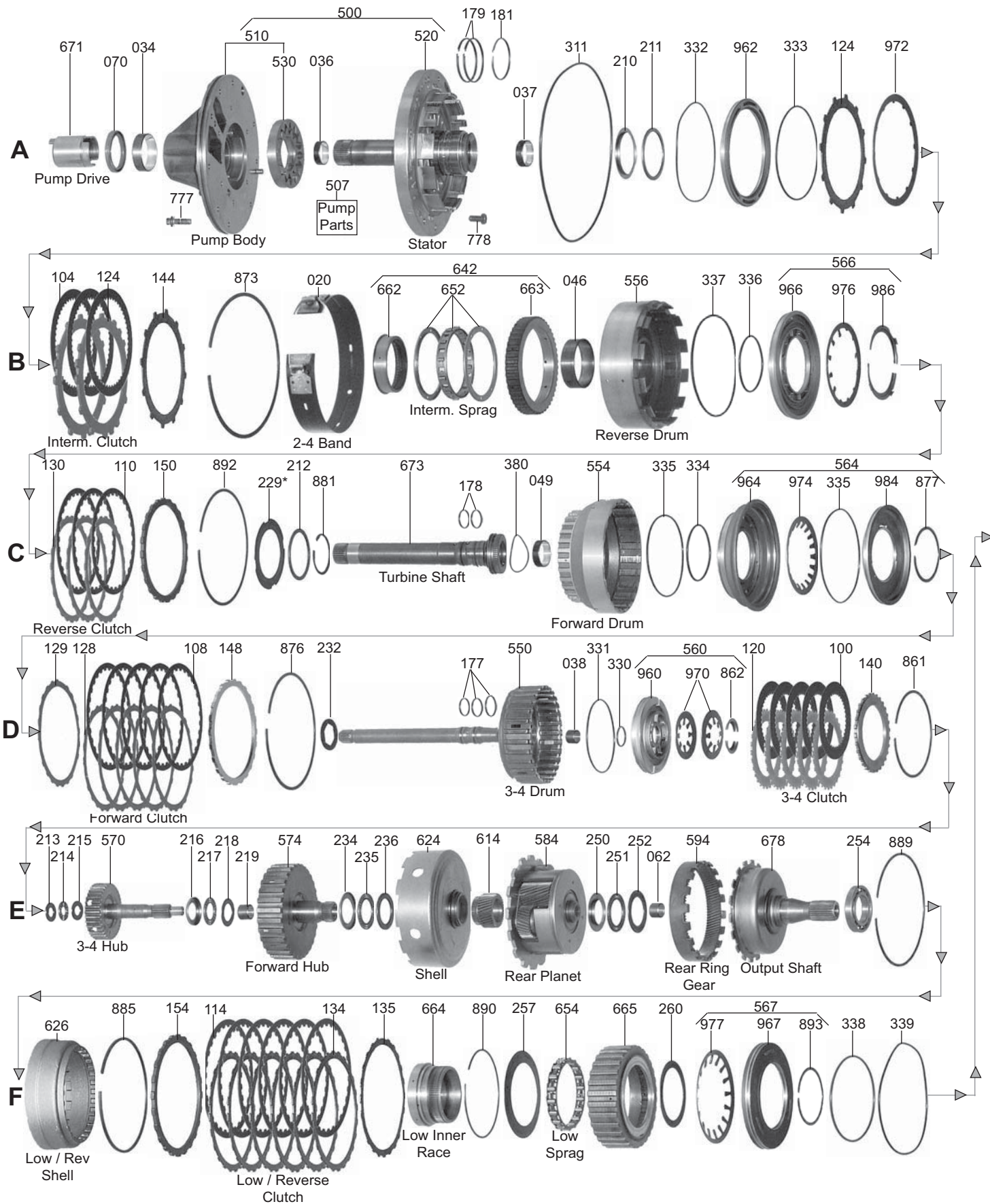
ZF4HP14 (Peugeot)

FWD 4 Speed



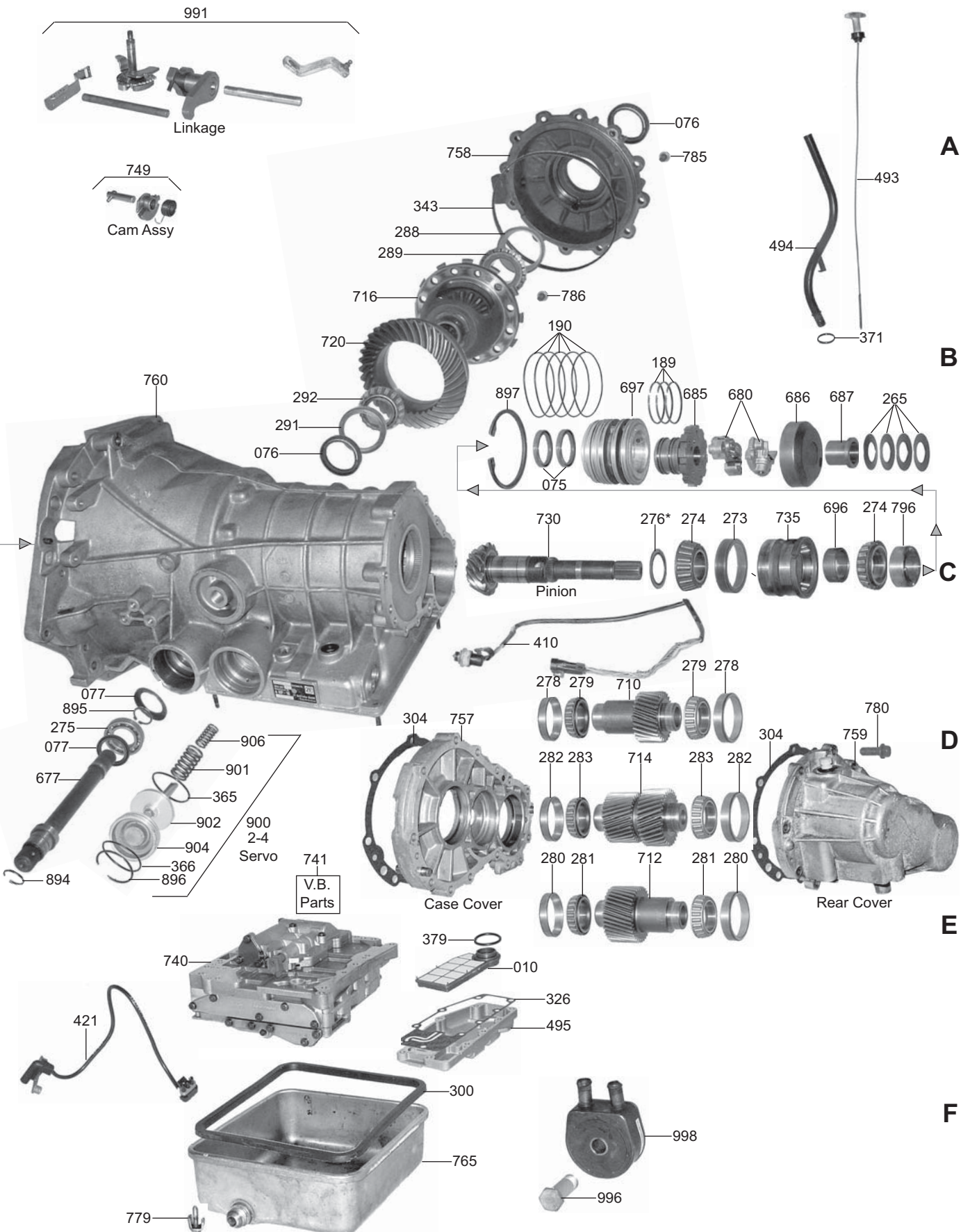
ZF4HP18FL (Eagle/Dodge)

FWD 4 Speed



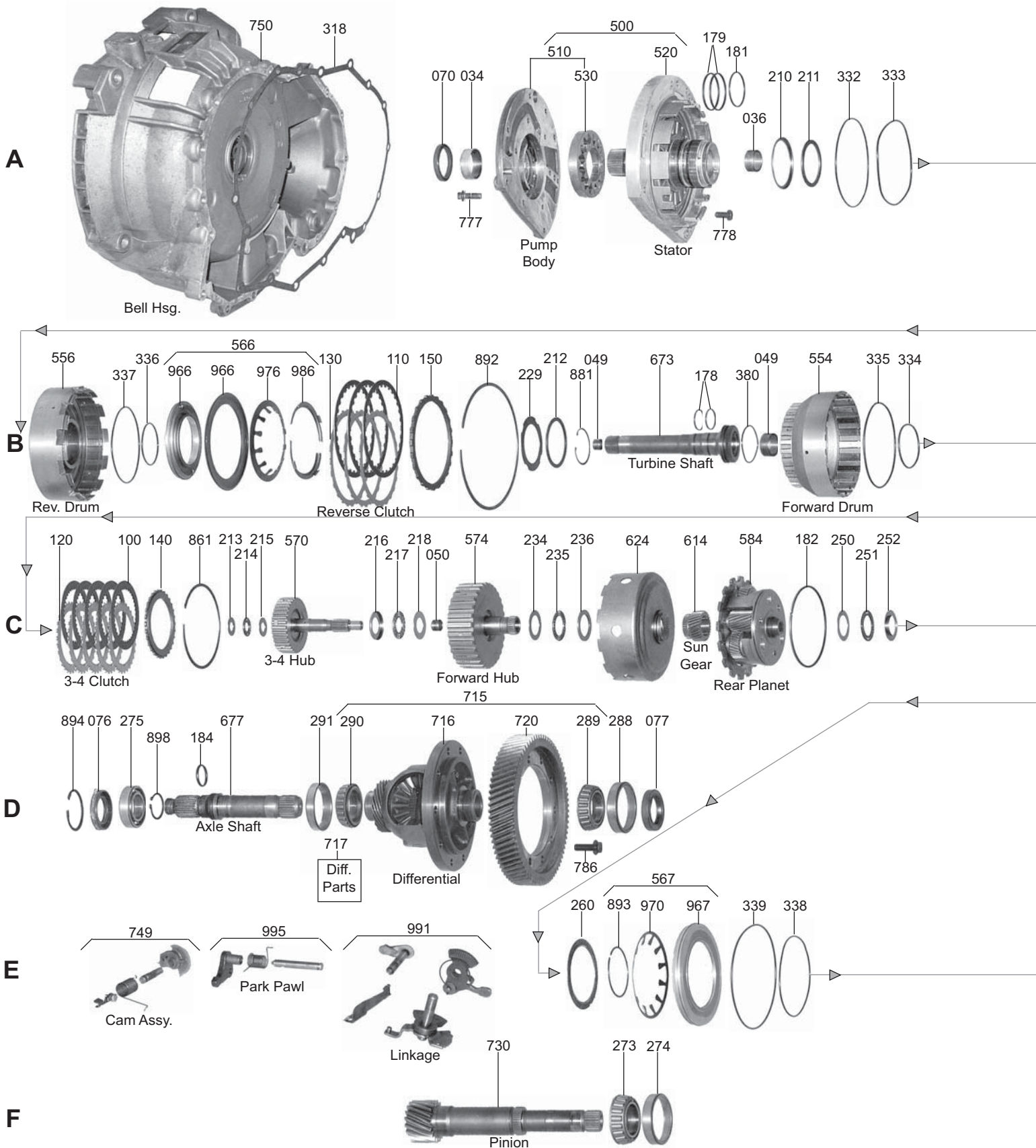
ZF4HP18FL (Eagle/Dodge)

FWD 4 Speed




ZF4HP18 (Saab)

FWD 4 Speed



ZF4HP18 (Saab)

FWD 4 Speed



ZF4HP14 / ZF4HP18

ILL#	PART#	DESCRIPTION		REF #
		OVERHAUL KITS		
	K85900D	Overhaul Kit, [ZF4HP18FLA] (Audi & Porsche) 1989-97	1	
	K85900A	Overhaul Kit, [ZF4HP18Q] (Saab 900>1994-97), (9000/S>1986-98), (Peugeot 605>1989-97), (Citroen, Alfa Romeo, Lancia>1990-98)	1	1050298010
	K85900B	Overhaul Kit, [ZF4HP18FL] (Eagle & Dodge) 1986-96	1	98027-ZF
	K85900	Overhaul Kit, [ZF4HP14] (Peugeot) 1989-94	1	1036298901
		MASTER L/STEEL KITS		
	DK8500D-S	Master L/Steels Kit, [ZF4HP18FLA] (Audi & Porsche) 1989-97	1	
	DK8500A-S	Master L/Steels Kit, [ZF4HP18Q] (Saab 900>1994-97), (9000/S>1986-98), (Peugeot 605>1989-97), (Citroen, Alfa Romeo, Lancia>1990-98)	1	3418113
	DK8500B-S	Master L/Steels Kit, [ZF4HP18FL] (Eagle & Dodge) 1986-96	1	3418111
	DK8500-S	Master L/Steels Kit, [ZF4HP14] (Peugeot) 1989-94	1	98015-ZF
		MASTER W/STEEL KITS		
	DK8500D	Master W/Steels Kit, [ZF4HP18FLA] (Audi, Porsche) 1989-97	1	
	DK8500A	Master W/Steels Kit, [ZF4HP18Q] (Saab 900>1994-97), (9000/S>1986-98), (Peugeot 605>1989-97), (Citroen, Alfa Romeo, Lancia>1990-98)	1	2418113
	DK8500B	Master W/Steels Kit, [ZF4HP18FL] (Eagle & Dodge) 1986-96	1	2418111
	DK8500	Master W/Steels Kit, [ZF4HP14] (Peugeot) 1989-94	1	98001-ZF
		FILTERS		
010	85710B	Filter, [ZF4HP18FLA] (Audi 100 & A6) 1991-Up	1	
010	85710	Filter, [ZF4HP14 / ZF4HP18] (*Rectangle Filter)	1	1036-226-013
010	85710A	Filter, [ZF4HP14 / ZF4HP18] (*Round Filter)	1	501311497
		FILTER KITS		
	FK85710B	Filter Kit, [ZF4HP18FLA] (Audi 100 & A6) 1991-Up	1	
	FK85710	Filter Kit, [ZF4HP14 / ZF4HP18] (*Rectangle Filter)	1	
		BANDS		
020	85701A	Band, [ZF4HP18FLA] (Audi)	1	
020	85701	Band, [ZF4HP18FL / ZF4HP18Q] (Eagle, Dodge, & Saab)	1	
020	85700	Band, [ZF4HP14] (Peugeot)	1	
		BUSHINGS		
	K85905	Bushing Kit, [ZF4HP14]	1	
	K85905A	Bushing Kit, [ZF4HP18FL] (Eagle & Dodge)	1	
	K85905B	Bushing Kit, [ZF4HP18]	1	
034	85000	Bushing, [ZF4HP18FLA] (Pump Body) (Audi)	1	
034	85000A	Bushing, [ZF4HP18FL] (Pump Body) (Eagle & Dodge)	1	
034	85000B	Bushing, [ZF4HP18] (Pump Body) (Saab)	1	
036	85002	Bushing, [ZF4HP18] (Stator) (Front) (Eagle, Dodge, & Saab)	1	
037	82005	Bushing, [ZF4HP18] (Stator) (Rear) (Eagle, Dodge, & Saab)	1	
037	K85902X	Bushing Kit, [ZF4HP18] (Stator & Turbine Shaft) (Eagle, Dodge, & Saab)	1	
037	85007	Bushing, [ZF4HP14] (Stator) (Rear) (Peugeot)	1	
038	85006	Bushing, [ZF4HP18] (3-4 Drum)	1	
046	85008	Bushing, [ZF4HP18] (Reverse Drum) (Front) (Eagle, Dodge, & Saab)	1	
049	85001	Bushing, [ZF4HP18] (Turbine Shaft) (Eagle, Dodge, & Saab)	1	
		METAL CLAD SEALS		
070	85151A	Seal, [ZF4HP18] (Front) (Audi, Eagle, Dodge, & Saab)	1	95321243
070	82151	Seal, [ZF4HP14] (Front)	1	
075	85159A	Seal, [ZF4HP18FLA] (Pinion Shaft) (Audi)	1	97409529A
075	85159	Seal, [ZF4HP18FL] (Pinion Shaft) (Eagle & Dodge)	2	750-111-191

ZF4HP14 / ZF4HP18

ILL#	PART#	DESCRIPTION		REF #
		METAL CLAD SEALS (Cont)		
076	85154A	Seal, [ZF4HP18FLA] (Right Axle) (Outer, Starter Side) (Audi)	1	97409399A
076	85154	Seal, [ZF4HP18FL] (Right Axle) (Inner, Differential Side) (Eagle & Dodge)	1	750-111-193
076	85152	Seal, [ZF4HP18FL] (Right Axle) (Outer, Differential Side) (Eagle & Dodge)	1	750-111-195
076	85161	Seal, [ZF4HP18Q] (Right Axle) (Rear) (Saab)	1	750-111-292
076	85163	Seal, [ZF4HP18] (Right Axle) (Peugeot)	1	
077	85157	Seal, [ZF4HP18FLA] (Left Axle) (Outer, Differential Side) (Audi)	1	97409400D
077	85157A	Seal, [ZF4HP18FL] (Left Axle) (Inner, Starter Side) (Eagle & Dodge)	1	750-111-126
077	85158	Seal, [ZF4HP18FL] (Left Axle) (Outer, Starter Side) (Eagle & Dodge)	1	750-111-181
077	85162	Seal, [ZF4HP14] (Left Axle) (Peugeot)	1	501308397
077	89155	Seal, [ZF4HP18Q] (Left Axle) (Front) (Saab)	1	750-111-789
		FRICTION CLUTCHES		
100	85113	Friction, [ZF4HP18] (3-4 Clutch) (.063") (36-Teeth) (4.25"OD) (E-Pack)	5	1036-330-034
100	85104	Friction, [ZF4HP14] (3-4 Clutch) (.061") (36-Teeth) (3.85"OD) (E-Pack)	5	1050-230-033
104	82109	Friction, [ZF4HP18] (Intermediate Clutch) (.063") (48-Teeth) (5.628"OD) (C-Pack)	3	1050-210-053
104	85101	Friction, [ZF4HP14] (Intermediate Clutch) (.061") (30-Teeth) (5.300"OD) (C-Pack)	4	1063-217-005
108	85115	Friction, [ZF4HP18] (Forward Clutch) (.063") (30-Teeth) (5.778"OD) (A-Pack)	5	1050-202-002
108	85101	Friction, [ZF4HP14] (Forward Clutch) (.061") (30-Teeth) (5.300"OD) (A-Pack)	3	1056-277-036
110	85112	Friction, [ZF4HP18] (Reverse Clutch) (.079") (30-Teeth) (5.778"OD) (B-Pack)	3	1050-202-004
110	85102A	Friction, [ZF4HP14] (Reverse Clutch) (.077") (30-Teeth) (5.300"OD) (B-Pack)	3	1036-202-028
114	85116	Friction, [ZF4HP18] (Low / Reverse Clutch) (.063") (30-Teeth) (5.778"OD) (D-Pack)	6	1050-217-002
114	85101	Friction, [ZF4HP14] (Low / Reverse Clutch) (.061") (30-Teeth) (5.300"OD) (D-Pack)	5	1036-202-029
	K85100B	Friction & Steel Module, [ZF4HP18FL] (Eagle & Dodge)	1	
	K85100	Friction & Steel Module, [ZF4HP14] (Peugeot)	1	
		STEEL CLUTCHES		
120	85134	Steel, [ZF4HP18] (3-4 Clutch) (.071") (30-Teeth) (3.075"ID) (E-Pack)	5	1050-330-017
120	85124	Steel, [ZF4HP14] (3-4 Clutch) (.071") (30-Teeth) (2.950"ID) (E-Pack)	5	1036-330-036
124	82104	Steel, [ZF4HP18] (Intermediate Clutch) (.071") (12-Teeth) (4.688"ID) (C-Pack)	3	24231-205-935
124	85121	Steel, [ZF4HP14] (Intermediate Clutch) (.071") (24-Teeth) (4.730"ID) (C-Pack)	4	1036-302-015
128	85122	Steel, [ZF4HP18] (Forward Clutch) (.071") (24-Teeth) (5.200"ID) (A-Pack)	5	1050-302-011
128	85121	Steel, [ZF4HP14] (Forward Clutch) (.071") (24-Teeth) (4.730"ID) (A-Pack)	4	1036-302-015
129	85143	Steel, [ZF4HP18] (Forward Clutch) (.040") (24-Teeth) (5.200"ID) (Waved) (A-Pack)	1	1050-302-012
130	85122	Steel, [ZF4HP18] (Reverse Clutch) (.071") (24-Teeth) (5.200"ID) (B-Pack)	3	1050-302-011
130	85121	Steel, [ZF4HP14] (Reverse Clutch) (.071") (24-Teeth) (4.730"ID) (B-Pack)	3	1036-302-015
134	85122	Steel, [ZF4HP18] (Low / Reverse Clutch) (.071") (24-Teeth) (5.200"ID) (D-Pack)	6	1050-302-011
134	85123	Steel, [ZF4HP14] (Low / Reverse Clutch) (.047") (24-Teeth) (4.730"ID) (D-Pack)	5	1036-317-006
135	85143	Steel, [ZF4HP18] (Low / Reverse Clutch) (.040") (24-Teeth) (5.200"ID) (D-Pack) (Waved)	1	1050-302-012
	K85110B	Steel Module, [ZF4HP18FL] (Eagle & Dodge)	1	
	K85110	Steel Module, [ZF4HP14] (Peugeot)	1	
		CLUTCH PRESSURE PLATES		
140	85179	Pressure Plate, [ZF4HP18] (3-4 Clutch) (3.075"ID) (30-Teeth) (E-Pack)	1	1056271014
140	85719A	Pressure Plate, [ZF4HP14] (3-4 Clutch) (2.950"ID) (30-Teeth) (E-Pack)	1	
144	85717	Pressure Plate, [ZF4HP18] (Intermediate Clutch) (4.688"ID) (12-Teeth) (C-Pack)	1	1043302092
144	85717A	Pressure Plate, [ZF4HP14] (Intermediate Clutch) (4.730"ID) (24-Teeth) (C-Pack)	1	
148	85718	Pressure Plate, [ZF4HP18] (Forward Clutch) (5.200"ID) (24-Teeth) (A-Pack)	1	
148	85718A	Pressure Plate, [ZF4HP14] (Forward Clutch) (4.730"ID) (24-Teeth) (A-Pack)	1	
150	85718	Pressure Plate, [ZF4HP18] (Reverse Clutch) (5.200"ID) (24-Teeth) (B-Pack)	1	1050302013

ZF4HP14 / ZF4HP18

ILL#	PART#	DESCRIPTION		REF #
		CLUTCH PRESSURE PLATES (Cont)		
150	85718A	Pressure Plate, [ZF4HP14] (Reverse Clutch) (4.730"ID) (24-Teeth) (B-Pack)	1	
154	85718	Pressure Plate, [ZF4HP18] (Low / Reverse Clutch) (5.200"ID) (24-Teeth) (D-Pack)	1	
154	85718A	Pressure Plate, [ZF4HP14] (Low / Reverse Clutch) (4.730"ID) (24-Teeth) (D-Pack)	1	
		OIL SEALING RINGS		
	K85901A	Ring Kit, [ZF4HP18] (Audi, Alfa Romeo, Eagle, Dodge, & Saab)	1	
	K85901	Ring Kit, [ZF4HP14] (Peugeot)	1	
177	85306	Ring, [ZF4HP14 / ZF4HP18] (Input Shaft to Turbine Shaft) (Rear) (1.023"OD) (Metal)	1	750-113-012
177	85308T	Ring, [ZF4HP18] (Input Shaft to Turbine Shaft) (Front) (.868"OD) (Teflon)	2	501-309-030
177	85315	Ring, [ZF4HP14] (Input Shaft to Turbine Shaft) (Front) (.740"OD) (Teflon)	1	501-309-031
178	85311	Ring, [ZF4HP18] (Turbine Shaft to Stator) (Rear) (1.260"OD) (Metal)	1	750-113-014
178	85310	Ring, [ZF4HP14] (Turbine Shaft to Stator) (Rear) (1.145"OD) (Metal)	1	
178	85307	Ring, [ZF4HP18] (Turbine Shaft to Stator) (Front) (1.220"OD) (Metal)	2	750-113-013
178	85309	Ring, [ZF4HP14] (Turbine Shaft to Stator) (Front) (1.098"OD) (Metal)	1	
179	85302	Ring, [ZF4HP18] (Stator to Reverse Drum) (2.285"OD) (Metal)	2	750-113-015
179	85301T	Ring, [ZF4HP14] (Stator to Reverse Drum) (2.049"OD) (Teflon)	2	750-113-024
181	85303	Ring, [ZF4HP18] (Stator to Forward Drum) (2.049"OD)	1-3	750-113-024
181	85304	Ring, [ZF4HP14] (Stator to Forward Drum) (1.898"OD) (Metal)	1	750-113-005
	85318	Ring, [ZF4HP14] (Planet) (Rear) (3.940"OD) (Metal)	1	750-113-011
189	85314	Ring, [ZF4HP14 / ZF4HP18] (Governor) (2.205"OD) (Metal)	2	750-113-027
189	85312	Ring, [ZF4HP14 / ZF4HP18] (Governor) (2.205"OD) (Rubber)	2	0501306310
		WASHERS & BEARINGS		
	K85907	Washer Kit, [ZF4HP18]	1	
	K85907A	Washer Kit, [ZF4HP14] (*Pump Selectives Only)	1	
	K85906A	Washer Kit, [ZF4HP18] (*Pump Selectives Only)	1	
	K85904	Washer Kit, [ZF4HP14] (*Pump Selectives Only)	1	
211	85901	Washer, [ZF4HP18] (Stator to Band Drum) (Plastic) (Audi)	1	
211	85400	Washer, [ZF4HP18] (Stator to Band Drum) (*Selective .045" - .152") (Eagle)	1	730105263
211	85400A	Washer, [ZF4HP18] (Stator to Band Drum) (*Selective .047" - .152") (Saab)	1	730150608
212	85401	Washer, [ZF4HP18] (Stator to Turbine Shaft) (Eagle)	1	
214	85450	Bearing, [ZF4HP18] (3-4 Drum to 3-4 Hub) (Eagle)	1	750115424
214	85450A	Bearing, [ZF4HP18] (3-4 Drum to 3-4 Hub) (Saab)	1	
217	85451	Bearing, [ZF4HP18] (3-4 Hub to Forward Hub) (Eagle)	1	635302030
217	85451A	Bearing, [ZF4HP18] (3-4 Hub to Forward Hub) (Saab)	1	
229	85402	Washer, [ZF4HP18] (Reverse Drum to Forward Drum) (Plastic #4) (Eagle & Audi)	1	
229	85402A	Washer, [ZF4HP18] (Reverse Drum to Forward Drum) (Plastic #3) (Eagle & Audi)	1	1050331009
232	85452B	Bearing W/Race, [ZF4HP18] (Forward Drum to 3-4 Drum) (Audi)	1	
232	85452	Washer, [ZF4HP18] (Forward Drum to 3-4 Drum) (Black Plastic) (Eagle)	1	730150726
235	85453B	Bearing W/Race, [ZF4HP18] (Forward Clutch Hub to Bowl) (Audi)	1	
235	85453	Bearing, [ZF4HP18] (Forward Clutch Hub to Bowl) (Eagle)	1	635302032
235	85453A	Bearing, [ZF4HP18] (Forward Clutch to Bowl) (Saab)	1	
251	85454	Bearing, [ZF4HP18] (Output Shaft Hub) (Front) (Eagle)	1	750115210
251	85454A	Bearing, [ZF4HP18] (Output Shaft Hub) (Front) (Saab)	1	
254	85455	Ball Bearing, [ZF4HP18] (Output Shaft) (Eagle)	1	
257	85403	Washer, [ZF4HP18] (Stop Ring) (Eagle)	1	1050317010
260	85404	Washer, [ZF4HP18] (Fixing) (Eagle)	1	1050317024
264	85405	Retaining Ring, [ZF4HP18] (Rear Sprag In Race to Lock Nut) (Saab)	1	1036317037
265	85406	Spring Washer, [ZF4HP18] (Eagle)	1	

ZF4HP14 / ZF4HP18

ILL#	PART#	DESCRIPTION		REF #
		WASHERS & BEARINGS (Cont)		
274	85977	Cone Bearing, [ZF4HP18] (Pinion Shaft) (Eagle)	1	750117525
275	85456	Ball Bearing, [ZF4HP18] (Axle Shaft to Case) (Eagle)	1	635331218
276	85407	Shim, [ZF4HP18] (Pinion Shaft) (Selective) (Eagle)	1	
279	85977A	Cone Bearing, [ZF4HP18] (Transfer Gear) (Eagle)	6	
289	85977B	Cone Bearing, [ZF4HP18] (Differential Housing to Differential Cover) (Eagle)	1	750117250
		GASKETS & RUBBER COMPONENTS		
300	85501	Gasket, [ZF4HP18] (Bottom Pan) (Rubber) (Audi, Eagle, & Saab)	1	
300	85500	Gasket, [ZF4HP14] (Bottom Pan) (Cork) (Peugeot)	1	1036301182
304	85505	Gasket, [ZF4HP18] (End Cover) (Eagle)	1	750112065
304	85505A	Gasket, [ZF4HP18] (End Cover) (Saab)	1	0750-112-156
311	116516	O-Ring, [ZF4HP18] (Pump) (Eagle)	1	734313064
318	85506A	Gasket, [ZF4HP14] (Converter Housing to Main Case) (Peugeot)	1	750112022
318	85506	Gasket, [ZF4HP18] (Converter Housing to Main Case) (Saab)	1	0750-112-067
379	85504	Gasket, [ZF4HP18] (Valve Body to Filter)	1	
		TECHNICAL MANUALS		
	TMZF4HP18TDG	Technical Manual, [ZF4HP18FLA] (Audi & Porsche) (*Technician Diagnostic Guide)	1	
	TMZF4HP18	Technical Manual, [ZF4HP18FL] (Eagle)	1	
	TMZF4HP18S	Technical Manual, [ZF4HP18Q] (Saab) (*Supplement)	1	
		ELECTRICAL COMPONENTS		
410	85947	Switch, [ZF4HP18] (Neutral Safety Switch) (Eagle)	1	
		HARD PARTS		
510	85915	Pump Body W/Gears, [ZF4HP18] (Audi & Eagle)	1	
510	85912	Pump Body W/Gears, [ZF4HP14] (Peugeot)	1	1036219017
510	85915A	Pump Body W/Gears, [ZF4HP18] (Saab)	1	1050219022
520	85914	Stator, [ZF4HP18] (Pump Cover) (Audi & Eagle)	1	
520	85913	Stator, [ZF4HP14] (Pump Cover) (Peugeot)	1	1036222040
520	85914A	Stator, [ZF4HP18] (Pump Cover) (Cast # 1050 422 092) (Saab)	1	1050222051
520	85914AA	Stator, [ZF4HP18] (Pump Cover) (Cast # 1050 422 015) (Saab)	1	
		PUMP PARTS		
530	K85201	Pump Gears, [ZF4HP18] (Outer) (Eagle & Audi)	1	1050319028
		HARD PARTS (Cont)		
550	85732	Drum, [ZF4HP18] (3-4 Clutch With Input Shaft) (Audi)	1	
550	85732A	Drum, [ZF4HP18] (3-4 Clutch With Input Shaft) (Eagle)	1	
550	85732B	Drum, [ZF4HP18] (3-4 Clutch With Input Shaft) (Saab)	1	
554	85737	Drum, [ZF4HP18] (Forward Clutch With Turbine Shaft) (Audi)	1	
554	85737A	Drum, [ZF4HP18] (Forward Clutch) (Eagle)	1	
554	85737C	Drum, [ZF4HP14] (Forward Clutch) (Peugeot)	1	1036302062
554	85737B	Drum, [ZF4HP18] (Forward Clutch With Piston) (Saab)	1	
556	85742	Drum, [ZF4HP18] (Reverse Clutch) (Front) (Band Drum) (Audi)	1	1050231047
556	85742A	Drum, [ZF4HP18] (Reverse Clutch) (Front) (Band Drum) (Eagle)	1	
556	85734	Drum, [ZF4HP14] (Reverse Clutch) (Front) (Band Drum) (Peugeot)	1	1036231037
556	85734A	Drum, [ZF4HP18] (Reverse Clutch) (Front) (Band Drum) (Saab)	1	
570	85760	Clutch Hub, [ZF4HP18] (With Shaft 3-4 Clutch) (Audi)	1	
570	85760A	Clutch Hub, [ZF4HP18] (With Shaft 3-4 Clutch) (Eagle)	1	
570	85760B	Clutch Hub, [ZF4HP18] (With Shaft 3-4 Clutch) (Saab)	1	
574	85762	Clutch Hub, [ZF4HP18] (With Shaft Forward Clutch) (Audi)	1	

ZF4HP14 / ZF4HP18

ILL#	PART#	DESCRIPTION		REF #
		HARD PARTS (Cont)		
574	85762A	Clutch Hub, [ZF4HP18] (With Shaft Forward Clutch) (Eagle)	1	
574	85762B	Clutch Hub, [ZF4HP18] (With Shaft Forward Clutch) (Saab)	1	
584	85768	Planet, [ZF4HP18] (Audi)	1	
584	85768A	Planet, [ZF4HP18] (Eagle)	1	
584	85768C	Planet, [ZF4HP14] (Peugeot)	1	
584	85768B	Planet, [ZF4HP18] (Saab)	1	
594	85770	Ring Gear, [ZF4HP18] (Planet With 75-Teeth Transfer Drive Gear) (Audi)	1	
594	85770A	Ring Gear, [ZF4HP18] (Planet) (Eagle)	1	
594	85770B	Ring Gear, [ZF4HP18] (Planet) (Saab)	1	
614	85766	Sun Gear, [ZF4HP18] (21-Teeth) (Audi)	1	
614	85766A	Sun Gear, [ZF4HP18] (Eagle)	1	
614	85766C	Sun Gear, [ZF4HP14] (Peugeot)	1	1036332061
614	85766B	Sun Gear, [ZF4HP18] (Saab)	1	
624	85764	Shell, [ZF4HP18] (Sun Shell With Front Sun Gear) (27-Teeth) (Audi)	1	
624	85764A	Bowl, [ZF4HP18] (Sun Shell) (Eagle)	1	
624	85764B	Shell, [ZF4HP18] (Sun Shell) (Saab)	1	1050231022
626	85772	Shell, [ZF4HP18] (Rear) (Aluminum) (Eagle)	1	
626	85772A	Shell, [ZF4HP18] (Rear) (Aluminum) (Saab)	1	
		SPRAGS & ONE WAY CLUTCHES		
642	K85724	Sprag Assembly, [ZF4HP18] (Intermediate With Races) (Eagle)	1	1050231026
642	K85724A	Sprag Assembly, [ZF4HP18] (Intermediate With Races) (Saab)	1	1050231023
652	85724	Sprag, [ZF4HP18] (Intermediate) (Eagle)	1	
654	85725	Sprag, [ZF4HP18] (Rear) (Eagle)	1	501207061
654	85726	Sprag, [ZF4HP14] (Rear) (Peugeot)	1	501207060
662	85827	Inner Race, [ZF4HP18] (Intermediate Sprag) (Eagle)	1	
663	85828	Outer Race, [ZF4HP18] (Intermediate Sprag) (Eagle)	1	
664	85829	Inner Race, [ZF4HP18] (Rear Sprag) (Eagle)	1	1050317057
664	85829C	Inner Race, [ZF4HP14] (Rear Sprag) (Peugeot)	1	1036317024
664	85829A	Inner Race, [ZF4HP18] (Rear Sprag) (Saab)	1	1050317036
665	85830	Outer Race, [ZF4HP18] (Rear Sprag) (Eagle)	1	
665	85830C	Outer Race, [ZF4HP14] (Rear Sprag) (Peugeot)	1	1036217003
665	85830A	Outer Race, [ZF4HP18] (Rear Sprag) (Saab)	1	
		HARD PARTS		
671	85914S	Pump Drive Sleeve, [ZF4HP18] (Eagle)	1	
673	85748	Turbine Shaft, [ZF4HP18] (Eagle)	1	1050202006
673	85748A	Turbine Shaft, [ZF4HP18] (Saab)	1	1050202005
677	85798	Shaft, [ZF4HP18] (Differential Drive) (Audi)	1	
677	85798A	Shaft, [ZF4HP18] (Differential Drive) (Eagle)	1	
677	85798B	Shaft W/Bearing, [ZF4HP18] (Differential Drive) (Saab)	1	
678	85779	Output Shaft, [ZF4HP18] (With Hub) (Eagle)	1	1050214003
678	85779A	Output Shaft, [ZF4HP18] (With Hub) (Saab)	1	1050214006
680	85792	Governor, [ZF4HP18] (With Support) (Eagle)	1	
680	85792A	Governor, [ZF4HP18] (With Support) (Saab)	1	1050333180
685	85792S	Support, [ZF4HP18] (Governor) (Cast Iron) (Eagle)	1	
686	85409	Cover, [ZF4HP18] (Governor) (Eagle)	1	
697	85447	Support Housing, [ZF4HP18] (Governor) (Aluminum) (Eagle)	1	
	85793	Support Housing, [ZF4HP18] (Governor) (Steel)	1	

ZF4HP14 / ZF4HP18

ILL#	PART#	DESCRIPTION		REF #
		HARD PARTS (Cont)		
710	85782	Gear, [ZF4HP18] (Drive Transfer) (85-Teeth) (Audi)	1	
710	85782A	Gear, [ZF4HP18] (Drive Transfer) (36-Teeth) (Eagle)	1	
710	85782B	Gear, [ZF4HP18] (Drive Transfer) (59-Teeth) (Saab)	1	
712	85786	Gear, [ZF4HP18] (Driven Transfer) (27-Teeth) (Eagle)	1	
712	85786B	Gear, [ZF4HP18] (Driven Transfer) (53-Teeth) (Saab)	1	
714	85784	Idler Gear, [ZF4HP18] (Transfer) (31-Teeth Top & Bottom) (Eagle)	1	
716	85784C	Differential Housing, [ZF4HP18] (Less Ring Gear) (Audi)	1	
716	85784A	Differential Housing, [ZF4HP18] (Less Ring Gear) (Eagle)	1	
716	85784B	Differential Housing, [ZF4HP18] (Less Ring Gear) (Saab)	1	
720	85794	Ring Gear, [ZF4HP18] (Differential) (31-Teeth) (Audi)	1	
720	85794A	Ring Gear, [ZF4HP18] (Differential) (35-Teeth) (Eagle)	1	
720	85794B	Ring Gear, [ZF4HP18] (Differential) (77-Teeth) (Saab)	1	
730	85795C	Pinion, [ZF4HP18] (9-Teeth) (Audi)	1	
730	85795B	Pinion, [ZF4HP18] (18-Teeth) (Saab)	1	
735	85120	Retainer, [ZF4HP18] (Pinion) (Eagle)	1	
		VALVE BODIES (REBUILT)		
740	ZF-9301	Valve Body, [ZF4HP14] 1986-Up	1	
740	ZF-9302	Valve Body, [ZF4HP18] 1986-Up	1	
740	ZF-9303	Valve Body, [ZF4HP18] (Eagle) 1986-Up	1	
		VALVE BODIES		
740	85991C	Valve Body, [ZF4HP18] (Cast #) (Audi)	1	
740	85991CA	Valve Body, [ZF4HP18] (Audi) (4-Solenoids) (Cast # 1050 427)	1	
740	85991CB	Valve Body, [ZF4HP18] (Audi) (No Solenoids) (Cast # 1050 426)	1	
740	85991A	Valve Body, [ZF4HP18] (Cast #) (4-1/4" Long Manual Shaft Valve) (Eagle)	1	4549231
740	85991B	Valve Body, [ZF4HP18] (Cast #) (Saab)	1	
		VALVE BODY COMPONENTS		
741	85991-01	Valve, [ZF4HP14 / ZF4HP18] (Pressure Regulator) (Oversize) (*Requires: 85999-TL)	1	Sonnax
991	85991-TL	Reamer & Jig, [ZF4HP14 / ZF4HP18] (*For 85991-01)	1	Sonnax
		HARD PARTS		
750	85703	Bell Housing, [ZF4HP18] (Saab)	1	
757	85788	Flange Adapter, [ZF4HP18] (For Rear Cover) (Eagle)	1	
758	85790	Cover, [ZF4HP18] (Differential) (Eagle)	1	
759	85790C	Rear Cover, [ZF4HP18] (6-Bolt) (Audi)	1	
759	85790A	Rear Cover, [ZF4HP18] (Eagle)	1	
759	85790B	Rear Cover, [ZF4HP18] (Saab)	1	
760	85701C	Case, [ZF4HP18] (Cast #) (Audi)	1	
760	85701A	Case, [ZF4HP18] (With Pinion Shaft) (Eagle)	1	
760	85701B	Case, [ZF4HP18] (Cast #) (Saab)	1	
765	85801C	Pan, [ZF4HP18] (Bottom) (Audi)	1	
765	85801A	Pan, [ZF4HP18] (Bottom) (Eagle)	1	
767	85801B	Pan, [ZF4HP18] (Top) (Saab)	1	
796	85948	Nut, [ZF4HP18] (Pinion) (Eagle)	1	
862	85930	Retainer, [ZF4HP18] (3-4 Clutch Return Spring) (Eagle)	1	1056371009
900	K85895	Servo Assembly, [ZF4HP18] (Eagle)	1	
901	85891	Spring, [ZF4HP18] (Outer Servo) (Eagle)	1	
902	85892	Piston, [ZF4HP18] (Servo) (Eagle)	1	

ZF4HP14 / ZF4HP18

ILL#	PART#	DESCRIPTION		REF #
		HARD PARTS (Cont)		
	85701-01	Washers, [ZF4HP18] (2-4 Servo Cushion) (Belleville Type) (2-Washers)	1	Sonnax
904	85893	Cover, [ZF4HP18] (Servo) (Eagle)	1	
906	85894	Spring, [ZF4HP18] (Inner Servo) (Eagle)	1	
960	85728	Piston, [ZF4HP18] (3-4 Clutch) (Eagle)	1	
962	85806	Piston, [ZF4HP18] (Intermediate Clutch) (Eagle)	1	
962	85806B	Piston, [ZF4HP18] (Intermediate Clutch) (Saab)	1	
964	85752	Piston, [ZF4HP18] (Forward Clutch) (Eagle & Saab)	1	1050302033
966	85807	Piston, [ZF4HP18] (Reverse Clutch) (Outer Piston) (Eagle)	1	
966	85807A	Piston, [ZF4HP18] (Reverse Clutch) (Inner Piston) (Eagle)	1	
967	85446	Piston, [ZF4HP18] (Low / Reverse Clutch) (Eagle)	1	
967	85446B	Piston, [ZF4HP18] (Low / Reverse Clutch) (Saab)	1	
970	85722	Spring, [ZF4HP18] (3-4 Clutch Diaphragm) (Eagle)	2	1036330015
972	85723	Spring, [ZF4HP18] (Intermediate Clutch Diaphragm) (Eagle)	1	1050331021
972	85723A	Spring, [ZF4HP18] (Intermediate Clutch Diaphragm) (Saab)	1	
974	85720	Spring, [ZF4HP18] (Forward Clutch Return) (Eagle)	1	1050302021
976	85721	Spring, [ZF4HP18] (Reverse Clutch Return) (Eagle)	1	1050331020
976	85721A	Spring, [ZF4HP14] (Reverse Clutch Return) (Peugeot)	1	1036331048
977	85735	Spring, [ZF4HP18] (Low / Reverse Clutch Diaphragm) (Eagle)	1	1050317015
977	85735A	Spring, [ZF4HP18] (Low / Reverse Clutch Diaphragm) (Saab)	1	
984	85752A	Retainer, [ZF4HP18] (Forward Clutch Piston) (Aluminum) (Eagle)	1	1050302020
986	85727	Retainer, [ZF4HP18] (Reverse Clutch Return Spring) (Eagle)	1	1050331008
986	85727A	Retainer, [ZF4HP14] (Reverse Clutch Return Spring) (Peugeot)	2	1036331040
998	85698	Cooler, [ZF4HP18] (Eagle)	1	

NOTES:

ZF5HP18

RWD 5 SPEED

ILL#	PART#	DESCRIPTION	QTY	REF #
		OVERHAUL KITS		
	K85900FP	Overhaul Kit, [ZF5HP18] (With Pistons) (BMW 3~5~7~8 Series) 1991-99	1	
	K85900F	Overhaul Kit, [ZF5HP18] (Without Pistons) (BMW 3~5~7~8 Series) 1991-99	1	
		MASTER L/STEEL KITS		
	DK8500FP-S	Master L/Steels Kit, [ZF5HP18] (With Pistons) (BMW 3~5~7~8 Series) 1991-99	1	
	DK8500F-S	Master L/Steels Kit, [ZF5HP18] (Without Pistons) (BMW 3~5~7~8 Series) 1991-99	1	
		MASTER W/STEEL KITS		
	DK8500FP	Master W/Steels Kit, [ZF5HP18] (With Pistons) (BMW 3~5~7~8 Series) 1991-99	1	
	DK8500F	Master W/Steels Kit, [ZF5HP18] (Without Pistons) (BMW 3~5~7~8 Series) 1991-99	1	
		FILTER		
	85710F	Filter, [ZF5HP18] (BMW) (RWD) 1991-Up	1	1056298047
		FILTER KIT		
	FK82710F	Filter Kit, [ZF5HP18] (BMW) (RWD) 1991-Up	1	
		BAND		
	85700B	Band, [ZF5HP18] (BMW) (Brake) 1991-99	1	501208847
		BUSHING		
	K85901F	Bushing Kit, [ZF5HP18] (BMW) 1991-Up	1	
		METAL CLAD SEALS		
	82151	Seal, [ZF5HP18] (Front) (BMW) (RWD) 1991-Up	1	
	78197	Seal, [ZF5HP18] (Manual Lever) (BMW) (RWD) 1991-Up	1	
	85154	Seal, [ZF5HP18] (Extension Housing) (BMW) (RWD) 1991-Up	1	
		FRICTIONS CLUTCHES		
	85115	Friction, [ZH5HP18] (Forward) (A-Pack) (.063") (30-Teeth) (5.778" OD) 1991-Up	4-5	1050-202-035
	85112	Friction, [ZH5HP18] (Direct) (B-Pack) (.079") (30-Teeth) (5.778" OD) 1991-Up	2-3	1050-202-002
	82109	Friction, [ZH5HP18] (Intermediate/Overrun) (C-Pack) (.063") (48-Teeth) (5.625" OD) 91-Up	3-4	24231-205-955
	85115	Friction, [ZH5HP18] (Front) (D-Pack) (.063") (30-Teeth) (5.778" OD) 1991-Up	4-6	1050-202-035
	85101	Friction, [ZH5HP18] (Rear) (D-Pack) (.061") (30-Teeth) (5.778" OD) 1991-Up	3-4	1056-277-036
	85113	Friction, [ZH5HP18] (Input) (E-Pack) (.063") (36-Teeth) (4.250" OD) 1991-Up	4-5	1050-230-033
	85101	Friction, [ZH5HP18] (5th) (F-Pack) (.061") (30-Teeth) (5.778" OD) 1991-Up	4-5	1056-277-036
	K85100F	Friction Module, [ZF5HP18] (BMW) 1991-Up	1	
		STEELS CLUTCHES		
	85122	Steel, [ZH5HP18] (Forward) (A-Pack) (.071") (24-Teeth) (5.204" ID) 1991-Up	4-5	1050-302-011
	85143	Steel, [ZH5HP18] (Forward) (A-Pack) (.071") (24-Teeth) (5.204" ID) 1991-Up (Waved)	1	1050-302-012
	85122	Steel, [ZH5HP18] (Direct) (B-Pack) (.071") (24-Teeth) (5.204" ID) 1991-Up	2-3	1050-302-011
	82104A	Steel, [ZH5HP18] (Intermediate/Overrun) (C-Pack) (.082") (12-Teeth) (4.690" ID) 1991-Up	2-4	24231-209-825
	85105	Steel, [ZH5HP18] (Intermediate/Overrun) (C-Pack) (.118") (12-Teeth) (4.690" ID) 1991-Up	1	
	85105A	Steel, [ZH5HP18] (Intermediate/Overrun) (C-Pack) (.047") (12-Teeth) (4.690" ID) 1991-Up (Waved)	1	
	85122	Steel, [ZH5HP18] (Front) (D-Pack) (.071") (24-Teeth) (5.204" ID) 1991-Up	5-6	1050-302-011
	85121	Steel, [ZH5HP18] (Rear) (D-Pack) (.071") (24-Teeth) (4.730" ID) 1991-Up	3-4	1036-302-015
	85134	Steel, [ZH5HP18] (Input) (E-Pack) (.071") (30-Teeth) (3.079" ID) 1991-Up	4-5	1050-330-017
	85121A	Steel, [ZH5HP18] (5th) (F-Pack) (.118") (24-Teeth) (4.730" ID) 1991-Up	5-6	1056-377-045
	K85110F	Steel Module, [ZF5HP18] (BMW) 1991-Up	1	
		TECHNICAL MANUALS		
	TMZF5HP18	Repair Manual, [ZF5HP18] (RWD)	1	
	TMZF5HP18VB	Valve Body Manual, [ZF5HP18]	1	
	TMZF5HP18FD	Manual, [ZF5HP18] (BMW) (Function Description) 1992-99	1	

RWD 5 SPEED

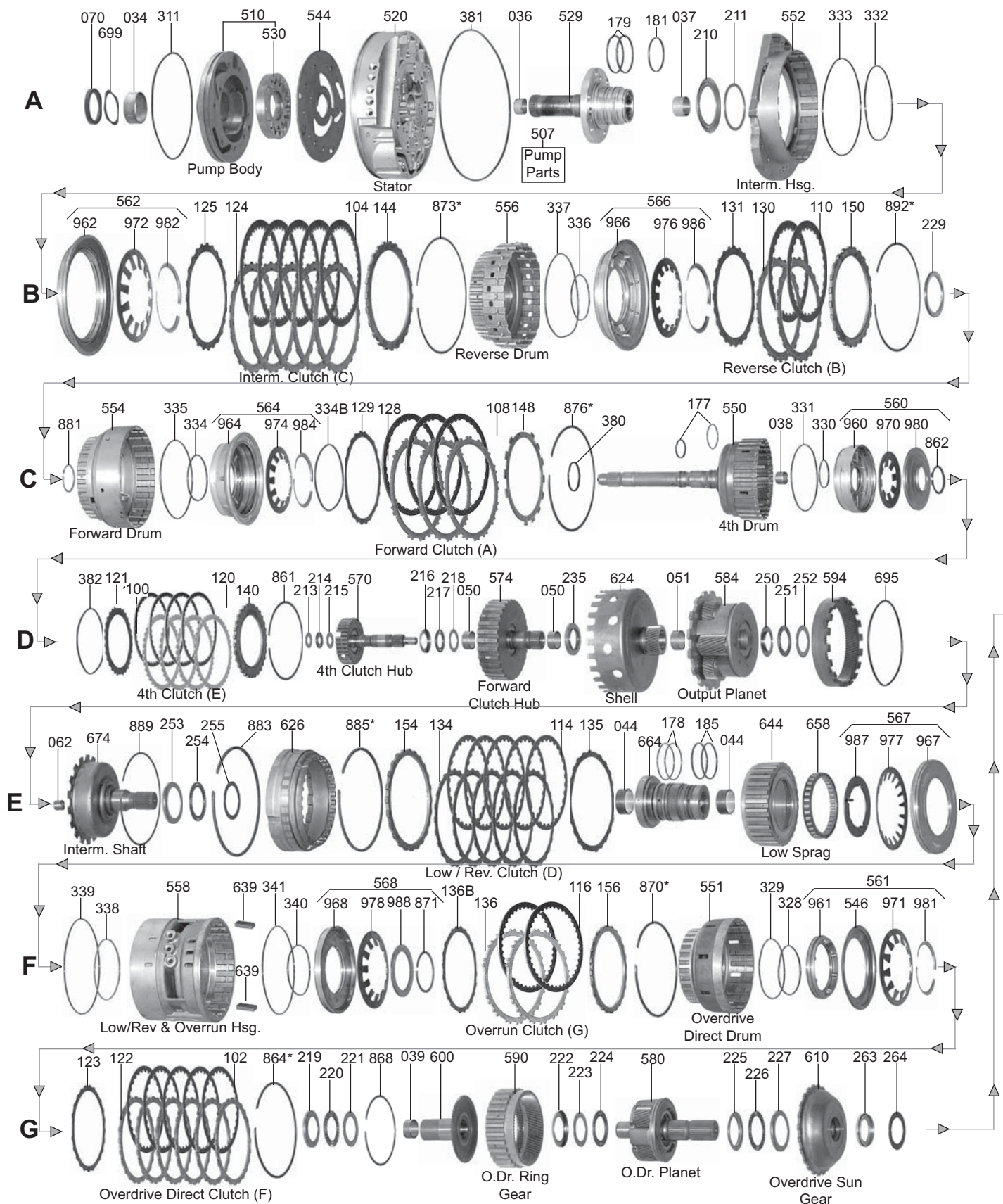
ZF5HP18

ILL#	PART#	DESCRIPTION		REF #
		ELECTRICAL COMPONENTS		
	K85949F	Solenoid Kit, [ZF5HP18] (BMW) 1992-99 (Contains: 5-Shift, 1-Lock-Up, & Valve Housing With Pressure Regulator Solenoid) (*For Units Ending in ~087 ~088 ~097 ~099)	1	
	K85949FA	Solenoid Kit, [ZF5HP18] (BMW) 1992-99 (Contains: 5-Shift, 1-Lock-Up, & Valve Housing With Pressure Regulator Solenoid) (*For Units Ending in ~081)	1	
	85958F	Sensor, [ZF5HP18] (BMW) (Input & Output Speed) 1992-99	2	
	85955	Solenoid, [ZF5HP18] (Shift) (All) 1991-Up	1	
	85956	Solenoid, [ZF5HP18] (Shift) (520 / 530) 1991-Up	5	
	85956A	Solenoid, [ZF5HP18] (Shift) (525) 1991-Up	5	
	85957	Solenoid, [ZF5HP18] (EPC) (With Housing) (520) 1991-Up	1	
	85957A	Solenoid, [ZF5HP18] (EPC) (With Housing) (530) 1991-Up	1	
	85957B	Solenoid, [ZF5HP18] (EPC) (With Housing) (525) 1991-Up	1	
		HARD PARTS		
	85915F	Pump Body W/Gears, [ZF5HP18] (BMW) 1992-99	1	
	85733F	Drum, [ZF5HP18] (BMW) (Overdrive Direct Clutch) (F-Clutch) 1992-99 (*For Units Ending in ~087 ~088 ~097 ~099)	1	
	85735F	Drum, [ZF5HP18] (BMW) (Low / Reverse & Overrun Clutch) (D & G-Clutch) 1992-99 (*For Units Ending in ~087 ~088 ~097 ~099)	1	
	K85940F	Piston Kit, [ZF5HP18] (BMW) 1992-99 (Bonded) (Contains: 2-Pistons > D & F-Clutch)	1	
	85864	Piston, [ZF5HP18] (5th) (Overdrive) (Bonded) (Drum) 1991-Up	1	
	85865	Piston, [ZF5HP18] (5th) (Overrun) (Bonded) (Center Support) 1991-Up	1	
	85833	Diaphragm Spring, [ZF5HP18] (Intermediate) (C-Clutch) 1991-Up	1	
	85834	Diaphragm Spring, [ZF5HP18] (Reverse) (D-Clutch) 1991-Up	1	
	85835	Diaphragm Spring, [ZF5HP18] (Forward) (A-Clutch) 1991-Up	1	
	85836	Diaphragm Spring, [ZF5HP18] (Overdrive) (E-Clutch) 1991-Up	1	

NOTES:

ZF5HP19 / ZF5HP19FL / ZF5HP19FLA

FWD 5 Speed



ZF5HP19 / ZF5HP19FL / ZF5HP19FLA

ILL#	PART#	DESCRIPTION	QTY	REF #
		OVERHAUL KITS		
	K85900KP	Overhaul Kit, [ZF5HP19FL / FLA] (With Pistons) (2WD & AWD) 1995-Up	1	
	K85900K	Overhaul Kit, [ZF5HP19FL / FLA] (Without Pistons) (2WD & AWD) 1995-Up	1	
		MASTER L/STEELS KITS		
	DK8500KP-S	Master L/Steels, [ZF5HP19FL / FLA] (With Pistons) (2WD & AWD) 1995-Up	1	
	DK8500K-S	Master L/Steels, [ZF5HP19FL / FLA] (Without Pistons) (2WD & AWD) 1995-Up	1	
		MASTER W/STEELS KITS		
	DK8500KP	Master W/Steels Kit, [ZF5HP19] (With Pistons) (BMW 3~5~7 Series) 1997-Up	1	
	DK8500K	Master W/Steels Kit, [ZF5HP19] (Without Pistons) (BMW 3~5~7 Series) 1997-Up	1	
	DK8500LP	Master W/Steels Kit, [ZF5HP19FL] (With Pistons) (VW Passat (2WD)>1998-04), (Audi A4~A8>1995-04), (A6>1997-04), (Porsche 986 Boxster (2WD)>1996-04)	1	
	DK8500L	Master W/Steels Kit, [ZF5HP19FL] (Without Pistons) (VW Passat (2WD)>1998-04), (Audi A4~A8>1995-04), (A6>1997-04), (Porsche 986 Boxster (2WD)>1996-04)	1	
	DK8500MP	Master W/Steels Kit, [ZF5HP19FLA] (With Pistons) (VW Passat (AWD) With 4 Motion>1998-04), (Audi A4~A8>1995-04), (A6>1997-04), (Allroad (AWD)>2001-04)	1	
	DK8500M	Master W/Steels Kit, [ZF5HP19FLA] (Without Pistons) (VW Passat (AWD) With 4 Motion>1998-04), (Audi A4~A8>1995-04), (A6>1997-04), (Allroad (AWD)>2001-04)	1	
		FILTERS		
010	85710K	Filter, [ZF5HP19FL / FLA] (Audi, VW, Porsche) (2WD & AWD) 1995-Up	1	
010	85710L	Filter, [ZF5HP19] (BMW) (RWD) 1997-Up	1	
		BUSHINGS		
	K85905K	Bushing Kit, 1995-Up	1	
034	85005	Bushing, [ZF5HP19] (Pump Body) 1995-Up	1	
034	85916-01	Bushing, [ZF5HP19] (Pump Body) (Oversized) 1995-Up (*Pump Body Must Be Machined) (*Fixes a Body With Spun Bushing)	1	Sonnax
036	85002K	Bushing, [ZF5HP19] (Stator) (Front) 1995-Up	1	
037	85003K	Bushing, [ZF5HP19] (Stator) (Rear) 1995-Up	1	
038	85010K	Bushing, [ZF5HP19] (4th Clutch Drum) (Pilot) (.475"ID) (Brass) 1995-Up	1	
039	85013K	Bushing, [ZF5HP19] (Overdrive Ring Gear Hub) (1.028"ID) 1995-Up	1	
044	85024K	Bushing, [ZF5HP19] (Low Sprag Inner Race) (*Takes 2) 1995-Up (1.377"ID) (Brass)	2	
050	85013KB	Bushing, [ZF5HP19] (Forward Clutch Hub) (*Takes 2) (Brass) 1995-Up	2	
051	85019K	Bushing, [ZF5HP19] (Shell) (Brass) 1995-Up	1	
062	85018K	Bushing, [ZF5HP19] (Intermediate Shaft) (Pilot) 1995-Up	1	
	85110-01K	Bushing & Sealing Ring, [ZF5HP19] (F-Clutch Drum) (*Fits Early Bushing Style) 1995-Up	1	Sonnax
		METAL CLAD SEALS		
070	85151A	Seal, [ZF5HP19] (Front Pump) 1995-Up	1	0734-310-316
074	85160K	Seal, [ZF5HP19] (AWD) (Extension Housing) (2-1/16"OD) 1995-Up	1	0734-319-588
075	85163K	Seal, [ZF5HP19] (Pinion) (Double Lip) (3.477"OD) 1995-Up	1	
076	85153KA	Seal, [ZF5HP19] (Axle) (Outer) (Differential Cover) (Passenger Side) (3-9/16"OD)	1	0734-310-342
76B	85154K	Seal, [ZF5HP19] (Long Axle Shaft to Case) (Differential) (Drivers Side) (Double Lip) (1-13/16"OD)	1	0750-111-399
077	85153K	Seal, [ZF5HP19] (Axle) (Drivers Side) (3.155"OD) 1995-Up	1	
080	85162KA	Seal, [ZF5HP19] (AWD) (Drive Gear) (Front) (1.495"OD) 1995-Up	1	
80B	85162KB	Seal, [ZF5HP19] (AWD) (Drive Gear) (Rear) (2.642"OD) 1995-Up	1	
072	85154	Seal, [ZF5HP19] (Manual Lever) 1997-Up	1	
072	85154K	Seal, [ZF5HP19FL / FLA] (Manual Lever) 1995-Up	1	
		FRICTION CLUTCHES		
100	85113	Friction, [ZF4HP19] (4th Clutch) (.063") (36-Teeth) (4.25"OD) (E-Clutch) 1995-Up	4-5	
102	85115A	Friction, [ZF5HP19] (Overdrive Direct Clutch) (.061") (30-Teeth) (F-Clutch)	5	

ZF5HP19 / ZF5HP19FL / ZF5HP19FLA

ILL#	PART#	DESCRIPTION	QTY	REF #
		FRICTION CLUTCHES (Cont)		
104	85109	Friction, [ZF5HP19] (Intermediate Clutch) (.062") (40-Teeth) (6-5/8"OD) (C-Clutch) 1995-Up	5	
108	85115	Friction, [ZF5HP19] (Forward Clutch) (.063") (30-Teeth) (5-3/4"OD) (A-Clutch) 1995-Up	4-5	
110	85111	Friction, [ZF5HP19] (Reverse Clutch) (.079") (30-Teeth) (6-1/8"OD) (B-Clutch) 1995-Up	2	
114	85115	Friction, [ZF5HP19] (Low / Reverse Clutch) (.063") (30-Teeth) (D-Clutch)	6	
116	85115A	Friction, [ZF5HP19] (Overrun Clutch) (.063") (30-Teeth) (5-5/16"OD) (G-Clutch) 1995-Up	3-5	
	K85100K	Friction Module, [ZF5HP19 / FL] (2WD) 1995-Up	1	
	K85100M	Friction Module, [ZF5HP19FLA] (AWD) 1995-Up	1	
		STEEL CLUTCHES		
120	85134	Steel, [ZF5HP19] (4th Clutch) (.071") (30-Teeth) (3.070"ID) (E-Clutch) 1995-Up	4-5	
121	85134KC	Steel, [ZF5HP19] (4th Clutch Cushion) (.032") (28-Teeth) 1995-Up	1	
122	85121A	Steel, [ZF5HP19] (Overdrive Direct Clutch) (.118") (24-Teeth) (4-3/4"ID) (F-Clutch) 95-Up	5-6	
123	85121KC	Steel, [ZF5HP19] (Overdrive Direct Clutch Cushion) (.035") (22-Teeth) 1995-Up	1	
124	85107	Steel, [ZF5HP19] (Intermediate Clutch) (.070") (24-Teeth) (5-3/4"ID) (C-Clutch) 1995-Up	4-5	
125	85107KC	Steel, [ZF5HP19] (Intermediate Clutch Cushion) (.035") (24-Teeth) 1995-Up	1	
128	85122	Steel, [ZF5HP19] (Forward Clutch) (.070") (24-Teeth) (5-3/16"ID) (A-Clutch) 1995-Up	4-5	
129	85122KC	Steel, [ZF5HP19] (Forward Clutch Cushion) (.040") (2-Teeth) 1995-Up	1	
130	85106	Steel, [ZF5HP19] (Reverse Clutch) (.070") (24-Teeth) (5-3/16"ID) (B-Clutch) 1995-Up	2	
131	85106KC	Steel, [ZF5HP19] (Reverse Clutch Cushion) (.032") (21-Teeth) (5-3/16"ID) 1995-Up	1	
134	85122	Steel, [ZF5HP19] (Low / Reverse Clutch) (.071") (24-Teeth) (D-Clutch)	5-6	
135	85122KC	Steel, [ZF5HP19] (Low / Reverse Clutch Cushion) (.040") (24-Teeth) 1995-Up	1	
136	85121	Steel, [ZF5HP19] (Overrun Clutch) (.070") (24-Teeth) (4-3/4"ID) 1995-Up (G-Clutch)	3-4	
136	85121KC	Steel, [ZF5HP19] (Overrun Clutch Cushion) (.035") (22-Teeth) 1995-Up	1	
	K85110L	Steel Module, [ZF5HP19FL] (2WD) 1995-Up	1	
	K85110K	Steel Module, [ZF5HP19] (2WD) 1995-Up	1	
	K85110M	Steel Module, [ZF5HP19FLA] (AWD) 1995-Up	1	
		PRESSURE PLATES		
140	85139	Pressure Plate, [ZF5HP19] (4th Clutch) (.138") (30-Teeth) (3.070"ID) (E-Clutch) 1995-Up	1	
144	85137	Pressure Plate, [ZF5HP19] (Intermediate Clutch) (.157") (24-Teeth) (5-3/4"ID) (C-Clutch) 1995-Up	1	
148	85135	Pressure Plate, [ZF5HP19] (Forward Clutch) (.178") (24-Teeth) (5-3/16"ID) (A-Clutch) 1995-Up	1	
150	85136	Pressure Plate, [ZF5HP19] (Reverse Clutch) (.177") (24-Teeth) (5-3/16"ID) (B-Clutch) 1995-Up	1	
154	85135	Pressure Plate, [ZF5HP19] (Low / Reverse Clutch) (.178") (24-Teeth) (5-3/16"ID) (D-Clutch) 1995-Up	1	
156	85141	Pressure Plate, [ZF5HP19] (Overrun Clutch) (.176") (24-Teeth) (4-3/4"ID) (F-Clutch) 95-Up	1	
		VALVE BODY KIT		
	K85908KS	Valve Body Kit, [ZF5HP19] (BMW) 1997-04 (OEM)	1	
		SEALING RINGS		
	K85901K	Ring Kit, [ZF5HP19] 1995-Up	1	
177	85301K	Ring, [ZF5HP19] (4th Clutch Shaft) (Rear) (Teflon) 1995-Up	1	
177	85301KA	Ring, [ZF5HP19] (4th Clutch Drum) (Front) (Teflon) 1995-Up	1	
178	85302K	Ring, [ZF5HP19] (Low / Reverse Clutch) (*Takes 2) (Rubber) 1995-Up	2	
179	85303K	Ring, [ZF5HP19] (Stator) (Reverse Clutch) (2.288"OD) (Metal) 1995-Up	2	
181	85304K	Ring, [ZF5HP19] (Stator) (Forward Clutch) (2.055"OD) (Metal) 1995-Up	1	
185	85305K	Ring, [ZF5HP19] (Overrun Clutch) (*Takes 2) (Teflon) 1995-Up	2	
		WASHERS & BEARINGS		
210	85415K	Bearing W/Race, [ZF5HP19] (Stator to Reverse Drum) (Beveled) 1995-Up	1	

ZF5HP19 / ZF5HP19FL / ZF5HP19FLA

ILL#	PART#	DESCRIPTION	QTY	REF #
		WASHERS & BEARINGS (Cont)		
211	85435K	Shim, [ZF5HP19] (Stator to Reverse Drum) (Selective) 1995-Up	1	
213	85436K	Race, [ZF5HP19] (4th Clutch Drum to Hub) (.039") (1.020"OD) (1-Each Side of #214 Bearing)	2	
214	85416K	Bearing, [ZF5HP19] (4th Clutch Drum to Hub) (.078") (1.016"OD) 1995-Up	1	
215	85436K	Race, [ZF5HP19] (4th Clutch Drum to Hub) (.039") (1.020"OD)	1	
216	85737K	Cupped Race, [ZF5HP19] (4th Clutch Hub to Forward Hub) 1995-Up	1	
217	85417K	Bearing, [ZF5HP19] (4th Clutch Hub to Forward Hub) (.079" Thick) (1.362"OD) (.834"ID) 1995-Up	1	
218	85438K	Race, [ZF5HP19] (4th Clutch Hub to Forward Hub) (.039" Thick) (1.359"OD) (.882"OD) 1995-Up	1	
219	85439K	Cupped Race, [ZF5HP19] (Overdrive Direct Drum to Hub) (2.338"OD) 1995-Up	1	
220	85448K	Bearing, [ZF5HP19] (Overdrive Direct Drum to Hub) (.118" Thick) (2.232"OD) 1995-Up	1	
221	85440K	Race, [ZF5HP19] (Overdrive Direct Drum to Hub) (Flat) (.039" Thick) 1995-Up	1	
222	85439K	Cupped Race [ZF5HP19] (Overdrive Ring Gear Hub to Overdrive Planet) (2.338"OD) 1995-Up	1	
223	85448K	Bearing, [ZF5HP19] (Overdrive Ring Gear Hub to Overdrive Planet) (.118" Thick) 1995-Up	1	
224	85440K	Race, [ZF5HP19] (Overdrive Ring Gear Hub to Overdrive Planet) (.039" Thick) 1995-Up	1	
225	85441K	Cupped Race, [ZF5HP19] (Overdrive Planet to Sun Gear) 1995-Up	1	
226	85419K	Bearing, [ZF5HP19] (Overdrive Planet to Sun Gear) (.117" Thick) 1995-Up	1	
227	85442K	Race, [ZF5HP19] (Overdrive Planet to Sun Gear) (2.435"OD) 1995-Up	1	
229	85420K	Bearing, [ZF5HP19] (Reverse Drum to Forward Drum) (2.995"OD) 1995-Up	1	
235	85421K	Bearing W/Races, [ZF5HP19] (Forward Hub to Shell) (1.216"ID) 1995-Up	1	
250	85443K	Race, [ZF5HP19] (Output Planet to Intermediate Shaft) (Stepped) 1995-Up	1	
251	85422K	Bearing, [ZF5HP19] (Output Planet to Intermediate Shaft) (.118") 1995-Up	1	
252	85444K	Race, [ZF5HP19] (Output Planet to Intermediate Shaft) (Flat) 1995-Up	1	
253	85445K	Race, [ZF5HP19] (Intermediate Shaft to Low Sprag Inner Race) (Flat) (.038" Thick) (2.416"OD) 1995-Up	1	
254	85423K	Bearing, [ZF5HP19] (Intermediate Shaft to Low Sprag Inner Race) (.118" Thick) (2.465"OD) 1995-Up	1	
255	85424K	Race, [ZF5HP19] (Intermediate Shaft to Low Sprag Inner Race) (Stepped) (.040" Thick) (2.435"OD)	1	
263	85425K	Bearing W/Races, [ZF5HP19] (Overdrive Sun Gear to Output Gear) 1995-Up	1	
264	85446K	Spacer, [ZF5HP19] (Overdrive Sun Gear to Output Gear) (.275" Thick) 1995-Up	1	
272	85447K	Shim, [ZF5HP19] (Case to Drive Gear) (Selective) 1995-Up	1	
274	85977K	Cone Bearing, [ZF5HP19] (Pinion Shaft to Nut) (Cast # XC2212CS) (19-Roller) (1.62"ID) 1995-Up	1	
274	85977KA	Cone Bearing, [ZF5HP19] (Pinion Shaft to Race Assembly) (Cast # XC09637CD) (18-Roller) (1.62"ID) 1995-Up	1	
275	85426K	Ball Bearing, [ZF5HP19] (Axle Flange to Case) (Cast # SKF 6007/C3) (2.442"OD) (1.375"ID) 1995-Up	1	
276	85448K	Shim, [ZF5HP19] (Pinion) (2.346"OD) (1.645"ID) (Selective) 1995-Up	1	
277	85449K	Shim, [ZF5HP19] (Driven Gear to Cup Race Retainer) (Selective) 1995-Up	1	
278	119978C	Cup Race, [ZF5HP19] (Case to Drive Gear) (2.995"OD) (Cast # LM503310/QCL7C SKF)	1-2	
278	85978KB	Cup Race, [ZF5HP19] (AWD Drive Gear to Rear Cover) (Cast # 32020X1Q SKF) (3.150"OD) 1995-Up	1	
279	85977KA	Cone Bearing, [ZF5HP19] (Case to Drive Gear) (1.810"ID) (Cast # LM503349/QCL7C SKF) 1995-Up	1-2	
279	85977KB	Cone Bearing, [ZF5HP19] (AWD Drive Gear to Rear Cover) (Cast # 32010X1Q SKF) 1995-Up	1	
280	119978C	Cup Race, [ZF5HP19] (Driven Gear) (Both Sides) (Cast # LM503310) 1995-Up	2	
281	85977KA	Cone Bearing, [ZF5HP19] (Driven Gear) (Both Sides) (Cast # LM503349) 1995-Up	2	
282	85978KC	Cup Race, [ZF5HP19] (Idler Gear) (Both Sides) (Cast # LM48510) 1995-Up	2	

ZF5HP19 / ZF5HP19FL / ZF5HP19FLA

ILL#	PART#	DESCRIPTION	QTY	REF #
		WASHERS & BEARINGS (Cont)		
283	85977KC	Cone Bearing, [ZF5HP19] [Idler Gear] (Both Sides) (Cast # LM48548) 1995-Up	2	
284	85448K	Shim, [ZF5HP19] (Case to Idler Gear) (Selective) (2.542"OD) 1995-Up	1	
288	85978KD	Cup Race, [ZF5HP19] (Differential to Cover) (Cast # LM806610) 1995-Up	1	
289	85977KD	Cone Bearing, [ZF5HP19] (Differential to Cover) (Cast # LM806649) 1995-Up	1	
290	85449K	Shim, [ZF5HP19] (Differential to Cover) (3.477"OD) (Selective) 1995-Up	1	
291	92769	Cup Race, [ZF5HP19] (Differential Bearing to Case) (Cast # LM300811/Q) 1995-Up	1	
292	79977	Cone Bearing, [ZF5HP19] (Differential to Case) (Cast # LM300849/QCL7A) 1995-Up	1	
293	85450K	Shim, [ZF5HP19] (Differential to Case) (Selective) (2.664"OD) 1995-Up	1	
296	85427K	Ball Bearing, [ZF5HP19] (AWD Transfer Case Drive Gear) (Front) 1995-Up	1	
297	85428K	Caged Needle Bearing, [ZF5HP19] (AWD Transfer Gear to Extension Housing) (Cast # INA HK4016) (1.85"OD)	1	
298	85429K	Caged Needle Bearing, [ZF5HP19] (AWD Driven Transfer Case Gear) (Front) (1.655"OD) (Cast # INK HK3516) 1995-Up	1	
299	85430K	Ball Bearing, [ZF5HP19] (AWD Driven Transfer Case Gear) (3.545"OD) (Cast # SKF 6210/C3)	1	
		GASKETS & RUBBER COMPONENTS		
300	85502	Gasket, [ZF5HP19 / FL / FLA] (Audi / VW) (Bottom Pan) (Paper) 1995-Up	1	
300	85502A	Gasket, [ZF5HP19] (BMW) (RWD) (Bottom Pan) (Paper) 1997-Up	1	
311	114529	O-Ring, [ZF5HP19] (Pump Body) 1995-Up	1	
381	116516	O-Ring, [ZF5HP19] (Stator Body) 1995-Up	1	
		TECHNICAL MANUALS		
	TMZF5HP19FL	Repair Manual, [ZF5HP19FL / ZF5HP19FLA] (FWD) (Audi & Volkswagen)	1	
	TMZF5HP19VB	Valve Body Manual, [ZF5HP19]	1	
	TMZF5HP19FLFD	Manual, [ZF5HP19FL / ZF5HP19FLA] (Audi) (Function Description) 1994-Up	1	
	TMZF5HP19	Repair Manual, [ZF5HP19] (RWD) (BMW)	1	
	TMZF5HP19FD	Manual, [ZF5HP19] (BMW) (Function Description) 1997-04	1	
		ELECTRICAL COMPONENTS		
410	85947K	Switch, [ZF5HP19] (PRNDL) (2-Bolt) (9-Pin Square Connector) 1995-Up	1	
410	85947KA	Switch, [ZF5HP19] (PRNDL) (2-Bolt) (8-Pin Round Connector) 1995-Up	1	
420	K85949	Solenoid Kit, [ZF5HP19 / FLA] (3-Shift) (4 EPC With O-Rings) 1994-Up (*Also [ZF5HP19] Units Ending in ~005~008~009~010) (*Also [ZF5HP19 / FL] Units Ending in ~049~059~072~088) (*Also [ZF5HP19 / FLA] Units Ending in ~030~035~044~053~054~063~065~073~075~087~093~100~101~103)	1	
420	K85949A	Solenoid Kit, [ZF5HP19FL / ZF5HP19HL / ZF5HP19HLA] (Units Ending In ~030~050~053)	1	
420	K85949B	Solenoid Kit, [ZF5HP19FL / ZF5HP19FLA] (3-Shift) (4-EPC With O-Rings) 1995-Up (*Also [ZF5HP19 / FL] Units Ending in ~005~006~011~013~021~027) (*Also [ZF5HP19 / FLA] Units Ending in ~002~012~013~018~036)	1	
436	85958K	Sensor, [ZF5HP19 / ZF5HP19FL] (Input Speed)	1	
436	85957K	Sensor, [ZF5HP19] (Output Speed)	1	
437	85956K	Sensor, [ZF5HP19] (Temperature) (on Valve Body) 1995-Up	1	
446	85995K	Wire Harness, [ZF5HP19] (Internal With 16-Prong Case Connector) (With 2-Two Wire Connectors & 3-Three Wire Connectors)	1	
		HARD PARTS		
510	85912M	Pump Body W/Gears, [ZF5HP19FL / FLA] (Cast # 1060 410 061) (14-Teeth Inner Gear) (.551" Thick) 1994-Up	1	
510	85912K	Pump Body W/Gears, [ZF5HP19] (BMW) 1997-04	1	
520	85919	Stator, [ZF5HP19] (Pump Cover) (Aluminum) (Cast # 1060 410 083) (Without #529 Shaft) 1995-Up	1	
529	85919A	Stator Shaft, [ZF5HP19] (Cast # 1058 410 084) 1995-Up	1	

ZF5HP19 / ZF5HP19FL / ZF5HP19FLA

ILL#	PART#	DESCRIPTION	QTY	REF #
		HARD PARTS (Cont)		
529	85919M	Stator Shaft, [ZF5HP19FL / FLA] (Cast# 1056 410 084 or 1060 310 084) 1994-Up	1	
544	85918M	Plate, [ZF5HP19FL / ZF5HP19FLA] (Audi) (Pump) 1994-Up	1	
544	85918K	Plate, [ZF5HP19] (BMW) (Pump) 1997-04	1	
		PUMP COMPONENTS		
507	85711K	Sleeve, [ZF5HP19] (BMW) (Pump Stator) 1997-04	2	1060310-045
		HARD PARTS		
546	85811K	Apply Ring, [ZF5HP19] (Overdrive Direct Clutch) (Steel) 1995-Up	1	
550	85732K	Drum W/Shaft, [ZF5HP19] (4th Clutch) (Stamped Steel) (5-Clutch) 1995-Up	1	
551	85733K	Drum, [ZF5HP19 / FL / FLA] (Overdrive Direct Clutch) (With Internal Bearing) 1994-Up (*Also [ZF5HP19] Units Ending in ~005~009~010) (*Also [ZF5HP19 / FL] Units Ending in ~005~006~011~021~027~059~088) (*Also [ZF5HP19 / FLA] Units Ending in ~002~012~013~035~036~044~058~063~065~075~087~093~100~103)	1	
551	85733KA	Drum, [ZF5HP19 / FL / FLA] (Overdrive Direct Clutch) (With Internal Bearing) 1994-Up (*Also [ZF5HP19] Unit Ending in ~008) (*Also [ZF5HP19 / FL] Units Ending in ~013~049~072) (*Also [ZF5HP19 / FLA] Units Ending in ~018~030~054~073~101)	1	
552	85736K	Housing, [ZF5HP19] (Intermediate Clutch) (24-Teeth Steels) (5-Clutch) 1995-Up	1	
554	85737K	Drum, [ZF5HP19] (Forward Clutch) (5-Clutch) (Cast # 1060 470 043) (Aluminum) 1995-Up	1	
556	85734K	Drum, [ZF5HP19] (Reverse Clutch) (Stamped Steel) (2-Clutch) 1995-Up	1	
558	85936	Drum, [ZF5HP19] (BMW) (Low / Reverse & Overrun Clutch) (D&G) (4.315" Thick) (With 3-Unthreaded Holes on the Side for the Oil Seal #386) 1995-Up (*Units Ending In ~005~009~010)	1	
558	85936A	Housing, [ZF5HP19] (Low / Reverse & Overrun Clutch) (Aluminum) (24-Teeth Steels on Both Sides) (4.315" Thick) (With 3-Unthreaded Holes on the Side for Oil Seals #386) (D&G) 1995-Up	1	
558	85936B	Housing, [ZF5HP19FL / FLA] (Audi) (Low / Reverse & Overrun Clutch) (D&G) 1994-Up (*Also [ZF5HP19 / FL] Units Ending in ~013~049~072) (*Also [ZF5HP19 / FLA] Units Ending in ~018~030~054~073~101)	1	
558	85936C	Housing, [ZF5HP19FL / FLA] (Audi) (Low / Reverse & Overrun Clutch) (D&G) 1994-Up (*Also [ZF5HP19 / FL] Units Ending in ~059~088) (*Also [ZF5HP19 / FLA] Units Ending in ~035~044~053~063~065~075~087~093~100~103)	1	
570	85760K	Hub W/Shaft, [ZF5HP19] (4th Clutch) (36-Teeth Hub) (5.025" Long) 1995-Up	1	
574	85762K	Clutch Hub, [ZF5HP19] (Forward Clutch) (30-Teeth Hub) (3.275" Long) 1995-Up	1	
580	85749K	Planet, [ZF5HP19] (Overdrive) (2WD) (6-1/16" Long) (1-Groove) 1995-Up	1	
580	85749KA	Planet, [ZF5HP19] (Overdrive) (4x4) (10-3/4" Long) (1-Groove) 1995-Up	1	
584	85768K	Planet, [ZF5HP19] (Output) (Uses a 34-Teeth Sun Gear) (16-Lugs) 1995-Up	1	
590	85759K	Ring Gear, [ZF5HP19] (Overdrive Planet) (76-Teeth) (30-Lugs) 1995-Up	1	
594	85770K	Ring Gear, [ZF5HP19] (Output Planet) (98-Teeth) (18-Lugs) 1995-Up	1	
600	85742K	Hub, [ZF5HP19] (Overdrive Ring Gear) 1995-Up	1	
610	85756K	Sun Gear, [ZF5HP19] (Overdrive) (32-Teeth) (With 24-Lug Hub) 1995-Up	1	
		SPRAGS & ONE WAY CLUTCHES		
624	85764K	Shell, [ZF5HP19] (With 34-Teeth Sun Gear) (24-Drive Lugs) 1995-Up	1	
626	85764KA	Shell, [ZF5HP19] (Connecting) (Cast # 1050 417 060) (Aluminum) (2.057" Thick) 1995-Up	1	
639	85682K	Key, [ZF5HP19] (VW & Audi) (Low / Reverse & Overrun Clutch Housing) (*Takes 2) 95-Up	2	
644	85730K	Race, [ZF5HP19] (Low Sprag) (Outer) (With Low / Reverse Clutch Hub) (1.802" Thick) 1995-Up	1	
644	85730KA	Race, [ZF5HP19] (Low Sprag) (Outer) (With Low / Reverse Clutch Hub) (1.535" Thick) 1995-Up	1	
658	85727K	Sprag, [ZF5HP19] (Low) (34-Elements) (.505" Thick) (Plastic Cage) 1995-Up	1	
664	85729K	Race, [ZF5HP19] (Low Sprag Inner) (3.900" Long) 1995-Up	1	
		HARD PARTS		
674	85779K	Intermediate Shaft, [ZF5HP19] (18-Lugs) (4-3/8" Tall) 1995-Up	1	

ZF5HP19 / ZF5HP19FL / ZF5HP19FLA

ILL#	PART#	DESCRIPTION	QTY	REF #
		HARD PARTS (Cont)		
685	85690K	Park Gear, [ZF5HP19] (12-Lugs) (27-Teeth Reluctor) 1995-Up	1	
695	85810K	Spacer Ring, [ZF5HP19] (Ring Gear to Intermediate Shaft) (.079") 1995-Up	1	
696	85943K	Crush Sleeve, [ZF5HP19] (Pinion) (.706" Thick) 1995-Up	1	
698	85896K	Bracket, [ZF5HP19] (AWD) (Holds Flange Plate to Extention Housing) 1995-Up	1	
698	85896KA	Retainer, [ZF5HP19] (AWD) (Driven Transfer Gear) (With Threaded Center Hole) (With Flange) 1995-Up	1	
707	85194K	Drive Gear, [ZF5HP19] (AWD) (Transfer) (41-Teeth) (5.110" Long) 1995-Up	1	
708	85195K	Driven Gear, [ZF5HP19] (AWD) (Transfer Case) (37-Teeth) 1995-Up	1	
710	85194KA	Gear, [ZF5HP19] (2WD) (Drive Transfer) (35-Teeth) 1995-Up	1	
710	85194KB	Gear, [ZF5HP19] (AWD) (Drive Transfer) (29-Teeth) 1995-Up	1	
712	85195KA	Gear, [ZF5HP19] (Driven Transfer) (35-Teeth) (3.740" Long) 1995-Up	1	
714	85195KB	Gear, [ZF5HP19] (Idler) (41-Teeth) (3.485" Long) 1995-Up	1	
716	85784K	Housing, [ZF5HP19] (Differential) (2WD & AWD) (12-Bolt) 1995-Up	1	
719	85999K	Torsen 2 Assembly, [ZF5HP19] (AWD) (3-Sets of ID Splines) 1995-Up	1	
720	85794K	Ring Gear, [ZF5HP19] (Differential) (2WD) (34-Teeth) (12-Bolts) 1995-Up	1	
720	85794KA	Ring Gear, [ZF5HP19] (Differential) (AWD) (32-Teeth) (12-Bolts) 1995-Up	1	
724	85843K	Oil Def ector, [ZF5HP19] (Differential) (Tin) (7-7/16"OD) 1995-Up	1	
730	85795K	Pinion, [ZF5HP19] (Shaft) (2WD) (10-Teeth) (14-1/2" Long) 1995-Up	1	
730	85795K	Pinion, [ZF5HP19] (Shaft) (AWD) (11-Teeth) (14-1/2" Long) 1995-Up	1	
735	85120K	Race Assembly, [ZF5HP19] (Pinion Bearing Retainer) (*Bearing Races Made Into Retainer) 1995-Up	1	
736	85795KA	Retainer, [ZF5HP19] (Driven Cup Race) (Aluminum) (3.940"OD) 1995-Up	1	
737	85795S	Spring, [ZF5HP19] (Park Gear to Aluminum Retainer) (1.695"OD) 1995-Up	1	
		VALVE BODIES (REBUILT)		
740	ZF-9312	Valve Body, [ZF5HP19] (Audi) 1995-Up	1	
740	ZF-9313	Valve Body, [ZF5HP19] (BMW) 1995-Up	1	
740	ZF-9314	Valve Body, [ZF5HP19] (VW) 1995-Up	1	
		VALVE BODIES		
740	85755K	Valve Body, [ZF5HP19] (7-Solenoids> 1-Blue, 3-Green & 3-Black) 1995-Up	1	
740	85755KA	Valve Body, [ZF5HP19] (7-Solenoids> 1-Yellow, 3-Green & 3-Black) 1995-Up	1	
		VALVE BODY COMPONENTS		
741	85755-01	Valve, [ZF5HP19] (Oversized Pressure Regulator) (For Early) (E17 Valve Bodies) (1-Valve) (*Requires: Tool #'s F-85755-TL1 & VB-Fix)	1	Sonnax
741	85755-02	Valve, [ZF5HP19] (Oversized Pressure Regulator) (For Late) (E18.2 Valve Bodies) (1-Valve) (*Requires: Tool #'s F-85755-TL2 & VB-FIX)	1	Sonnax
		HARD PARTS		
758	85790K	Cover, [ZF5HP19] (Differential) (Aluminum) (12-Bolt) (With Drain Plug) 1995-Up (Cast # 1060 435 079)	1	
759	85705K	Rear Cover, [ZF5HP19] (2WD) (No Vent) 1995-Up	1	
759	85705KA	Cover, [ZF5HP19] (AWD) (Transfer Gear) (With Vent) 1995-Up	1	
760	85701K	Case, [ZF5HP19] (2WD & AWD) (27-Pan Bolts) 1995-Up	1	
765	85801K	Pan, [ZF5HP19] (Bottom) (27-Bolt) (With 2-Plugs) 1995-Up	1	
770	85704K	Extension Housing, [ZF5HP19] (AWD) (Aluminum) (8-1/4" Long) 1995-Up	1	
771	85704KA	Rear Seal Housing, [ZF5HP19] (AWD) (Aluminum) (4-Bolt) 1995-Up	1	
774	85844K	Retainer, [ZF5HP19] (Axle Seal) (Aluminum) (3-Bolts to Case) 1995-Up	1	
796	85948K	Nut, [ZF5HP19] (Pinion) (2.200"OD) (1.515"ID) (4-Holes) 1995-Up	1	
798	85948KB	Bolt, [ZF5HP19] (AWD) (Flange) (Yoke) (2-11/16" Long) 1995-Up	1	
820	85844KA	Flange Plate, [ZF5HP19] (AWD) (5-Bolt) (.120" Thick) 1995-Up	1	

ZF5HP19 / ZF5HP19FL / ZF5HP19FLA

ILL#	PART#	DESCRIPTION	QTY	REF #
		HARD PARTS (Cont)		
838	85798K	Axle Flange, [ZF5HP19] (Drivers Side) (14-3/8" Long) 1995-Up	1	
838	85798KA	Axle Flange, [ZF5HP19] (Passengers Side) (3-1/8" Long) 1995-Up	1	
841	85799K	Flange, [ZF5HP19] (AWD) (Yoke) (Rear) 1995-Up	1	
845	85944K	Spacer, [ZF5HP19] (Axle Seal to Bearing) (Plastic) (Cast # 0501 315 012)	1	
960	85760K	Piston, [ZF5HP19] (4th Clutch) (Aluminum) (Cast # 1056 471 061C) 1995-Up	1	
961	85761K	Piston, [ZF5HP19 / ZF5HP19FL /FLA] (Overdrive Direct Clutch) (Cast # 1056 477 038) 1994-Up	1	
962	85762K	Piston, [ZF5HP19] (Intermediate Clutch) (Cast # 1056 410 081) 1995-Up	1	
964	85763K	Piston, [ZF5HP19] (Forward Clutch) (Aluminum) (Cast # 1056 470 050) (8-Oval Holes) 1995-Up	1	
966	85766K	Piston, [ZF5HP19] (Reverse Clutch) (Cast # 1060 472) (Aluminum) 1995-Up	1	
967	85764K	Piston, [ZF5HP19] (Low / Reverse Clutch) (Cast # 1050 417 050 5) (Aluminum) 1995-Up	1	
968	85767K	Piston, [ZF5HP19] (Overrun Clutch) (Cast # 1060 473 013) (Aluminum) 1995-Up	1	
970	85722K	Spring, [ZF5HP19] (4th Clutch Return) (.060") (8-Fingers) (3.550"OD) 1995-Up	1	
971	85812K	Spring, [ZF5HP19] (Overdrive Direct Clutch Return) (Beveled) 1995-Up	1	
972	85723K	Spring, [ZF5HP19] (Intermediate Clutch Return) (Beveled) (12-Fingers) (.058" Thick) (5.163"OD) 1995-Up	1	
974	85720K	Spring, [ZF5HP19] (Forward Clutch Return) (Beveled) (12-Fingers) (.058" Thick) (4.265"OD) 1995-Up	1	
976	85721K	Spring, [ZF5HP19] (Reverse Clutch Return) (Beveled) (14-Fingers) 1995-Up	1	
977	85735K	Spring, [ZF5HP19] (Low / Reverse Clutch Return) (Beveled) (18-Fingers) (.066" Thick) 1995-Up	1	
978	85813K	Spring, [ZF5HP19] (Overrun Clutch Return) (Beveled) (12-Fingers) (.073" Thick) 1995-Up	1	
980	85930K	Retainer, [ZF5HP19] (4th Clutch Spring) (Steel) 1995-Up	1	
981	85931K	Clip Set, [ZF5HP19] (Holds Overdrive Direct Spring In) (2-Pieces) 1995-Up	1	
982	85932K	Clip Set, [ZF5HP19] (Holds Intermediate Return Spring In) (2-Pieces) 1995-Up	1	
984	85933K	Clip Set, [ZF5HP19] (Holds Forward Clutch Return Spring In) (2-Pieces) 1995-Up	1	
986	85934K	Clip Set, [ZF5HP19] (Holds Reverse Clutch Return Spring In) (2-Pieces) 1995-Up	1	
987	85935K	Retainer, [ZF5HP19] (Low / Reverse Clutch Spring) (.079") (3-Tabs) 1995-Up	1	
988	85937K	Retainer, [ZF5HP19] (Overrun Clutch Spring) (3-Inner Tabs) 1995-Up	1	
995	K85678K	Park Pawl Assembly, [ZF5HP19] (3-Pieces) 1995-Up	1	
999	85679K	Oil Tube, [ZF5HP19] (Pinion) (4-5/4" Long) 1995-Up	1	

NOTES:



sonnax[®] ZIP KIT[™]

THE FIRST STEP
IN CORRECTING COMMON SHIFT PROBLEMS

Simple, Drop-In Parts

install quickly & easily
without special tools

Stops Hydraulic Leaks

so the valve body
works the way it should

In-Depth Tech Booklet

for installation, testing &
diagnostics; helps determine
if further repairs are needed

Discover
the newest Zip Kits at
www.sonnax.com



Scan code with your smartphone.

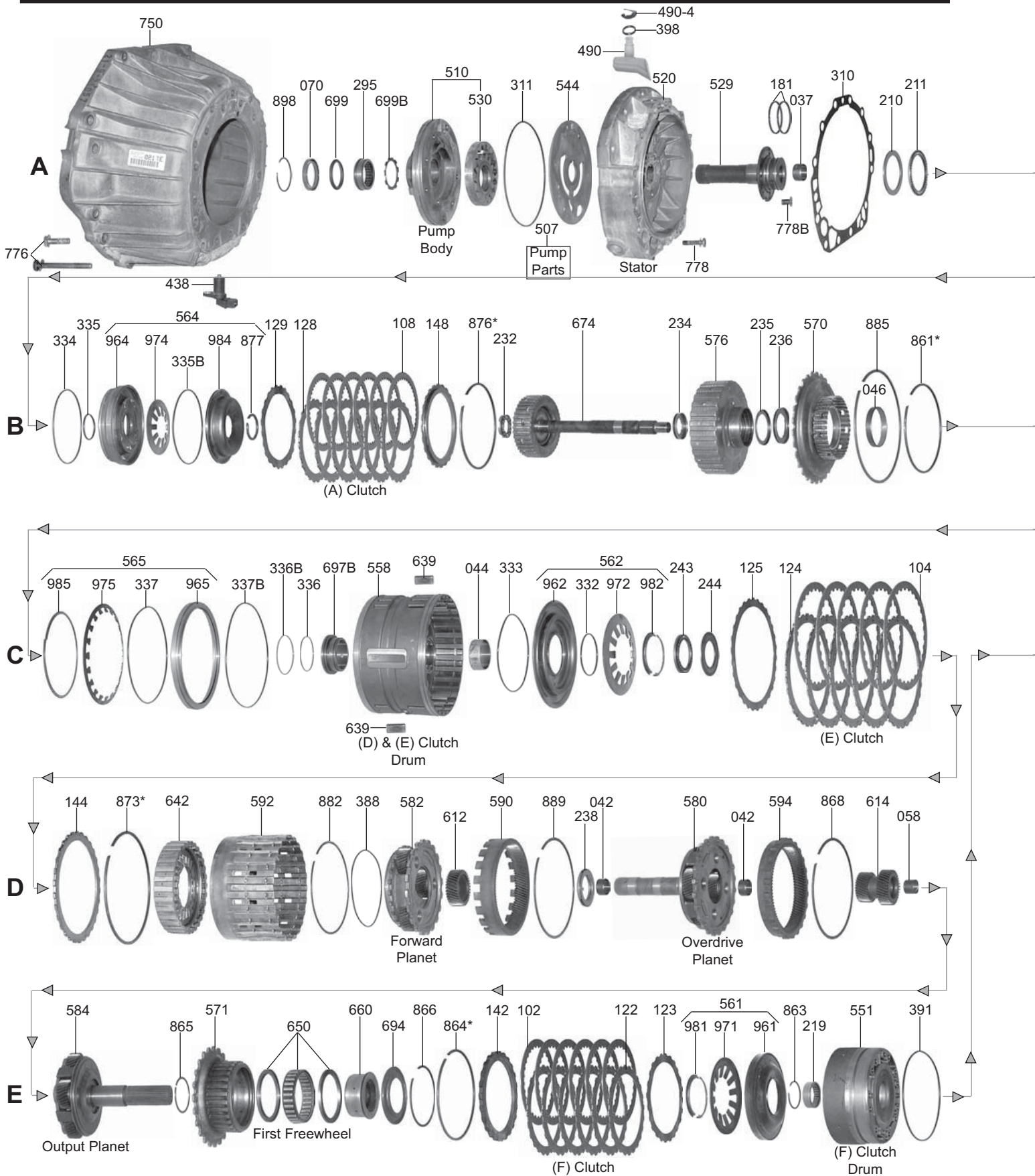


1 Automatic Drive • P.O. Box 440 • Bellows Falls, VT 05101-0440 USA
800-843-2600 • 802-463-9722 • F: 802-463-4059 • www.sonnax.com

© Sonnax Industries, Inc.
Sonnax is an Employee-Owned Company

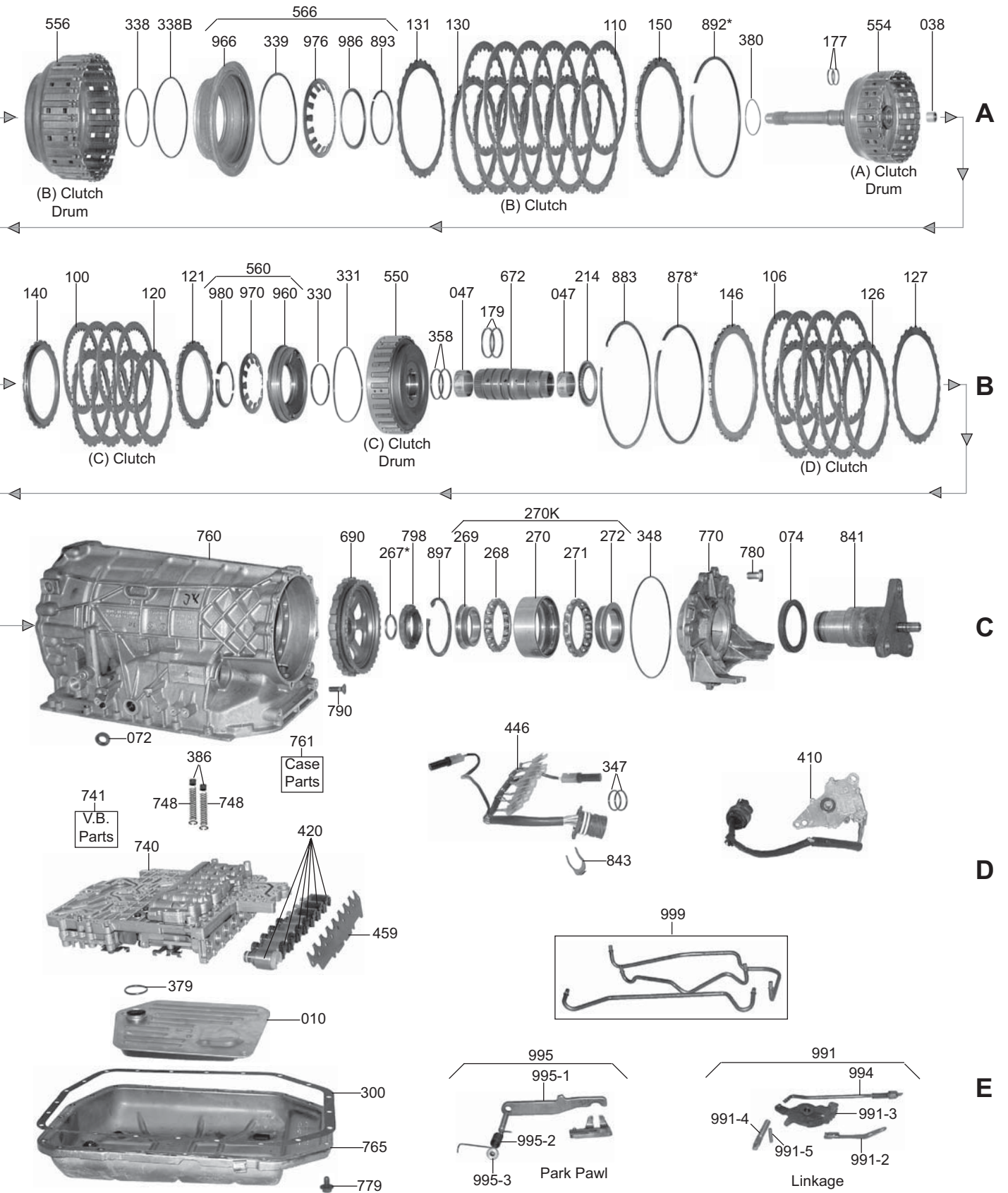
ZF5HP24

RWD/AWD 5 Speed



ZF5HP24

RWD/AWD 5 Speed



ZF5HP24

ILL#	PART#	DESCRIPTION	QTY	REF #
		OVERHAUL KITS		
	K114900P	Overhaul Kit, [ZF5HP24 / ZF5HP24A] (With Pistons) (Audi / BMW / Jaguar / Rover) 95-Up	1	
	K114900	Overhaul Kit, [ZF5HP24 / ZF5HP24A] (Without Pistons) (Audi / BMW / Jaguar / Rover) 1995-Up	1	
		MASTER L/STEELS KITS		
	DK11400P-S	Master L/Steels Kit, [ZF5HP24 / ZF5HP24A] (With Pistons) (BMW 5~7~8 Series (E31/ 38 /39)>1995-06), (Jaguar XK8>1996-06), (XJ8 / XJ-R (4.0L) / AJ (V-8)>1997-06), (Range Rover>1999-06), (Audi A8>1997-06), (Gas/Diesel (V-8) Quattro / A6 (4.2L)>2000-06)	1	
	DK11400-S	Master L/Steels Kit, [ZF5HP24 / ZF5HP24A] (Without Pistons) (BMW 5~7~8 Series (E31 38/ 39)>1995-06), (Jaguar XK8>1996-06), (XJ8 / XJ-R(4.0L) / AJ (V-8)>1997-06), (Range Rover>1999-06), (Audi A8>1997-06), (Gas/Diesel (V-8) Quattro / A6 (4.2L)>2000-06)	1	
		MASTER W/STEELS KITS		
	DK11400P	Master W/Steels Kit, [ZF5HP24 / ZF5HP24A] (With Pistons) (BMW 5~7~8 Series (E31/ 38/ 39)>1995-06), (Jaguar XK8>1996-06), (XJ8 / XJ-R (4.0L) / AJ (V-8)>1997-06), (Range Rover>1999-06), (Audi A8>1997-06), (Gas/Diesel (V-8) Quattro / A6 (4.2L)>2000-06)	1	
	DK11400	Master W/Steels Kit, [ZF5HP24 / ZF5HP24A] (Without Pistons) (BMW 5~7~8 Series (E31/ 38 / 39) >1995-06), (Jaguar XK8>1996-06), (XJ8 / XJ-R (4.0L) / AJ (V-8)>1997-06), (Range Rover>1999-06), (Audi A8>1997-06), (Gas/Diesel (V-8) Quattro, A6 (4.2L)>2000-06)	1	
		FILTERS		
010	114710B	Filter, [ZF5HP24FLA] (Audi A8) (AWD) (With Oval Pick Up Tube) (3/4" Long)	1	
010	114710A	Filter, [ZF5HP24] (Audi A8) (With Round Pick Up Tube) (7/8" Long)	1	
010	114710	Filter, [ZF5HP24] (BMW & Jaguar) (1/2 Metal & 1/2 Plastic) (2-Bolt) (With Oval Pick Up Tube) (7-5/8" Wide) (9-5/8" Long) 1995-Up	1	24341-422-673
		BUSHINGS		
037	114003	Bushing, [ZF5HP24] (BMW) (Stator) (Rear) (.590" Wide) (1.110"OD) (1.020"ID) (Bronze)	1	
038	114010	Bushing, [ZF5HP24] (BMW) (A-Clutch Drum) (Rear) (.540" Wide) (.560"ID) (Bronze) 95-Up	1	
042	114016	Bushing, [ZF5HP24] (BMW) (Overdrive Planet) (Front & Rear) (.376" Wide) (.985"OD)(.876"ID) 1995-Up	2	
044	114024	Bushing, [ZF5HP24] (BMW) (D & E-Clutch Drum) (Rear) (.320" Wide) (2.000"OD) (1.780"ID) (Babbitt) 1995-Up	1	
046	114013A	Bushing, [ZF5HP24] (BMW) (C-Clutch Hub) (2.602"ID) (Bronze) 1995-Up	1	
047	114017	Bushing, [ZF5HP24] (BMW) (Sun Gear Shaft) (.635" Wide) (1.415"OD) (1.250"ID) (Brass) 1995-Up	2	
058	114015	Bushing, [ZF5HP24] (BMW) (Output Planet) (Front) (.785"OD) (.675"ID) (Brass) (With Oil Pockets) 1995-Up	1	
		METAL CLAD SEALS		
070	82151	Seal, [ZF5HP24] (Front) (2.060"OD) 1995-Up	1	0750-111-254
072	85154	Seal, [ZF5HP24] (Linkage) (BMW) (.710"OD) 1995-Up	1	0750-110-062
074	114157	Seal, [ZF5HP24] (Rear Output) (BMW & Jaguar) (2WD) 1995-Up	1	0750-111-243
	85160	Seal, [ZF5HP24] (Rear Output) (4WD) 1995-Up	1	0734-319-399
	85153KA	Seal, [ZF5HP24] (Left Outer Extension) (4WD) 1995-Up	1	0734-310-342
	114153	Seal, [ZF5HP24] (Left Inner Extension) (4WD) 1995-Up	1	0734-319-604
	114152	Seal, [ZF5HP24] (Right Side Extension) (4WD) 1995-Up	1	0734-319-419
	114163	Seal, [ZF5HP24] (Front Differential Pinion Housing) (4WD) 1995-Up	1	0734-319-529
	114160	Seal, [ZF5HP24] (Transfer Adapter) (4WD) 1995-Up (*Except Range Rover 2004-Up)	1	0734-319-547
	114160A	Seal, [ZF5HP24] (Transfer Adapter) (4WD) (Range Rover) 2004-Up	1	0734-319-520
	114160A	Seal, [ZF5HP24] (Transfer Case Input) (4WD) (Range Rover) 1995-Up (*Not In Kit)	1	0734-319-520
		FRICTION CLUTCHES		
100	82110	Friction, [ZF5HP24] (C-Clutch) (.061" Thick) (40-Teeth) 1995-Up	6	1058-270-020
102	82110A	Friction, [ZF5HP24] (BMW) (F-Clutch) (.061") (30-Teeth) (5.630"OD) 1995-Up	6	1055-270-072
104	82108A	Friction, [ZF5HP24] (E-Clutch) (.061" Thick) (30-Teeth) (7.025"OD) 1995-Up	5	1058-270-029
106	82108A	Friction, [ZF5HP24] (D-Clutch) (.061" Thick) (30-Teeth) (7.025"OD) 1995-Up	6	1058-270-029

ZF5HP24

ILL#	PART#	DESCRIPTION	QTY	REF #
		FRICITION CLUTCHES (Cont)		
108	82110	Friction, [ZF5HP24] (A-Clutch) (.061" Thick) (40-Teeth) (5.042"OD) 1995-Up	6	1058-270-020
110	82108A	Friction, [ZF5HP24] (B-Clutch) (.061" Thick) (30-Teeth) (7.025"OD) 1995-Up	6	1058-270-029
	K114100	Friction Module, [ZF5HP24 / ZF5HP24A] 1995-Up	1	
		STEEL CLUTCHES		
120	114111	Steel, [ZF5HP24] (C-Clutch) (.082" Thick) (24-Teeth) (4.212"ID) 1995-Up	4	1058-370-066
121	114111A	Steel, [ZF5HP24] (C-Clutch) (.043" Thick) (24-Teeth) (Waved) 1995-Up	1	
122	85137	Steel, [ZF5HP24] (F-Clutch) (.071" Thick) (24-Teeth) (4.688"ID) 1995-Up	6	1055-374-030
123	114137A	Steel, [ZF5HP24] (F-Clutch) (.032"Thick) (24-Teeth) (4.705"ID) (Waved) 1995-Up	1	
124	114112	Steel, [ZF5HP24] (E-Clutch) (.118" Thick) (30-Teeth) 1995-Up	5	1058-370-073
125	114112C	Steel, [ZF5HP24] (E-Clutch) (.037" Thick) (30-Teeth) (Waved) 1995-Up	1	
126	114112	Steel, [ZF5HP24] (D-Clutch) (.118" Thick) (30-Teeth) 1995-Up	4	1058-370-073
127	114112C	Steel, [ZF5HP24] (D-Clutch) (.037" Thick) (30-Teeth) (Waved) 1995-Up	1	
128	114111	Steel, [ZF5HP24] (A-Clutch) (.082" Thick) (24-Teeth) (4.212"ID) 1995-Up	6	1058-370-066
129	114111A	Steel, [ZF5HP24] (A-Clutch) (.043" Thick) (24-Teeth) (4.210"ID) (Waved) 1995-Up	1	
130	114112	Steel, [ZF5HP24] (B-Clutch) (.118" Thick) (30-Teeth) (6.100"ID) 1995-Up	6	1058-370-073
131	114112C	Steel, [ZF5HP24] (B-Clutch) (.037" Thick) (30-Teeth) (6.100"ID) (Waved) 1995-Up	1	
	K114110	Steel Module, [ZF5HP24 / ZF5HP24A] 1995-Up	1	
		PRESSURE PLATES		
140	114715	Pressure Plate, [ZF5HP24] (C-Clutch) (.176"Thick) (24-Teeth) (4.212"ID) 1995-Up	1	
142	114716	Pressure Plate, [ZF5HP24] (F-Clutch) (.238" Thick) (24-Teeth) (4.684"ID) 1995-Up	1	
144	114718	Pressure Plate, [ZF5HP24] (E-Clutch) (.153" Thick) (30-Teeth) (6.100"ID) 1995-Up	1	
146	114718	Pressure Plate, [ZF5HP24] (D-Clutch) (.153" Thick) (30-Teeth) (6.100"ID) 1995-Up	1	
148	114717	Pressure Plate, [ZF5HP24] (A-Clutch) (.116" Thick) (24-Teeth) (4.210"ID) (Stepped) 95-Up	1	
150	114718	Pressure Plate, [ZF5HP24] (B-Clutch) (.153" Thick) (30-Teeth) (6.100"ID) 1995-Up	1	
		VALVE BODY KIT		
	K114908S	Valve Body Kit, [ZF5HP24] 1994-Up	1	
		SEALING RINGS		
	K114903	Ring Kit, [ZF5HP24] 1995-Up	1	
177	114301	Ring, [ZF5HP24] (Input Shaft) (Scarf Cut) (Teflon) 1995-Up	2	
179	114302	Ring, [ZF5HP24] (Sun Gear Shaft) (Scarf Cut) (Teflon) 1995-Up	2	
181	114303	Ring, [ZF5HP24] (Stator to B-Clutch Drum) (.096" Thick) (Lap Joint) (Teflon) 1995-Up	2	
		WASHERS & BEARINGS		
210	114435	Race, [ZF5HP24] (Stator Tube to B-Clutch Drum) (.149" Thick) (2.875"OD) (2.175"ID)	1	
211	114415	Bearing, [ZF5HP24] (Stator Tube to B-Clutch Drum) (.149" Thick) (2.941"OD) (2.285"ID)	1	
214	114416	Bearing W/Race, [ZF5HP24] (C-Clutch to D & E-Clutch Drum) (.137" Thick) (2.87"OD) (1.90"ID)	1	
219	114417	Caged Needle Bearing, [ZF5HP24] (In F-Clutch Drum) (Cast # INA HK 3512 Germany)	1	
232	114418	Bearing W/Race, [ZF5HP24] (A-Clutch Drum to Hub) (.283" Thick) (1.508"OD) (.645"ID)	1	
234	114419	Bearing W/Race, [ZF5HP24] (A-Clutch Hub to B-Clutch Hub) (.305" Thick) (1.735"OD) (1.04"ID)	1	
235	114436	Race, [ZF5HP24] (B-Clutch Hub to C-Clutch Hub) (2.353"OD) (1.745"ID) 1995-Up	1	
236	114420	Bearing W/Race, [ZF5HP24] (B-Clutch Hub to C-Clutch Hub) (.257" Thick) (2.33"OD) (1.56"ID)	1	
238	114421	Bearing W/Races, [ZF5HP24] (Forward Sun Gear to Overdrive Planet) (2.00" Thick) (2.455"OD) (1.645"ID)	1	
243	114422	Bearing W/Race, [ZF5HP24] (D & E-Clutch Drum to Forward Planet) (.260" Thick) (2.52"OD) (1.82"ID)	1	
244	114437	Race, [ZF5HP24] (D & E-Clutch to Forward Planet) (.078" Thick) (2.836"OD) (1.655"ID)	1	

ZF5HP24

ILL#	PART#	DESCRIPTION	QTY	REF #
		WASHERS & BEARINGS (Cont)		
267	114438	Shim, [ZF5HP24] (Park Gear to Yoke) (Selective) (1.591"OD) 1995-Up	1	
270	114423	Ball Bearing Assembly, [ZF5HP24] (BMW) (Ball Bearing With Inner & Outer Races) (16-Balls) (1.300" Thick Race) (Cast # SKF BA2B Italy-A636002AA) 1995-Up	1	
295	114424	Caged Needle Bearing, [ZF5HP24] (Pump Body) (Cast # INA F-216974 Germany 6136)	1	
		GASKETS & RUBBER COMPONENTS		
300	114500A	Gasket, [ZF5HP24FLA] (AWD) (Audi) 1995-Up	1	
300	114500	Gasket, [ZF5HP24] (2WD) 1995-Up	1	
310	114276	Gasket, [ZF5HP24] (Pump Cover to Case) 1995-Up	1	
311	114529	O-Ring, [ZF5HP24] (Pump Body to Stator) 1995-Up	1	
348	114508	O-Ring, [ZF5HP24] (Extension Housing) 1995-Up	1	
386	114510	Seal, [ZF5HP24] (D & E-Clutch to Case) (Rubber) (.489"OD) (.382" Long) (.270"ID)	2	
		TECHNICAL MANUALS		
	TMZF5HP24A	Repair Manual, [ZF5HP24] (FWD & AWD) (Audi & Volkswagen)	1	
	TMZF5HP24VB	Valve Body Manual, [ZF5HP24]	1	
	TMZF5HP24	Repair Manual, [ZF5HP24] (RWD)	1	
	TMZF5HP24FD	Manual, [ZF5HP24 / ZF5HP24A] (Functional Description) 1994-Up	1	
		ELECTRICAL COMPONENTS		
410	114947	Switch, [ZF5HP24] (Neutral Safety) 1995-Up (*Units Ending in ~009~013~014~015~024~026~027~028)	1	0501 211 566
410	114947A	Switch, [ZF5HP24] (Neutral Safety) (Units Ending in ~016~021~022~029~034) 1995-Up	1	0501 319 142
410	114947B	Switch, [ZF5HP24] (Neutral Safety) (Units Ending in ~005) 1995-Up	1	0501 210 238
410	114947C	Switch, [ZF5HP24] (Neutral Safety) (Units Ending in ~032) 1995-Up	1	0501 319 191
420	K114949A	Solenoid Kit, [ZF5HP24 / ZF5HP24A] (*For [ZF5HP24] (BMW) Units Ending in~020 & Higher), (*Also (Jaguar) Units Ending in~026 & Higher), (*For [ZF5HP24A] (Audi With VB Engine)	1	1060 298 034
420	K114949	Solenoid Kit, [ZF5HP24] (*For (BMW) Units Ending in ~018 & Lower), (*Also (Jaguar) Units Ending in~024 & Lower) (3-Shift, & 4-EPC Solenoids With O-Rings)	1	1060 298 035
420	114954	Solenoid, [ZF5HP24] (EPC) (*Uses 4) 1995-Up	1-4	0501 208 542
	85958K	Sensor, [ZF5HP24] (All) (Input Speed)	1	
438	114958	Sensor, [ZF5HP24] (Input & Output Speed) 1995-Up	1	0501 310 401
446	114995	Wire Harness, [ZF5HP24] (BMW) (Internal With 16-Prong Case Connector) (With 8-Two Blade Connectors and 2-Speed Sensors) 1995-Up	1	
		MISC. COMPONENTS		
490	114910	Vent, [ZF5HP24] (BMW) (Plastic In Pump Cover) 1995-Up	1	
459	114894	Retainer, [ZF5HP24] (BMW) (Holds Solenoids to Valve Body) 1995-Up	1	
		HARD PARTS		
510	114912A	Pump Body W/Gears, [ZF5HP24] (Cast # 105 841 00 75) (Inner Gear .550" Thick) (With 14-Teeth)	1	
510	114912	Pump Body W/Gears, [ZF5HP24] (BMW) (Cast # 1058410078) (Inner Gear .551" Thick) (With 14-Teeth)	1	
520	114913	Pump Cover, [ZF5HP24] (Aluminum) (2.165" Thick at Edge) 1995-Up	1	
529	114919	Stator Tube, [ZF5HP24] (5-1/2" Long) (3.422"OD Flange) (.923"ID Splines) (1-Rear Bushing)	1	
		PUMP COMPONENTS		
530	K114201	Pump Gear Set, [ZF5HP24] (14-Teeth Inner Gear) (.551" Thick) 1995-Up	1	
		HARD PARTS		
544	114202A	Pump Plate, [ZF5HP24A] (Audi) 1994-Up	1	
544	114202	Pump Plate, [ZF5HP24] (BMW) (.118" Thick) (6-11/16"OD) 1994-Up	1	

ZF5HP24

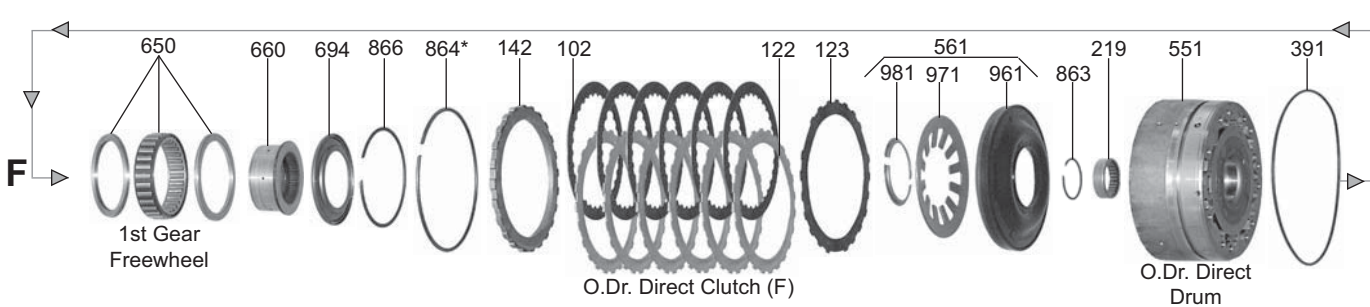




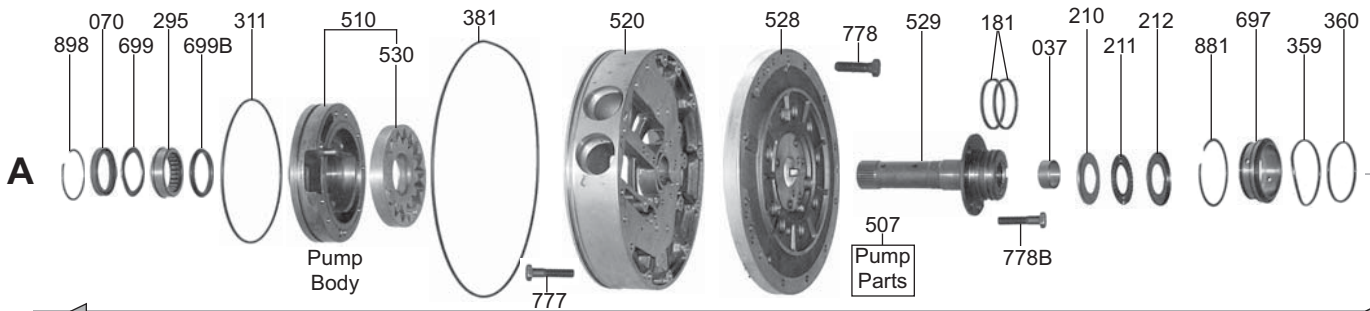
ILL#	PART#	DESCRIPTION	QTY	REF #
		HARD PARTS (Cont)		
550	114732	Drum, [ZF5HP24] (C-Clutch) (Aluminum) (24-Teeth Steels) (Cast # 105847201) 1995-Up	1	
551	114737	Drum, [ZF5HP24 / ZF5HP24A] (F-Clutch) (Aluminum) (6-Clutch) (2.851" Thick) (6-3/8"OD) 1994-Up	1	
554	114733	Drum, [ZF5HP24] (A-Clutch) (With 7-1/4" Shaft) (27-Splines) (6-Clutch) (Uses 24-Teeth Steels)	1	
556	114734	Drum, [ZF5HP24] (B-Clutch) (6-Clutch) (Stamped Steel) (30-Teeth Steels) (7-1/2"OD) (3.550" Tall) (2.040"ID Bore) 1995-Up	1	
558	114735	Drum, [ZF5HP24] (D & E-Clutch) (Aluminum) (4.58" Wide) (7-5/8"OD) (Cast # 1058 473 037)	1	
570	114740	Hub, [ZF5HP24] (C-Clutch) (30-Outer Lugs) (40-Teeth Clutch Hub) 1995-Up	1	
571	114741	Hub, [ZF5HP24] (F-Clutch) (1st Gear Freewheel Outer Race) (24-Outer Lugs) (30-Clutch Splines) (2.075" Thick) (3.495"ID) 1995-Up	1	
576	114742	Hub, [ZF5HP24] (B-Clutch) (30-Clutch Splines) (With 2.600"OD Hub on Rear For #046 Bushing)	1	
580	114749	Planet, [ZF5HP24] (Overdrive With Shaft) (4 Gear Steel) (24-Outer Lugs) (Uses a 32-Teeth Sun Gear #614) (32-Teeth Pinions, 2-Grooves) 1995-Up	1	
582	114747	Planet, [ZF5HP24] (Forward) (3 Gear Steel) (20-Outer Lugs) (Uses a 36-Teeth Sun Gear) (29-Teeth Pinions) (1-Groove) 1995-Up	1	
584	114768	Planet, [ZF5HP24] (Output With Shaft) (7-13/16) (5 Gear) (28-Teeth Pinions) (With 3-Grooves)	1	
590	114759	Ring Gear, [ZF5HP24] (Overdrive Planet) (100-Teeth) (20-Lugs) (1.350" Thick)	1	
592	114757	Ring Gear, [ZF5HP24] (Forward Planet With Shell) (Stamped Steel) (4.070" Tall) (93-Teeth Ring Gear)	1	
594	114758	Ring Gear, [ZF5HP24] (Output Planet) (90-Teeth) (24-Outer Lugs) (.878" Thick) 1995-Up	1	
612	114753	Sun Gear, [ZF5HP24] (Forward Planet) (36-Teeth) (1-Groove) (.750" Thick) (2.332"OD) 1995-Up	1	
614	114756	Sun Gear, [ZF5HP24] (Overdrive / Output Planet) (32-Teeth / 35-Teeth) (1.646" Long) (Splined ID) 1995-Up	1	
639	114682	Key Way, [ZF5HP24] (Holds D & E-Clutch Drum to Case) (.240" Thick) (1.17" Long) (.472" Wide)	2	
642	114743	Hub, [ZF5HP24] (E-Clutch) (Aluminum) (30-Clutch Splines) (1.260" Thick) (2.688"ID) 1995-Up	1	
		SPRAGS & ONE WAY CLUTCHES		
650	114727	Sprag, [ZF5HP24] (1st Gear Freewheel) (30-Lug) (.810" Wide Plastic Cage) 1995-Up	1	
660	114729	Inner Race, [ZF5HP24] (1st Gear Freewheel) (1.250" Thick) (2.845"OD) (Splined ID)	1	
		HARD PARTS		
672	114748	Shaft, [ZF5HP24] (Sun Gear) (4.530" Long, Splined Ends) 1995-Up	1	
674	114744	Hub With Shaft, [ZF5HP24] (A-Clutch) (10-3/8" Long) (40-Teeth Hub) 1995-Up	1	
690	114690	Park Gear, [ZF5HP24] (20-Lugs) (36-Teeth Reluctor) 1995-Up	1	
694	114810	Retainer, [ZF5HP24] (1st Gear Freewheel) (3.777"OD) (2.287"ID) 1995-Up	1	
697	114440	Sleeve, [ZF5HP24] (D & E-Clutch Drum) (.435" Thick) (2.157"OD) (1.446"ID) (Has (2) O-Rings & 2-Holes) (Steel) 1995-Up	1	
699	114944	Spacer, [ZF5HP24] (Front Seal to Caged Needle Bearing) (.076" Thick) (2.040"OD) (1.610"ID) (With 10-Humps) 1995-Up	1	
699	114945	Oil Def ector, [ZF5HP24] (Caged Needle Bearing to Pump Body) (Plastic) (1.545"ID)	1	
		VALVE BODIES (REBUILT)		
740	ZF-9315	Valve Body, [ZF5HP24] (Audi) 1995-Up	1	
740	ZF-9316	Valve Body, [ZF5HP24] (BMW) 1995-Up	1	
740	ZF-9317	Valve Body, [ZF5HP24] (Jaguar) 1995-Up	1	
		VALVE BODIES		
740	114754B	Valve Body, [ZF5HP24] (BMW) (8-Solenoids on One End & Speed Sensor) (Cast # 1058 427 022)	1	

ZF5HP24

ILL#	PART#	DESCRIPTION	QTY	REF #
		VALVE BODIES (Cont)		
740	114754A	Valve Body, [ZF5HP24FLA] (Audi) 1995-Up	1	
740	114754C	Valve Body, [ZF5HP24] (Jaguar) 1995-Up	1	
		VALVE BODIES COMPONENTS		
741	114918	Pressure Regulator Valve, [ZF5HP24] (Corrects "A" Clutch Drum Breakage)	1	
741	139740-01K	Pressure Regulator Valve, [ZF5HP24] (Oversided) (*Requires: F-139740-TL Tool Kit)	1	Sonnax
		HARD PARTS		
748	114891	Spring, [ZF5HP24] (BMW) (Holds D & E-Clutch Seal In Case) (.435"OD) (1.680" Long) 1995-Up	2	
750	114703	Bell Housing, [ZF5HP24] (BMW) (7-3/4" Top Bolts) (Sensor at 7:00) (Cast # 1058-442-911) (Starter at 9:00 & 3:00) 1995-Up	1	
750	114703A	Bell Housing, [ZF5HP24] (Jaguar) (Cast # 1058-422-009)	1	
760	114701	Case, [ZF5HP24] (BMW) (16-5/8" Long) 1995-Up	1	
760	114701A	Case, [ZF5HP24] (Jaguar) (Cast # 1058401083)	1	
765	114801	Pan, [ZF5HP24] (BMW) (Bottom) (22-Bolt) (With Drain Plug) 1995-Up	1	
770	114704	Extension Housing, [ZF5HP24] (BMW) (Aluminum) (Cast # 1058 414 007) (10-Bolt) (2.870" Rear Seal) 1995-Up	1	
798	114948	Nut, [ZF5HP24] (BMW) (Holds Yoke to Output Planet) (6-Square Notches) 1995-Up	1	
841	114951	Yoke, [ZF5HP24] (BMW) (Output Shaft) (5.920" Long) (.554"OD Pilot) 1995-Up	1	
960	114761	Piston, [ZF5HP24] (C-Clutch) (Aluminum) (Cast # 1058 472 020) (.935" Thick) (4.837"OD) (2.370"ID)	1	
961	114763A	Piston, [ZF5HP24 / ZF5HP24A] (F-Clutch) (Bonded) (.980" Thick) (5.578"OD) (2.315"ID)	1	
962	114762A	Piston, [ZF5HP24] (E-Clutch) (Steel) (.660" Thick) (7"OD) (2.530"ID) 1995-Up	1	
964	114764	Piston, [ZF5HP24] (A-Clutch) (Aluminum) (Cast # 1058470 059) (5.145"OD) (1.465"ID)	1	
965	114765	Piston, [ZF5HP24] (D-Clutch) (Aluminum) 1995-Up	1	
966	114766	Piston, [ZF5HP24] (B-Clutch) (Aluminum) (Cast # 1058471 039 A) (1.615" Thick) (7"OD) (3.325"ID) (8-Oval Holes) 1995-Up	1	
970	114722	Spring, [ZF5HP24] (C-Clutch Return) (.055" Thick) (3.773"OD) (12-Fingers) 1995-Up	1	
971	114812	Spring, [ZF5HP24] (F-Clutch Return) (.080" Thick) (5.040"OD) (12-Fingers) 1995-Up	1	
972	114723	Spring, [ZF5HP24] (E-Clutch Return) (.069" Thick) (5.290"OD) (12-Fingers) 1995-Up	1	
974	114720	Spring, [ZF5HP24] (A-Clutch Return) (.060" Thick) (3.570"OD) (10-Fingers) 1995-Up	1	
975	114724	Spring, [ZF5HP24] (D-Clutch Return) (.055" Thick) (6-5/8"OD) (20-Fingers) 1995-Up	1	
976	114721	Spring, [ZF5HP24] (B-Clutch Return) (.057" Thick) (4.823"OD) (16-Fingers) 1995-Up	1	
980	114930	Retainer, [ZF5HP24] (C-Clutch Return Spring) ("C" Clip) 1995-Up (2-Per Pack)	1	
981	114931	Retainer, [ZF5HP24] (F-Clutch Return Spring) ("C" Clip) 1995-Up (2-Per Pack)	1	
982	114932	Retainer, [ZF5HP24] (E-Clutch Return Spring) ("C" Clip) 1995-Up (2-Per Pack)	1	
984	114920	Retainer, [ZF5HP24] (A-Clutch Spring) (Steel) (4.780"OD) (1.400"ID) 1995-Up	1	
985	114601	Snap Ring, [ZF5HP24] (Holds D-Clutch Spring Retainer In) (.095" Thick) (5.600"OD) (Stepped) 1995-Up	1	
986	114934	Retainer, [ZF5HP24] (B-Clutch Return Spring) (.086" Thick) (3.742"OD) (3.273"ID) (Stepped) 1995-Up	1	
991	K114676	Linkage, [ZF5HP24] (Internal) (5-Pieces) 1995-Up	1	
995	K114678	Park Pawl Assembly, [ZF5HP24] (4-Pieces) 1995-Up	1	
999	K114679	Oil Tube Set, [ZF5HP24] (BMW) (3-Pieces) 1995-Up	1	

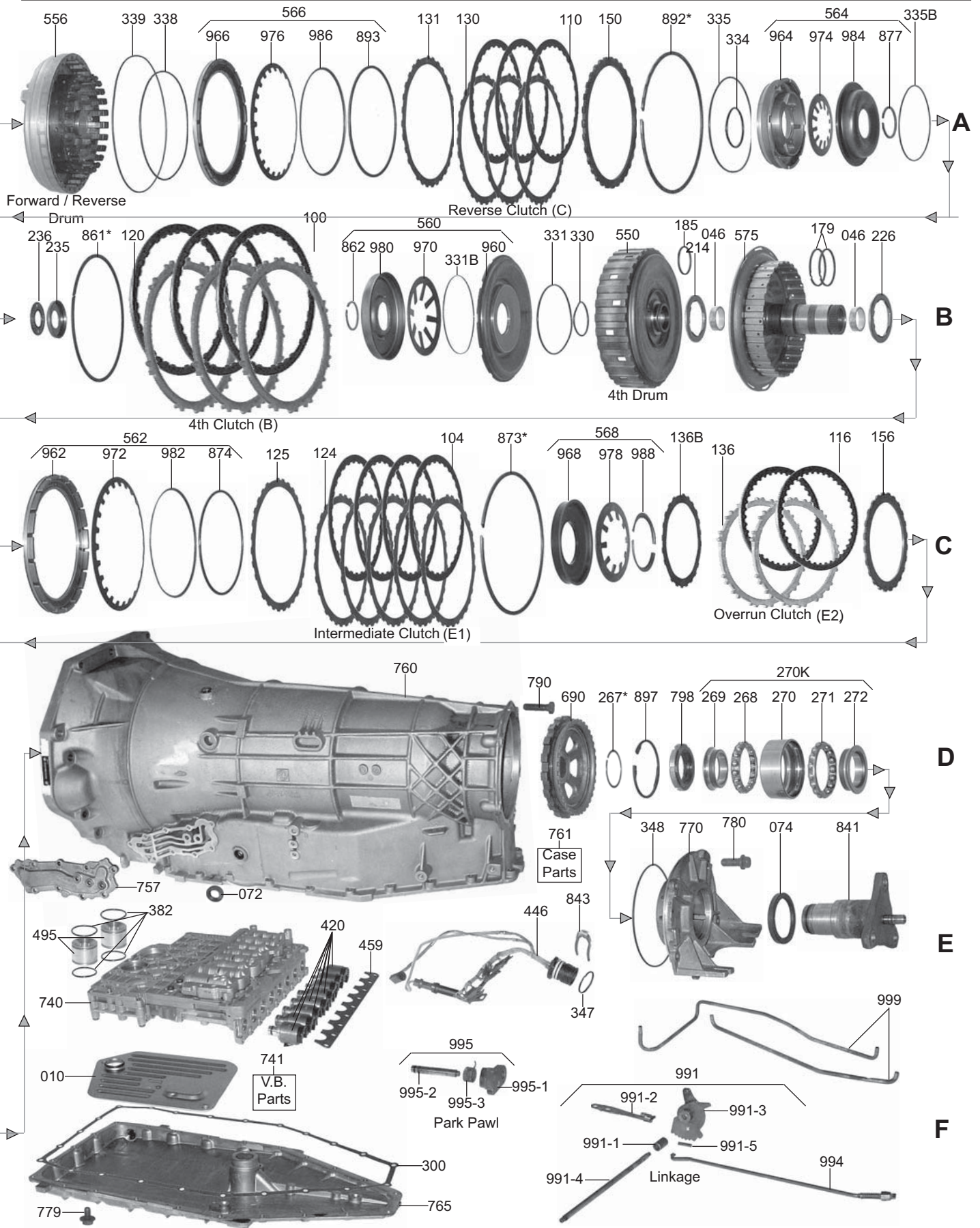
ZF5HP30

RWD 5 Speed



ZF5HP30

RWD 5 Speed



ZF5HP30

ILL#	PART#	DESCRIPTION	QTY	REF #
		OVERHAUL KITS		
	K85900JP	Overhaul Kit, [ZF5HP30] (With Pistons) 1991-Up	1	
	K85900J	Overhaul Kit, [ZF5HP30] (Without Pistons) 1991-Up	1	1055-298-019
		MASTER L/STEELS KITS		
	DK8500JP-S	Master L/Steels Kit, [ZF5HP30] (With Pistons) 1991-Up	1	
	DK8500J-S	Master L/Steels Kit, [ZF5HP30] (Without Pistons) 1991-Up	1	
		MASTER W/STEELS KITS		
	DK8500JP	Master W/Steels Kit, [ZF5HP30] (With Pistons) 1991-Up	1	
	DK8500J	Master W/Steels Kit, [ZF5HP30] (Without Pistons) 1991-Up	1	
		FILTER		
010	85710G	Filter, [ZF5HP30] 1993-Up	1	1055-298-015
		BUSHINGS		
	K85901J	Bushing Kit, [ZF5HP30] 1993-Up	1	
037	85002J	Bushing, [ZF5HP30] (Stator Tube) (Rear) (1.024"OD) 1993-Up	1	
038	85022J	Bushing, [ZF5HP30] (Input Shaft) (Rear) (.670"ID) 1993-Up	1	
042	85016J	Bushing, [ZF5HP30] (Overdrive Planet Shaft) (.950"ID) 1993-Up	2	
044	85008J	Bushing, [ZF5HP30] (Direct / Intermediate & Overrun Clutch Housing) 1993-Up	1	
046	85013J	Bushing, [ZF5HP30] (Direct Clutch Hub With Hollow Shaft) 1993-Up	2	
053	85014J	Bushing, [ZF5HP30] (Forward Planet) (1.805"ID) 1993-Up	2	
058	85015J	Bushing, [ZF5HP30] (Output Planet) (Pilot) (.655"ID) 1993-Up	1	
		METAL CLAD SEALS		
070	82151	Seal, [ZF5HP30] (Front Pump) (2.060"OD) 1993-Up	1	0750-111-254
072	85154	Seal, [ZF5HP30] (Linkage) (.710"OD) 1993-Up	2	0734319-404
074	114157	Seal, [ZF5HP30] (Extension Housing) (2WD) (2.885"OD) (.322" Thick) 1993-Up	1	
		FRICITION CLUTCHES		
100	85119	Friction, [ZF5HP30] (4th Clutch) (.062") (30-Teeth) (8.007"OD) (B-Clutch)	5	1055-271-054
102	85118	Friction, [ZF5HP30] (Overdrive Direct Clutch) (.062") (30-Teeth) (5.627"OD) (F-Clutch) 1993-Up	6	1055-270-072
104	85118	Friction, [ZF5HP30] (Intermediate Clutch) (.062") (30-Teeth) (8.007"OD) (E1-Clutch) 93-Up	5	1055-270-072
106	85119	Friction, [ZF5HP30] (Direct Clutch) (.062") (30-Teeth) (8.007"OD) (D-Clutch) 1993-Up	5-6	1055-271-054
108	85118	Friction, [ZF5HP30] (Forward Clutch) (.062") (30-Teeth) (5.627"OD) (A-Clutch) 1993-Up	5	1055-270-072
110	85119	Friction, [ZF5HP30] (Reverse Clutch) (.062") (30-Teeth) (8.007"OD) (C-Clutch) 1993-Up	3	1055-271-054
116	85119	Friction, [ZF5HP30] (Overrun Clutch) (.062") (30-Teeth) (8.007"OD) (E2-Clutch) 1993-Up	4	1055-271-054
	K85100J	Friction Module, [ZF5HP30] 1991-Up	1	
		STEEL CLUTCHES		
120	85135	Steel, [ZF5HP30] (4th Clutch) (.118") (32-Teeth) (7.170"ID) (B-Clutch) 1993-Up	5	1055-371-003
122	85137	Steel, [ZF5HP30] (Overdrive Direct Clutch) (.071") (24-Teeth) (4.688"ID) (F-Clutch) 1993-Up	6	1055-374-024
123	85143A	Steel, [ZF5HP30] (Overdrive Direct Clutch) (.032") (24-Teeth) (4.688"ID) (Waved) (F-Clutch) 1993-Up	1	1055-376-052
124	85137	Steel, [ZF5HP30] (Intermediate Clutch) (.071") (32-Teeth) (4.688"ID) (E1-Clutch) 1993-Up	5	1055-374-024
125	85136	Steel, [ZF5HP30] (Intermediate Clutch) (.038") (29-Teeth) (Waved) (E1-Clutch) 1993-Up	1	
126	85135	Steel, [ZF5HP30] (Direct Clutch) (.118") (32-Teeth) (7.170"ID) (D-Clutch) 1993-Up	5-6	1055-371-003
127	85136	Steel, [ZF5HP30] (Direct Clutch) (.038") (29-Teeth) (Waved) (D-Clutch) 1993-Up	1	
128	85122A	Steel, [ZF5HP30] (Forward Clutch) (.118") (24-Teeth) (4.690"ID) (A-Clutch) 1993-Up	5	1055-370-089
129	85143A	Steel, [ZF5HP30] (Forward Clutch) (.038") (21-Teeth) (Waved) (A-Clutch) 1993-Up	1	1055-376-052
130	85135	Steel, [ZF5HP30] (Reverse Clutch) (.118") (32-Teeth) (7.170"ID) (C-Clutch) 1993-Up	3	1055-371-003
131	85136	Steel, [ZF5HP30] (Reverse Clutch) (.038") (29-Teeth) (Waved) (C-Clutch) 1993-Up	1	
136	85135	Steel, [ZF5HP30] (Overrun Clutch) (.118") (32-Teeth) (7.170"ID) (E2-Clutch) 1993-Up	4	1055-371-003

ZF5HP30

ILL#	PART#	DESCRIPTION	QTY	REF #
		STEEL CLUTCHES (Cont)		
	K85110J	Steel Module, [ZF5HP30] 1991-Up	1	
		PRESSURE PLATES		
142	85715E	Pressure Plate, [ZF5HP30] (Overdrive Direct Clutch) (.238") (24-Teeth) (F-Clutch) 1993-Up	1	
148	85716E	Pressure Plate, [ZF5HP30] (Forward Clutch) (.118") (24-Round Tip Teeth) (4.690"ID) (A-Clutch) 1993-Up	1	
156	85122A	Pressure Plate, [ZF5HP30] (Overrun Clutch) (.118") (24-Teeth) (4.690"ID) (E2-Clutch) 1993-Up	1	
		VALVE BODY KIT		
	K85908JS	Valve Body Kit, [ZF5HP30] 1993-Up (OEM)	1	
		SEALING RINGS		
	K85903J	Ring Kit, [ZF5HP30] 1993-Up	1	
177	85300J	Ring, [ZF5HP30] (Input Shaft) 1993-Up	1	
179	85301J	Ring, [ZF5HP30] (Direct Clutch Hub With Hollow Shaft) (Teflon) 1993-Up	2	
181	85302J	Ring, [ZF5HP30] (Stator to Forward / Reverse Drum) (Teflon) 1993-Up	2	
185	85303J	Ring, [ZF5HP30] (4th Clutch Drum) (Rear) (Teflon) 1993-Up	1	
		WASHERS & BEARINGS		
	K85907J	Bearing Kit, [ZF5HP30] (11-Bearings) 1993-Up	1	
210	85441J	Race, [ZF5HP30] (Stator Tube to Forward / Reverse Drum) (Front) (1.808"OD) (1.035"ID) (Selective)	1	
211	85415J	Bearing, [ZF5HP30] (Stator Tube to Forward / Reverse Drum) (1.928"OD) (1.065"ID) 93-Up	1	
212	85442J	Race, [ZF5HP30] (Stator Tube to Forward / Reverse Drum) (Rear) (Cupped) (1.928"OD) (1.065"ID)	1	
214	85416J	Bearing W/Races, [ZF5HP30] (4th Clutch Drum to Direct Clutch Hub) (.155" Thick) (2.922"OD) (2.088"ID)	1	
219	85417J	Caged Needle Bearing, [ZF5HP30] (Presses in Overdrive Direct Drum) (Cast # HK 3512) (1.655"OD)	1	
226	85416J	Bearing W/Races, [ZF5HP30] (Direct Clutch Hub) (With Hollow Shaft to Direct / Intermediate Clutch Housing) 1993-Up	1	
231	85443J	Race, [ZF5HP30] (Forward / Reverse Drum to Forward Hub W/ Shaft) (Cupped) (1.891"OD) (.869"ID)	1	
232	85418J	Bearing, [ZF5HP30] (Forward / Reverse Drum to Forward Hub W/ Shaft) (.078" Thick), (1.56"OD) (.712"ID)	1	
235	85444J	Race, [ZF5HP30] (Forward Clutch Hub to 4th Clutch Drum) (Cupped) (1.93"OD) (1.065"ID) 1993-Up	1	
236	85419J	Bearing, [ZF5HP30] (Forward Clutch Hub to 4th Clutch Drum) (.079" Thick) (1.843"OD) (1.030"ID)	1	
237	85445J	Race, [ZF5HP30] (Forward Sun Gear to Overdrive Planet) (Front) (2.720"OD) (1.855"ID) (.058" Thick)	1	
238	85420J	Bearing, [ZF5HP30] (Forward Sun Gear to Overdrive Planet) (2.740"OD) (1.830"ID) (.155" Thick)	1	
270K	85422J	Ball Bearing Assembly, [ZF5HP30] (Extension Housing to Yoke) (5-Pieces) 1993-Up	1	
295	85423J	Caged Bearing, [ZF5HP30] (Pump Body to Converter Neck) (Cast# INA F-216974) (.550" Thick) (2.042"OD)	1	
		GASKETS & RUBBER COMPONENTS		
300	85503	Pan Gasket, [ZF5HP30] (RWD) (Fiber) 1993-Up	1	
311	64522	O-Ring, [ZF5HP30] (Pump Body to Pump Cover) 1993-Up	1	
348	85508K	O-Ring, [ZF5HP30] (Extension Housing to Case) 1993-Up	1	
381	85529K	O-Ring, [ZF5HP30] (Pump Cover to Case) 1993-Up	1	
		TECHNICAL MANUALS		
	TMZF5HP30	Repair Manual, [ZF5HP30] (RWD)	1	
	TMZF5HP30VB	Valve Body Manual, [ZF5HP30] (RWD)	1	

ZF5HP30

ILL#	PART#	DESCRIPTION	QTY	REF #
		TECHNICAL MANUALS (Cont)		
	TMZF5HP30FD	Manual, [ZF5HP30] (Functional Description)	1	
		ELECTRICAL COMPONENTS		
420	K85949J	Solenoid Kit, [ZF5HP30] (*For Units Ending In ~017~026~027~028~032~039~040) 93-Up	1	
420	K85949JA	Solenoid, Kit, [ZF5HP30] (*For Units Ending In ~010~011~029~030~031) 1993-Up	1	
	85953E	Sensor, [ZF5HP30] (Output Speed) (2-Prong) (Cast # 0501 310 401)	1	
	85953E	Sensor, [ZF5HP30] (Input Speed) (2-Prong) (Cast # 0501 310 401)	1	
446	85995J	Wire Harness, [ZF5HP30] (Internal) (16-Pin Connector With (8) 3-Wire Connectors & (2) 2-Wire Connectors) 1993-Up	1	
		HARD PARTS		
510	85912J	Pump Body, [ZF5HP30] (With Gears) (10-Bolts to Pump Cover) 1993-Up	1	
520	85913J	Pump Cover, [ZF5HP30] (Aluminum) (14-Bolts to Case) (10-3/8"OD) (2.235" Thick) 93-Up	1	
528	85913JA	Stator Support, [ZF5HP30] (Aluminum) (10-3/8"OD) (1.260"ID) (.650" Thick at Edge) 93-Up	1	
		PUMP COMPONENTS		
529	85919J	Stator Tube, [ZF5HP30] (6-1/8" Long) (5-Bolt) 1993-Up	1	
530	K85201J	Pump Gear Set, [ZF5HP30] (14-Teeth on Inner Gear) (.552" Thick) 1993-Up	1	
		HARD PARTS		
550	85732J	Drum, [ZF5HP30] (4th Clutch) (5 Clutch) (Stamped Steel) 1993-Up	1	
551	85737J	Drum, [ZF5HP30] (Overdrive Direct Clutch) (Aluminum) (6 Clutch) (6-3/8"OD) 1993-Up (Cast # 1055 476 036-7BF1) (12-Bolts to Case)	1	
556	85939	Drum, [ZF5HP30] Forward / Reverse Clutch) (Aluminum) (9"OD) 1993-Up (*Uses (5) 24-Teeth Forward Steels & (3) 32-Teeth Reverse Steels)	1	
558	85735J	Housing, [ZF5HP30] (Direct / Intermediate & Overrun Clutch) (8-9/16"OD) 1993-Up	1	
570	85740J	Hub, [ZF5HP30] (4th Clutch) (30-Clutch Teeth) (1.530" Thick) 1993-Up	1	
571	85741J	Hub, [ZF5HP30] (Overdrive Clutch) (With 1st Gear Freewheel Outer Race) (30-Clutch Splines) 1993-Up	1	
572	85742J	Hub, [ZF5HP30] (Intermediate Clutch) (Aluminum) (30-Clutch Splines) 1993-Up	1	
575	85743J	Hub W/Hollow Shaft, [ZF5HP30] (Direct Clutch) (9"OD) 1993-Up	1	
576	85744J	Hub, [ZF5HP30] (Reverse Clutch) (With 30-Clutch Teeth) (8-7/8"OD) 1993-Up	1	
580	85749J	Planet W/Shaft, [ZF5HP30] (Overdrive) (4-Gear) (1-Groove) (Uses 32-Teeth Sun Gear) 1993-Up	1	
582	85747J	Planet, [ZF5HP30] (Forward) (4-Gear) (1-Groove) (24-Lugs) (Uses 40-Teeth Sun Gear) 1993-Up	1	
584	85768J	Planet W/Shaft, [ZF5HP30] (Output) (5-Gear) (1-Groove) (Uses 38-Teeth Sun Gear) 93-Up	1	
590	85759J	Ring Gear, [ZF5HP30] (Overdrive Planet) (108-Teeth) (24-Lugs) 1993-Up	1	
592	85757J	Ring Gear, [ZF5HP30] (With Shell) (Forward Planet) (100-Teeth) (30-Outer Splines) (7-1/8"OD) 1993-Up	1	
594	85758J	Ring Gear, [ZF5HP30] (Output Planet) (97-Teeth) (15-Lugs) 1993-Up	1	
612	85753J	Sun Gear, [ZF5HP30] (Forward Planet) (40-Teeth) (1-Groove) (.904" Thick) (2.620"OD) 1993-Up	1	
614	85756J	Sun Gear, [ZF5HP30] (Overdrive & Output Planet) (32-Teeth / 38-Teeth) (No Groove) (2.498" Long) 1993-Up	1	
650	85727J	Freewheel, [ZF5HP30] (1st Gear With End Caps) (30-Elements) (1/2 Metal-1/2 Plastic Cage)	1	
652	85725J	Freewheel, [ZF5HP30] (2nd Gear With End Caps) (24-Elements) (1/2 Metal-1/2 Plastic Cage)	1	
		SPRAGS & ONE WAY CLUTCHES		
660	85729J	Inner Race, [ZF5HP30] (1st Gear Freewheel) (2.845"OD) (1.250" Thick) 1993-Up	1	
662	85755J	Inner Race, [ZF5HP30] (2nd Gear Freewheel) (1.019" Thick) 1993-Up	1	
663	85933J	Outer Race, [ZF5HP30] (2nd Gear Freewheel) (30-Clutch Splines) (1.22" Thick) (3.760"ID)	1	

ZF5HP30

ILL#	PART#	DESCRIPTION	QTY	REF #
		HARD PARTS		
670	85851J	Shaft, [ZF5HP30] (Input) (9-7/8" Long) (27-Converter Splines) 1993-Up	1	
674	85745J	Hub W/Shaft, [ZF5HP30] (Forward Clutch) (30-Teeth Clutch Splines) 1993-Up	1	
694	85810J	Retainer, [ZF5HP30] (1st Gear Freewheel) (Brass) (3.778"OD) (2.285"ID) 1993-Up	1	
695	85440J	Spacer, [ZF5HP30] (2nd Gear Freewheel) (Brass) 1993-Up	1	
699	85944J	Waved Spacer, [ZF5HP30] (Front Seal to Caged Needle Bearing) (.060" Thick) (2.045"OD)	1	
699	85945J	Flat Spacer, [ZF5HP30] (Caged Needle Bearing to Pump Body) (.185" Thick) (1.925"OD) (1.575"ID)	1	
		VALVE BODY (REBUILT)		
740	VB-9318	Valve Body, [ZF5HP30] (8-Solenoids) (Aluminum) 1993-Up	1	
		VALVE BODY		
740	85754E	Valve Body, [ZF5HP30] (8-Solenoids) (Aluminum) 1993-Up	1	
		HARD PARTS (Cont)		
757	85803J	Side Cover, [ZF5HP30] (Aluminum) (9-Bolt) (With 3-Torx Plugs) 1993-Up	1	
757	85803JA	Side Cover, [ZF5HP30] (Aluminum) (9-Bolt) (With 2-Threaded Holes For Flared Lines)	1	
760	85701J	Case, [ZF5HP30] (Starter at 3:00) (7-3/4" Top Bolts) (28-1/4" Long) 1993-Up	1	
765	85801J	Pan, [ZF5HP30] (Bottom) (Aluminum) (With Drain Plug) (20-Bolt) 1993-Up	1	
770	85704J	Extension Housing, [ZF5HP30] (2WD) (5-Bolts to Case) (With 2-Mounting Slots) 1993-Up	1	
798	85948J	Nut, [ZF5HP30] (Output Shaft Yoke) (6-Notches) (Right Hand Thread) 1993-Up	1	
841	85951J	Yoke, [ZF5HP30] (Output Shaft) (3-Bolt) (5.945" Long) 1993-Up	1	
960	85760J	Piston, [ZF5HP30] (4th Clutch) (Aluminum) (7-7/8"OD) (2.005"ID) 1993-Up	1	
961	85761J	Piston, [ZF5HP30] (F-Clutch # 961) (Bonded) (.980" Thick) (5.578"OD) (2.315"ID) 1993-Up	1	
961	K85940J	Piston Kit, [ZF5HP30] (BMW) 1993-Up (Bonded) (Contains: #961, 965 & 968)	1	
962	85762J	Piston, [ZF5HP30] (Intermediate Clutch) (Aluminum) (18-Lugs) (.595" Thick) (8-1/16"OD) (6-5/16"ID) 1993-Up	1	
964	85763J	Piston, [ZF5HP30] (Forward Clutch) (Aluminum) (Cast # 1055 470 064) (5.585"OD) (1.823"ID) 1993-Up	1	
965	85765J	Piston, [ZF5HP30] (Direct Clutch) (Bonded) 1993-Up	1	
966	85766J	Piston, [ZF5HP30] (Reverse Clutch) (Aluminum) (Cast # 1055 470 083) (8-1/16"OD) (6-5/16"ID) (.402")	1	
968	85767J	Piston, [ZF5HP30] (Overrun Clutch) (Bonded) (5.355"OD) 1993-Up	1	
970	85722J	Spring, [ZF5HP30] (4th Clutch Return) (8-Fingers) (.065" Thick) 1993-Up	1	
971	85812J	Spring, [ZF5HP30] (Overdrive Direct Clutch Return) (12-Fingers) (.078" Thick) (5.035"OD) 1993-Up	1	
972	85723J	Spring, [ZF5HP30] (Intermediate Return) (24-Fingers) (7-1/2"OD) 1993-Up	1	
974	85720J	Spring, [ZF5HP30] (Forward Clutch Return) (12-Fingers) (.063" Thick) (3.915"OD) 1993-Up	1	
975	85724J	Spring, [ZF5HP30] (Direct Clutch Return) (12-Fingers) (.055" Thick) (5.100"OD) 1993-Up	1	
976	85723J	Spring, [ZF5HP30] (Reverse Clutch Return) (24-Fingers) (7-1/2"OD)	1	
978	85813J	Spring, [ZF5HP30] (Overrun Clutch Return) (10-Fingers) (4.875"OD) (.065" Thick) 1993-Up	1	
980	85930J	Retainer, [ZF5HP30] (4th Clutch Return Spring) (5.418"OD) 1993-Up	1	
981	85931J	Retainer, [ZF5HP30] (Overdrive Clutch Return Spring) (2-Pieces) 1993-Up	1	
982	85932J	Retainer, [ZF5HP30] (Intermediate Clutch Spring Snap Ring) (Stepped) (6-9/16"OD) (.132" Thick)	1	
984	85920J	Retainer, [ZF5HP30] (Forward Clutch Return Spring) (5.110"OD) (1.730"ID) 1993-Up	1	
985	85934J	Retainer, [ZF5HP30] (Holds Direct Clutch Return Spring In) (2-Pieces)	1	
986	85932J	Retainer, [ZF5HP30] (Reverse Clutch Spring Snap Ring) (Stepped) (6-9/16"OD) (.132" Thick)	1	
988	85934J	Retainer, [ZF5HP30] (Holds Overrun Clutch Return Spring in) (2-Pieces)	1	

IMPORTS

Vehicle to Transmission Guide

Model	Yrs	Eng.Type	Trans.	Pg#
ACURA				
2.2CL	96-97	L4/ 2.2L	A6VA	64
2.3CL	98	L4/ 2.3L	B6VA	96
3.0CL	96-99	V6/ 3.0L	M7ZA	104
3.2CL	01-02	V6/ 3.2L	MGFA	106
2.5TL	95-98	L5/ 2.5L	M1WA	120
3.2TL	96-99	V6/ 3.2L	M5HA	122
3.2TL	00	V6/ 3.2L	M7WA	104
3.2TL	01-03	V6/ 3.2L	B7WA	104
3.2TL	04	V6/ 3.2L	BDGA	106
3.5RL	96-08	V6/ 3.5L	M5DA	122
INTEGRA	86-87	L4/ 1.6L	CA	48
INTEGRA	88-89	L4/ 1.6L	P1	48
INTEGRA	90	L4/ 1.8L	RO	88
INTEGRA	91-93	L4/ 1.8L	MPRA	88
INTEGRA	94-98	L4/ 1.8L	MP7A,SP7A,S4XA	74
INTEGRA	00-Up	L4/ 1.8L	SKWA	74
LEGEND	86-87	V6/ 2.5L	G4	48
LEGEND	87-89	V6/ 2.7L	L5	48
LEGEND	90	V6/ 2.7L	PL5X	48
LEGEND	91-95	V6/ 2.7, 3.2L	MPYA	120
MDX	01-02	V6/ 3.5L	MGHA / BGHA	106
MDX	03-04	V6/ 3.5L	MDKA	106
NSX	91-98	V6/ 3.0L	MR9A	47
RSX	02-04	L4/ 2.0L	MRMA	106
TSX	04	L4/ 2.4L	MCTA	106
VIGOR	92-94	L5/ 2.5L	MPWA	64
AUDI				
80	88-90	L4/ 2.0L	089	440
80	88-90	L5/ 2.3L	087	440
80 (3-Spd)	91-92	L4/ 2.0L	089	440
80 (4-Spd)	91-92	L5/ 2.3L	097	448
90	88-90	L5/ 2.3L	087	440
90	91-92	L5/ 2.3L	097	448
90	93-95	V6/ 2.6, 2.8L	097	448
100	70-75	L4	VW 003	438
100	89-90	L5/ 2.3L	087	440
100	91	L5/ 2.3L	097	448
100	92-94	V6/ 2.6, 2.8L	ZF4HP18	478
200	89-91	L4	087	440
4000	80-82	L5/ 2.1L	087	440
4000	80-87	L4/ 1.6, 1.7, 1.8L	089	440
5000	78-88	L5/ 2.1, 2.2, 2.3L	087	440
A4	96-02	L4/1.8L, V6/2.8L	ZF5HP19	494
A4	03-04	L4/1.8L, V6/3.0L	ZF5HP19	494
A6	95-97	V6/ 2.8L	ZF4HP18	478
A6	98-04	V6/ 2.8, 3.0, 2.7L	ZF5HP19	494
A8	97-03	V8/ 3.7, 4.2L	ZF5HP19	494
CABRIOLET	94-98	V6/ 2.8L	097	448
COUPE	81-87	L5/ 2.1, 2.2L	087	440

Model	Yrs	Eng. Type	Trans.	Pg#
AUDI (Cont)				
FOX	73-75	L4	VW 003	438
FOX	76-79	L4	087	440
S6 / RS6	04	V8/ 4.2L	ZF5HP24	504
A8 AWD	90-94	V8/ 3.6, 4.2L	ZF4HP24	468
A8 AWD	97-Up	V8/ 3.7, 4.2L	ZF5HP24	504
CHRYSLER, DODGE, PLYMOUTH, EAGLE				
2000 GTX	89-94	2.0L Inline 4cyl	KM175-5	176
2000 GTX	92-94	2.0L Inline 4cyl	W4A32-1	178
300C	05-Up	V8/ 5.7L	722.6	168
COLT	85-88	1.5L Inline 4cyl	KM171-1	176
COLT	85-88	1.6L Inline 4cyl	KM171-2	176
COLT VISTA	84-88	2.0L Inline 4cyl	KM172-0	176
COLT VISTA	89-92	1.5L Inline 4cyl	KM171-5	176
COLT VISTA	92-94	1.8L Inline 4cyl	KM175-5	176
COLT VISTA	92-94	2.4L Inline 4cyl	KM177-8	176
COLT VISTA	92-94	1.8L, 2.4L	W4A32-1	178
COLT CHAMP	79-81	1.5L Inline 4cyl	KM170	176
COLT CHAMP	81-84	1.5L Inline 4cyl	KM170-1	176
COLT	89-97	1.5L Inline 4cyl	KM171-5	176
COLT	91-92	1.5L Inline 4cyl	KM176-5	176
COLT	93-97	1.8L Inline 4cyl	KM175-5	176
CONQUEST	84-89	2.6L	4N71B	226
CROSSFIRE	04-Up	V6/ 3.2L	722.6	168
LASER	90-94	1.8L, 2.0L	KM175-5	176
LASER	91-98	2.0L Inline 4cyl	F4A33-1	178
LASER	92-98	2.0L Inline 4cyl	W4A33-1	178
MAGNUM	04-Up	V8/ 5.7L	722.6	168
PREMIER	88-92	V6/ 3.0L	ZF4HP18	478
SEBRING	01-Up	V6/ 3.1L	F4A51-2	204
SEBRING(SOHC)	01-04	L4/ 2.4L	F4A42-2	204
STEALTH	91-97	V6/ 3.0L	F4A33-1	178
STRATUS(SOHC)	01-04	L4/ 2.4L	F4A42-2	204
STATUS	01-04	V6/ 3.0L	F4A51-2	204
SUMMIT	89-90	4-Spd 1.6L	KM176-5	176
SUMMIT	89-97	3-Spd 1.5L	KM171-5	176
SUMMIT	91-92	4-Spd 1.5L	KM176-5	176
SUMMIT WAGON	95-97	1.8L Inline 4cyl	KM175-5	176
SUMMIT WAGON	95-97	2.4L Inline 4cyl	KM177-8	176
SUMMIT WAGON	95-97	1.8L, 2.4L	W4A32-1	178
TALON	91-92	Without Turbo	KM175-5	176
TALON	91-Up	W/Turbo V eng	F4A33-1	178
TALON	90-94	1.8, 2.0L	KM175-5	176
TALON	91-Up	2.0L	F4A33-1	178
TALON	92-Up	2.0L, AWD	W4A33-1	178
FIAT				
STRADA	79-81	ALL	VW 010	440
FORD, LINCOLN, MERCURY				
X 1/9	76-82	ALL	VW 010	440
ASPIRE	94-99	L4/ 1.6L	JATCO F3A	132

IMPORTS

Vehicle to Transmission Guide

Model	Yrs	Eng.Type	Trans.	Pg#
FORD, LINCOLN, MERCURY (Cont)				
CONTINENTAL	84-86	Diesel	ZF4HP22	468
COURIER	73-82	ALL	L3N71B	226
FESTIVA	87-93	L4/ 1.6L	JATCO F3A	132
GRANADA	77-80	2.5L	L3N71B	226
MARK VII (DIESEL)	84-85	ALL	ZF4HP22	468
MONARCH	77-80	4.1L	L3N71B	226
LAZER,TRACER	87-90	L4/ 1.6L	JATCO F3A	132
VILLAGER	93-99	V6/ 3.0, 3.3L	RE4F04A /V	280
FUSO				
TRUCK F6,FE,FH,FK	88-94	ALL	JR403E	238
GEO				
NOVA	85-92	L4/ 1.6L	MS7 (A240E)	380
NOVA	85-98	L4/ 1.6L	MX1 (A131L)	376
PRIZM	85-92	L4/ 1.6L	MS7 (A240E)	380
PRIZM	85-98	L4/ 1.6L	MX1 (A131L)	376
PRIZM	93-98	L4/ 1.6, 1.8L	MS7 (A240E)	380
SPECTRUM	85-89	L4/ 1.5L	F3A	132
STORM	90-93	L4/ 1.6, 1.8L	F3A	132
STORM	90-93	L4/ 1.6, 1.8L	JF403E	280
HONDA				
ACCORD	76-78	L4/ 1.6, 1.8L	2 Speed	43
ACCORD	79-82	L4/ 1.8L	3 Speed	44
ACCORD	83	L4/ 1.8L	AK	48
ACCORD	84-85	L4/ 1.8L	AS	48
ACCORD	86-89	L4/ 2.0L	F4	48
ACCORD	90	L4/ 2.2L	PX4B	64
ACCORD	91	L4/ 2.2L	MPXA	64
ACCORD	91-92	L4/ 2.2L	APX4	64
ACCORD	92	L4/ 2.2L	MPWA	64
ACCORD	93	L4/ 2.2L	MPXA	64
ACCORD	94-97	L4/ 2.2L	MPOA,AOYA,BOYA	64
ACCORD	95-97	V6/ 2.7L	MPZA	96
ACCORD	98-02	L4/ 2.3L	BAXA	96
ACCORD	98-02	V6/ 3.0L	B7XA	104
ACCORD	03-Up	L4/ 2.4L	BCLA / MCLA	104
ACCORD	03-Up	V6/ 3.0L	BAYA / MAYA	104
ACCORD WAGON	91	L4/ 2.2L	APXA	64
CIVIC	73-80	L4/ 1.2, 1.5L	2 Speed	43
CIVIC	92-95	L4/ 1.5, 1.6L	A24A / A2YA	74
CIVIC	96	L4/ 1.6L	A4RA	74
CIVIC	97-98	L4/ 1.6L	B4RA,B46A,M4RA	74
CIVIC	99-00	L4/ 1.6L	B4RA,BDRA,S4RA	74
CIVIC	01-04	L4/ 1.7L	BMXA / SLXA	74
CIVIC, CRX	81-85	L4/ 1.3, 1.5L	3 Speed	44
CIVIC, CRX	86-87	L4/ 1.5L	CA	48
CIVIC, CRX	88-91	L4/ 1.5, 1.6L	L4	48
CR-V	97-98	L4/ 2.0L	M47A / MDLA	74
DEL SOL	93-97	L4/ 1.6L	M24A / S24A	74
ELEMENT	03-04	L4/ 2.4L	BZKA / MZKA	106

Model	Yrs	Eng.Type	Trans.	Pg#
HONDA (Cont)				
ODYSSEY	95-97	L4/ 2.2, 2.3L	MPJA	64
ODYSSEY	98	L4/ 2.3L	MDWA	96
ODYSSEY	99-01	V6/ 3.0L	B7YA	104
ODYSSEY	02-Up	V6/ 3.5L	BYBA	104
PILOT	03-Up	V6/ 3.5L	BVGA	104
PRELUDE	80-82	L4/ 1.8L	3 Speed	44
PRELUDE	83-85	L4/ 1.8L	AS	48
PRELUDE	85-87	L4/ 2.0L	F4	48
PRELUDE	88-89	L4/ 2.0L	K4	48
PRELUDE	90-91	L4/ 2.0, 2.1	PY8A / MY8A	48
PRELUDE	92-96	L4/ 2.2, 2.3L	MP1A	64
PRELUDE	97-01	L4/ 2.2L	M6HA	96
HYUNDAI				
ACCENT	95-99	L4/ 1.5L	A4AF1 /A4AF2	178
ACCENT	00-04	L4/ 1.5, 1.6L	A4BF-3	178
ELANTRA	92-96	L4/ 1.5, 1.6L	KM176-5	176
ELANTRA	92-96	L4/ 1.8L	KM175-5	176
ELANTRA	96-99	L4/ 1.8L	A4BF-1	178
ELANTRA	00	L4/ 1.8, 2.0L	A4BF-3	178
ELANTRA	01-Up	L4/ 2.0L	F4A42	204
EXCEL	86	L4/ 1.5L	KM170-1	176
EXCEL	87-88	L4/ 1.5L	KM171-1	176
EXCEL	89	L4/ 1.5L	KM171-5	176
EXCEL	90-95	L4/ 1.5L	KM176-5	176
SANTA FE	01-04	L4/2.4, V6/2.7L	F4A51	204
SANTA FE	04-Up	V6/ 3.5L	F5A51	204
SCOUPE	91-92	L4/ 1.5L	KM176-5	176
SCOUPE	93-95	L4/ 1.5L	A4AF1	178
SONATA(Korean)	89-1/90	L4/ 2.4L	KM175-2	176
SONATA(Canad)	89-4/90	L4/ 2.4L	KM175-2	176
SONATA(Korean)	1/90-93	L4/ 2.4L	KM175-5	176
SONATA(Canad)	4/90-93	L4/ 2.4L	KM175-5	176
SONATA	90-93	V6/ 3.0L	KM177-8	176
SONATA	91-98	L4/ 2.0L	KM175-5	176
SONATA	94-98	V6/ 3.0L	F4A33-1	178
SONATA	99-03	L4/ 2.4, V6/2.5L	F4A42	204
TIBURON	97-5/99	L4/ 2.0L	A4BF-1	178
TIBURON	6/99-02	L4/ 1.8, 2.0L	A4BF-3	178
TIBURON	03-04	L4/2.0,V6/2.7L	F4A42	204
XG300	01	3.5L	F5A51	204
XG350	02-Up	3.5L	F5A51	204
INFINITI				
FX35	03-Up	V6/ 3.5L	RE5R05A	252
FX45	03-Up	V8/ 4.5L	RE5R05A	252
G20	91-93	L4/ 2.0L	RL4F03A /V	278
G20	94-99	L4/ 2.0L	RE4F03A /V	278
G20	00-02	L4/ 2.0L	RE4F03B	278
G35	03-Up	V6/ 3.5L	RE5R05A	252
I30	95-98	V6/ 3.0L	RE4F04A	280

IMPORTS

Vehicle to Transmission Guide

Model	Yrs	Eng.Type	Trans.	Pg#
INFINITI (Cont)				
I35	03-Up	V6/ 3.5L	RE4F04B	280
J30	92-97	V6/ 3.0L	RE4R01A	236
M30	90-92	V6/ 3.0L	RE4R01A	236
M45	03-Up	V8/ 4.5L	RE5R05A	252
Q45	90-01	V8/ 4.5, 4.1L	RE4R03A	278
Q45	91-99	V8/ 4.1L	RE5R01A	252
Q45	02-Up	V8/ 4.5L	RE5R05A	252
QX4	97-98	V6/ 3.3L	RE4R01A	236
QX56	04-Up	V8/ 5.6L	RE5R05A	252
ISUZU				
AMIGO	92-94	L6/ 2.6L	03-72 (A44DL)	328
I-MARK	81-84	L4/ 1.8L	A40 / A41	328
I-MARK	85-89	L4/ 1.5L	F3A	132
IMPULSE	83-87	L4/ 2.0L	03-70(A42D)	328
IMPULSE	86-89	L4/ 2.0, 2.3L	03-72L(A44DL)	328
IMPULSE	90-92	L4/ 1.8L	JF403E	280
OASIS	96-98	L4/ 2.2, 2.3L	MPJA / MDWA	64
PICKUP	83-87	L4/ 2.0, 2.3L	A40 / A41	328
PICKUP	88-95	V6/ 3.1L	03-72L(A44DL)	328
STYLUS	91-93	L4/ 1.6L	F3A	132
TRUCK NPR	88-99	L4/ 3.2L	JR403E	238
TRUCK NPR	99-03	L4/ 4.75L	AW450-43LE	6
JAGUAR				
VANDEN PLAS	98-02	V8/ 4.0L	ZF5HP24	504
X-TYPE	02-Up	ALL	JF506E	140
XJ6	88-94	L6/ 4.2L	ZF4HP22	468
XJ6	95-97	L6/ 3.2L	ZF4HP22	468
XJ6	96-97	L6/ 4.0L	ZF4HP24	468
XJ8, XJL	98	V8/ 4.0L	ZF5HP24	504
XJR	98	V8/ 4.0L	ZF5HP30	512
XJ, VANDEN PL	03	V8/ 4.0L	ZF5HP24	504
XK8	97-98	V8/ 4.0L	ZF5HP24	504
JEEP				
CHEROKEE	87-01	L6/ 4.0, L4/2.5L	30-40LE	342
COMANCHE	87-93	L6/ 4.0L	30-40LE	342
GRAND CHEROKEE	91-93	L6/ 4.0L	30-40LE	342
GRAND CHEROKEE	02	L6/ 2.4L	722.6	168
KIA				
AMANTI	04-Up	V6/ 3.5L	F5A51	204
OPTIMA	01-Up	2.4, V6/2.5, 2.7L	F4A42	204
SEDONA	02-Up	V6/ 3.5L	F5A51	204
SORENTO	03-Up	V6/ 3.5L	03-72LE(A44DE)	328
SPORTAGE	97-98	L4/ 2.0L	03-72LE(A44DE)	328
LAND ROVER				
DISCOVERY	95-98	ALL	ZF4HP22 / 24	468
FREELANDER	02-Up	ALL	JF506E	140
RANGE ROVER	87-02	ALL	ZF4HP22/ 24	468
RANGE ROVER	03-Up	V8/ 4.4L	ZF5HP24	504

Model	Yrs	Eng.Type	Trans.	Pg#
LEXUS				
ES250	90-91	V6/ 2.5L	A540E	394
ES300	92-93	V6-2.5L	A540E	394
ES300	94-01	V6/ 3.0L	A541E	394
ES300	99-01	V6/ 3.0L	U140E	406
ES300	02-03	V6/ 3.0L	U150E	408
ES300	04-Up	V6/ 3.3L	U151E	408
GS300	93-95	L6/ 3.0L	A340E	342
GS300	96-98	L6/ 3.0L	A350E	342
GS300	98-Up	L6/ 3.0L	A650E	364
GS400	98	V8/ 4.0L	A350E	342
GS400	98-Up	V8/ 4.0L	A650E	364
GS430	01-Up	V8/ 4.3L	A650E	364
GX470	03-Up	V8/ 4.7L	A750E	365
IS300	01-Up	L6/ 3.0L	A650E	364
LS400	90-97	V8/ 4.0L	A341E	342
LS400	98-00	V8/ 4.0L	A650E	364
LS430	01-03	V8/ 4.3L	A650E	364
LS430	04-Up	V8/ 4.3L	A761E	365
LX450	96-97	L6/ 4.2L	A343F	342
LX470	03-Up	V8/ 4.7L	A750F	365
RX300	98-03	V6/ 3.0L	U140F	406
RX300	98-03	V6/ 3.0L	U140E	406
RX330	04-Up	V6/ 3.3L	U151E	408
RX330	04-Up	V6/ 3.3L	U151F	408
SC300	92.-98	L6/ 3.0L	A340E	342
SC400	92-97	V8/ 4.0L	A341E	342
SC400	98-Up	V8/ 4.0L	A650E	364
SC430	01-Up	V8/ 4.3L	A650E	364
MASERATI				
323	86-88	L4/ 1.6L	F3A	132
MAZDA				
3	04-Up	L4/ 2.0, 2.3L	FN4A-EL	226
323	86-88	L4/ 1.6L	F3A	132
6	03-Up	L4/ 2.3L	FN4A-EL	226
6	03-Up	V6/ 3.0L	JF506E	140
626	83-86	L4/ 2.0L	F3A	132
929	88-91	V6/ 3.0L	N4A-EL	226
929	92-95	V6/ 3.0L	R4A-EL	236
GLC	81-85	ALL	F3A	132
MIATA	89-92	ALL	N4A-EL	226
MIATA	91-97	L4/ 1.8L	L4N71B	226
MIATA	98-Up	L4/ 1.8L	A44DE	328
MPV (VAN)	89-95	L4/ 2.6L	L4N71B	226
MPV (VAN)	89-99	V6/ 3.0L	R4A-EL	236
MPV (VAN)	02-Up	V6/ 3.0L	5F31J	140
PICKUP	86-89	L4/2.0, 2.2, 2.6L	3N71B	226
PICKUP	74-87	ALL	3N71B	226
PICKUP	90-93	L4/ 2.2, 2.6L	L4N71B	226

IMPORTS

Vehicle to Transmission Guide

Model	Yrs	Eng.Type	Trans.	Pg#
NISSAN / DATSUN (Cont)				
PULSAR	88-90	L4/ 1.8L	RL4F02A	268
QUEST	93-02	V6/ 3.0, 3.3L	RE4F04A	268
QUEST S	04-Up	V6/ 3.5L	RE4F04A	268
QUEST SE	04-Up	V6/ 3.5L	AW55-50SN	22
SENTRA	82-92	L4/1.5, 1.6, 2.0L	RL3F01A	262
SENTRA	91-92	L4/ 2.0L	RL4F03A	278
SENTRA	91-98	L4/ 1.6L	RL4F03A	278
SENTRA	93-01	L4/ 2.0L	RE4F03A	278
SENTRA SE	00-Up	L4/ 2.5L	RE4F04B	280
STANZA	82-5	L4/ 2.0L	RL3F01A	262
STANZA	86-89	L4/ 2.0L	RL4F02A	268
STANZA	90-92	L4/ 2.4L	RE4F02A	268
TITan	04-Up	V8/ 5.6L	RE5R05A	252
VAN	87-1/89	L4/ 2.4L	L4N71B	226
VAN	1/89-3/89	L4/ 2.4L	RE4R01A	236
XTERRA	00-Up	V6/ 3.3L	RE4R01A	236
OPEL				
ASTRA	89-Up	4 Spd / FWD	AW50-40LE	12
ASTRA/CORSA	93-Up	4 Spd / FWD	AW60-40LE	32
CALIBRA,CAVALIER	89-Up	4 Spd / FWD	AW50-40LE	12
TIGRA, VECTRA	89-Up	4 Spd / FWD	AW50-40LE	12
PEUGOT				
405	89-91	4 Spd/ FWD 1.9L	ZF4HP14	478
505	84-91	4 Spd/ RWD 2.2L	ZF4HP22	468
PONTIAC				
VIBE	03-Up	L4/ 1.8L	A246	380
VIBE	03-Up	L4/ 1.8L	U240E	406
VIBE	03-Up	L4/ 1.8L	U341F	422
PORSCHE				
911	91-96	4 Spd / FWD	ZF4HP22	468
924, 944	76-91	3 Spd / FWD	VW010, 087	440
928, 928S, S4	78-82	4 Spd / FWD	722.2	152
928, 928S, S4	83-Up	4 Spd / FWD	722.3	158
928S4, GTS	91-95	4 Spd / FWD	ZF4HP24	468
944	91-92	4 Spd / FWD	ZF4HP18FLA	480
968	92-95	4 Spd / FWD	ZF4HP18FLA	480
RENAULT				
ALLIANCE	83-Up	3 Spd / FWD	MB1, MJ3	294
ENCORE	83-Up	3 Spd / FWD	MB1, MJ3	294
FUEGO	84-Up	3 Spd / FWD	MB1, MJ3	294
FUEGO/SW	84-Up	3 Spd / FWD	MJ3	294
MEDALION	88-89	3 Spd / FWD	MJ3	294
SAAB				
9000S	87-97	4 Spd / FWD	ZF4HP18Q	482
900	94-97	4 Spd / FWD	AW50-40	12
9'3	98-03	L4/ 2.0, 2.3L	AW50-42LE	12
9'3	03-Up	L4/ 2.0L	AW55-50SN	22
9'5	98	V6/ 3.0L	AW50-42LE	12

Model	Yrs	Eng.Type	Trans.	Pg#
SAAB (Cont)				
9'5	98-99	L4/ 2.3L	AW50-42LE	12
9'5	02-Up	L4/2.3, V6/3.0	AW55-50SN	22
SATURN				
ION	03-Up	L4/ 2.2L	AF33-5	22
VUE	02-Up	V6/ 3.0, 3.5L	AW55-50SN	22
SUBARU				
1600 DL, 1800	75-85	3 Spd / FWD	M41	300
BAJA	03-Up	2.5L	R4AX-EL	310
FORESTER	93-Up	2.5L	R4AX-EL	310
IMPREZA	93-Up	1.8, 2.2, 2.5L	R4AX-EL	310
JUSTY	90-94	1.2, 2.3L	ECVT	322
LEGACY	90-Up	2.0, 2.2, 2.5L	R4AX-EL	310
LOYALE	85-94	1.8L	M 41	300
LOYALE (Turbo)	88-90	1.8L	R4AX-EL	310
LOYALE (S/W)	89-Up		R4AX-EL	310
OUTBACK	00-Up	2.5L, 3.0L	R4AX-EL	310
SVX	92-97	3.0, 3.3L	R4AX-EL	310
SW4DGL,3DGL	83-Up	3 Spd / FWD	M41, M41A	300
XT 3-Spd	85-87	1.8L, 2.7L	M41	300
XT 4-Spd	87-91	1.8L, 2.7L	R4AX-EL	310
SUZUKI				
AERIO	02-03	L4/ 2.0L	AW60-40LE	32
AERIO	04-Up	L4/ 2.3L	AW50-42LE	12
ESTEEM	95-98	L4/ 1.6L	AW60-40LE	32
SAMURAI	85-94	4 Spd / FWD	A440F	358
SIDEKICK(4-DR)	92-98	L4/ 1.6L	03-72E(A44DE)	328
VITARA	99-Up	1.8, 2.0, 2.5L	03-72E(A44DE)	328
GRAND VITARA	99-Up	1.8, 2.0, 2.5L	03-72E(A44DE)	328
XL-7	01-Up	V6, 2.7L	03-72E(A44DE)	328
X-90	95-98	L4/ 1.6L	03-72E(A44DE)	328
TOYOTA				
4 RUNNER	85-89	L4/2.4,V6/3.0L	A340H	342
4 RUNNER	89-91	L4/ 2.4L	A44D	328
4 RUNNER	89-97	L4/2.4, V6/3.0	A340E	342
4 RUNNER	90-94	V6/ 3.0L	A340H	342
4 RUNNER	95-97	V6/ 3.0L	A340F	342
4 RUNNER	98-Up	L4/2.7, V6/3.4L	A340E	342
4 RUNNER	98-Up	L4/2.7, V6/3.4L	A340F	342
4 RUNNER	03-04	V8/ 4.7L	A750E/F	365
AVALON	95-98	V6/ 3.0L	A541E	394
CAMRY	83-98	L4/1.8, 2.0, 2.2	A140E/L	378
CAMRY	88-93	V6/ 3.0L	A540E	394
CAMRY	90-91	V6/ 3.0L	A540H	394
CAMRY	94.01	V6/ 3.0L	A541E	394
CAMRY	02-Up	L4/ 2.4L	U241E	406
CAMRY	02	V6/ 3.0L	U140E	406
CAMRY	03-Up	V6/3.0L, 3.3L	U151E	408
CELICA	80	L4/ 2.2L	A40	328

IMPORTS

Vehicle to Transmission Guide

Model	Yrs	Eng.Type	Trans.	Pg#
TOYOTA (Cont)				
CELICA	81-85	L4/ 2.4L	A40D	328
CELICA	86-89	L4/ 2.0L	A140E/L	378
CELICA GT	90-93	L4/ 2.0L	A243L	380
CELICA GT	94-98	L4/ 2.0L	A140E	378
CELICA GT	00-Up	L4/ 1.8L	U341E	422
CELICA GTS	90-93	L4/ 2.2L	A241E	380
CELICA GTS	00-Up	L4/ 1.8L	U240E	406
CELICA ST	90-93	L4/ 2.2L	A241L	380
CELICA ST	94-98	L4/ 2.2L	A246E	380
COROLLA	80-81	L4/ 1.8L	A40	328
COROLLA	82-83	L4/ 1.6, 1.8L	A41	328
COROLLA	82-83	L4/ 1.6, 1.8L	A40D	328
COROLLA	84-85	L4/ 1.8L	A130L	376
COROLLA	84-87	L4/ 1.6L	A42DL	328
COROLLA	84-98	L4/ 1.6, 1.8L	A131L	376
COROLLA	85-92	L4/ 1.6L	A240L	380
COROLLA	90-92	L4/ 1.6L	A241H	380
COROLLA	93-Up	L4/ 1.6, 1.8L	A245E	380
COROLLA FX	87-89	L4/ 1.6L	A240E	380
CRESSIDA	81	L6/ 2.8L	A43D	328
CRESSIDA	82	L6/ 2.8L	A43DL	328
CRESSIDA	83-86	L6/ 2.8L	A43DE	328
CRESSIDA	87-92	L6/ 2.8, 3.0L	A340E	342
ECHO	00-Up	L4/ 1.5L	U341E	422
HIGHLANDER	01-03	L4/2.4, V6/3.0	U140E/F	406
HIGHLANDER	04-Up	L4/ 2.4L	U241E	406
HIGHLANDER	04-Up	L4/ 2.4L	U140F	406
HIGHLANDER	04-Up	V6/ 3.3L	U151E/F	408
LAND CRUISER	88-92	L6/ 4.0, 4.2L	A440F	358
LAND CRUISER	93-1/95	L6/ 4.5L	A442F	358
LAND CRUISER	1/95-02	L6/4.5, V8/4.7L	A343F	342
LAND CRUISER	03-Up	V8/ 4.7L	A750F	365
MR2	86	L4/ 1.6L	A141E	378
MR2	87-88	L4/ 1.6L	A240E	380
MR2	88-89	L4/ 1.6L	A241E	380
MR2	89-95	L4/ 2.2L	A241E	380
PASEO	92-98	L4/ 1.5L	A244E	380
PICKUP	80	L4/ 2.2L	A40	328
PICKUP	81	L4/ 2.4L	A43	328
PICKUP	82-84	L4/ 2.4L	A43D	328
PICKUP	85-89	L4/2.4, V6/3.0L	A340H	342
PICKUP	90-94	L4/ 2.4L	A340F	342
PICKUP	90-94	V6/ 3.0L	A340H	342
PICKUP (T100)	93-98	L4/2.7, V6/3.0L	A340E/ F	342
P/U TACOMA	85-Up	L4/2.7, V6/3.0L	A340F	342
P/U TACOMA	89-Up	L4/2.4, V6/3.0L	A340E	342
P/U TACOMA	95-Up	L4/2.7, V6/3.4L	A340F	342
PREVIA	91-97	L4/ 2.4L	A46DE	328
PREVIA	91-97	L4/ 2.4L	A46DF	328

Model	Yrs	Eng.Type	Trans.	Pg#
TOYOTA (Cont)				
PREVIA	93-97	L4/ 2.4L	A340E /F	342
RAV4 (FWD)	96-97	L4/2.0L	A241E	380
RAV4 (4WD)	96-98	L4/ 2.0L	A540H	394
RAV4	98-99	L4/ 2.0L	A247E	380
RAV4	00-Up	L4/2.0, 2.4L	U140F	406
RAV4	00-Up	L4/2.0, 2.4L	U241E	406
SCION xA/ xB	04-Up	L4/ 1.5L	U340E	422
SEQUIOA	01-Up	V8/ 4.7L	A340E /F	342
SIENNA	98-00	V6/ 3.0L	A540E	394
SIENNA	01-03	V6/ 3.0L	A541E	394
SIENNA	04-Up	V6/ 3.3L	U151E/F	408
SOLARA	98-01	L4/ 2.0L	A140E	378
SOLARA	98-03	V6/ 3.0L	A541E	394
SOLARA	02-Up	L4/ 2.4L	U241E	406
SOLARA	04-Up	V6/ 3.3L	U151E	408
SUPRA	80	L6/ 2.6L	A40D	328
SUPRA	81	L6/ 2.8L	A43D	328
SUPRA	82	L6/ 2.8L	A43DL	328
SUPRA	83-85	L6/ 2.8L	A43DE	328
SUPRA	86-98	L6/ 3.0L	A340E	342
SUPRA	93-98	L6/ 3.0L	A341E	342
TERCEL	80-86	L4/ 1.5L	A55	374
TERCEL	83-88	L4/ 1.5L	A55F	374
TERCEL	87	L4/ 1.5L	A132L	376
TERCEL	87	L4/ 1.5L	A55	374
TERCEL	88-89	L4/ 1.5L	A132L	376
TERCEL	95-98	L4/ 1.5L	A242L	380
TUNDRA	00-Up	V6/3.4, V8/4.7	A343E /F	342
VAN	84-86	L4/2.0, 2.2L	A44DL	328
VAN	87-89	L4/ 2.2L	A45DL	328
VAN	87-89	L4/ 2.2L	A45DF	328
VOLKSWAGEN				
BETLE	98-04	L4/1.9, 2.0L	096	448
CABRIO	95-01	L4/ 2.0L	096	448
CABRIOLET	85-92	L4 / 1.8L	010	440
CORRADO	90-95	L4/1.8, V6/2.8	095 / 096	448
EUROVAN	92-99	ALL	098	448
GOLF	85-92	L4/1.8, 2.0	010	440
GOLF	93-03	L4/1.8,1.9,2.0	096	448
GOLF	04-Up	L4/1.9 DIESEL	09A (JF506E)	140
GTI	99-01	L4/1.8, V6/2.8	096	448
GTI	02-Up	L4/ 1.8L	09A (JF506E)	140
JETTA	80-92	L4/1.6,1.7,1.8	010	440
JETTA	93-03	L4/1.8,1.9,2.0	096	448
JETTA	02-03	L4/1.8, V6/2.8	09A (JF506E)	140
JETTA GLX	94-98	V6/ 2.8L	096	448
PASSAT	90-97	L4/2.0, V6/2.8	095, 096, 097	448
PASSAT	98-Up	L4/1.8, V6/2.8	ZF5HP19FLA	494
QUANTUM	82-86	L4/1.6, 1.7,1.8	089	440

CONVERSION GUIDE-INCHES to MILLIMETERS

FRACTIONS	DECIMAL	METRIC	FRACTIONS	DECIMAL	METRIC
Inches	Inches	Millimeters	Inches	Inches	Millimeters
1/64	.015625	.39688	35/64	.546875	13.89062
1/32	.03125	.79375	9/16	.5625	14.28750
3/64	.046875	1.19062	37/64	.578125	14.68437
1/16	.0625	1.56750	19/32	.59375	15.08125
5/64	.078125	1.98437	39/64	.609375	15.47812
3/32	.09375	2.3125	5/6	.625	15.87500
7/64	.109375	2.77812	41/64	.640625	18.27187
1/8	.125	3.1750	21/32	.65625	16.66878
9/64	.140625	3.57187	43/64	.671875	17.06562
5/32	.15625	3.96875	11/16	.6875	17.46250
11/64	.171875	4.36562	45/64	.703125	17.65937
3/16	.1875	4.78250	23/32	.71875	18.25625
13/64	.203125	5.15937	47/64	.734375	18.69312
7/32	.21875	5.56825	3/4	.750	19.05000
15/64	.234375	5.95312	49/64	.765625	19.44687
1/4	.250	6.35000	25/32	.78125	19.84375
17/64	.265625	6.74687	51/64	.796875	20.24062
9/32	.28125	7.14375	13/16	.8125	20.63750
19/64	.296875	7.54062	53/64	.828125	21.03437
5/16	.3125	7.93750	27/32	.84375	21.43125
21/64	.328125	9.33437	55/64	.859375	21.82812
11/32	.34375	8.73125	7/8	.875	22.22500
23./64	.359375	9.12812	57/64	.890625	22.62187
3/8	.375	9.52500	29/32	.90625	23.02875
25/64	.390625	9.92187	59/64	.921875	23.41562
13/32	.40625	10.31875	15/16	.9375	23.61256
27/64	.421875	10.71562	61/64	.953125	24.20937
7/18	.4375	11.11250	31/32	.96875	24.66825
29/64	.453125	11.50937	63/64	.984375	25.00312
15/32	.46675	11.90625	1	1.00	25.40000
31/64	.484375	12.30312	Conversion Multiplier		
1/2	.500	12.70000			
33/64	.515625	13.09687	Inches to MM.....X inches by 25.40		
17/32	.53125	13.49375	MM to Inches.....Divide MM by 25.40		

Engine Conversion Guide

Cylinders	Cubic Inches	Liters	Cylinders	Cubic Inches	Liters
AMC / JEEP			GENERAL MOTORS		
L-4	150"	2.5L	L-4	98"	1.6L
L-6	232"	3.8L	L-4	112"	1.8L
L-6	242"	4.0L	L-4	122"	2.0L
L-6	258"	4.2L	L-4	134"	2.2L
V-6	173"	2.8L	L-4	138"	2.3L
V-8	304"	5.0L	L-4	140"	2.3L
V-8	350"	5.7L	L-4	151"	2.5L
V-8	360"	5.9L	L-6	250"	4.1L
V-8	401"	6.6L	L-6	292"	4.8L
CHRYSLER			V-6	173"	2.8L
L-4	105"	1.7L	V-6	181"	3.0L
L-4	135"	2.2L	V-6	189"	3.1L
L-4	153"	2.5L	V-6	196"	3.2L
L-4	156"	2.6L	V-6	200"	3.3L
L-6	181"	3.0L	V-6	204"	3.3L
V-6	201"	3.3L	V-6	207"	3.4L
V-6	213"	3.5L	V-6	229"	3.8L
CUMMINS			V-6	231"	3.8L
L-4	239"	3.9L	V-6	252"	4.1L
FORD			V-6	262"	4.3L
L-4	122"	2.0L	V-8	252"	4.1L
L-4	140"	2.3L	V-8	260"	4.3L
L-4	153"	2.5L	V-8	262"	4.3L
L-6	170"	2.8L	V-8	265"	4.3L
L-6	200"	3.3L	V-8	267"	4.4L
L-6	240"	3.9L	V-8	283"	4.6L
L-6	250"	4.1L	V-8	300"	4.9L
V-6	255"	4.2L	V-8	301"	4.9L
L-6	300"	4.9L	V-8	305"	5.0L
V-6	171"	2.8L	V-8	307"	5.0L
V-6	177"	2.9L	V-8	326"	5.3L
V-6	183"	3.0L	V-8	340"	5.6L
V-6	245"	4.0L	V-8	350"	5.7L
V-6	232"	3.8L	V-8	368"	6.0L
V-8	255"	4.2L	V-8	379"	6.2L
V-8	280"	4.6L	V-8	389"	6.4L
V-8	289"	4.7L	V-8	396"	6.5L
V-8	302"	5.0L	V-8	400"	6.6L
V-8	329"	5.4L	V-8	402"	6.6L
V-8	351"	5.8L	V-8	403"	6.6L
V-8	352"	5.8L	V-8	421"	6.9L
V-8	360"	5.9L	V-8	425"	7.0L
V-8	390"	6.4L	V-8	427"	7.0L
V-8	400"	6.6L	V-8	428"	7.0L
V-10	415"	6.8L	V-8	454"	7.4L
V-8	427"	7.0L	V-8	455"	7.4L
V-8	428"	7.0L	V-8	472"	7.7L
V-8	429"	7.0L	V-8	500"	8.2L
V-8	460"	7.5L			
For any engine not listed, use conversion multipliers: Cubic Inches to Liters X Cubic Inches by (.016395) Liters to Cubic Inches X Liters by (61.025)					

TECHNICAL MANUALS

IMPORTS

Description	Year	Part #
Acura Integra (Hydraulic Control) (CA)	86~90	TMACURA-IH
Acura Legend (4 SPD) (Hydraulic Control) (GA)	86~87	TMACURA-LH
Acura Legend (4 SPD) (Computer Control) (LA)	87~90	TMACURA-L5
Acura Integra (Computer Control) (RO)	90~Up	TMACURA-I
Acura Legend (MPYA)	92~Up	TMACURA-L91
Acura Vigor (MPWA / M1WA)	92~Up	TMACURA-VIG
Honda (2 Speed)	73~79	TMHON2
Honda (4 Speed) (Carbureted) (Prelude) (AS)	84~87	TMHONDA-4CA
Honda (4 Speed) (Fuel Injection) (F4)	85~89	TMHONDA-4FI
Honda (4 Speed) (Computer Control) (Prelude)	88~89	TMHONK4
Honda (3 Shaft) (Computer Control) (PX4B)	90~Up	TMHONDAPX4B
Honda (3 Shaft) (Hydraulic Control) (M24A)	92~Up	TMHONDA24A
Honda (M6HA / BAXA)	98~Up	TMHONBAXA
Isuzu (30-80LE) (Trooper, Rodeo) (A340)	88~91	TM30-80LE
Isuzu (JR403E) (Chevrolet & Tiltmaster Trucks)	88~Up	TMJR403E
Mazda (F3A) *CD Only		TMKF100
Mazda (JF506E) (Overhaul & Repair)		TMJF506E
Mazda (JF506E) (All) (Update Handbook)		TMJF506EUP
Mazda (4 Speed) (N4A-EL)	88~Up	TMN4AEL
Mercedes (722.0 / 722.1 / 722.2)	70~82	TM722.E
Mercedes (722.3 / 722.4) (4 Speed)	81~97	TM722.L
Mercedes (722.5) (5 Speed)	90~97	TM722.5
Mercedes (722.6) (5 Speed) (Without Video)	96~Up	TM722.6
Mercedes (722.6) (5 Speed) (With Video) (DVD)	96~Up	TM722.6DVD
Mitsubishi (KM171) (3 Speed)	79~Up	TMKM171
Mitsubishi (KM175) (4 Speed)	85~Up	TMKM175
Mitsubishi (KM177) (4 Speed)	88~Up	TMKM177
Mitsubishi (F4A3 / W4A3) (4 Speed)	88~Up	TMN4AEL
Nissan (L3N71B) (3 Speed)		TML3N71B
Nissan (L4N71B) (4 Speed)	86~Up	TML4N71B
Nissan (RE4R01A) (Electronic)	88~Up	TMRE4R01A
Nissan (RL4R01A) (Hydraulic)	88~Up	TMRL4R01A
Nissan (RL3F01A)	82~90	TMRL3F01A
Nissan (RL4F02A)	85~92	TMRL4F02A
Nissan (RE4F02A)	89~93	TMRE4F02A
Nissan (RL4F03A / RE4F03A)	90~93	TMRL4F03A
Nissan (RE4F04A)	92~Up	TMRE4F04A
Nissan (RE5R05A) (5 Speed)	02~Up	TMRE5R05A
GEO, Storm, Prism (JF403E) *CD Only	90~Up	TMJF403E

TECHNICAL MANUALS

IMPORTS

Description	Year	Part #
Renault (MB1 / MJ3) *CD Only		TMMB1-MJ3
Subaru (3 Speed) (M41)	75~89	TMSUBARU-3
Subaru (4 Speed) (EC8)	87~Up	TMSUBARU-4
Toyota (A40 Series) (A40-41) (A40D-43DE)	87~98	TMA40D
Toyota (A55) Tercel *CD Only		TMA55
Toyota (A140)	83~Up	TMA140
Toyota (A130) *CD Only		TMA130CD
Toyota (A240) *CD Only		TMA240CD
Toyota (A340) *CD Only		TMA340CD
Toyota (A440F / A442F) *CD Only		TMA440FCD
Toyota (A540)	88~Up	TMA540E
VW Passat (095 / 096 / 097 / 098)	90~Up	TM096-097
(01M) Tech Diagnostic Guide		TM01MTDG
(09G) (AWTF60-SN)		TM09G/TF60SN
(09G) (AWTF60-SN) Tech Diagnostic Guide		TM09GTDG
(09D) (AWTR60-SN)	03~Up	TM09D/TR60SN
(ZF5HP18) Repair Manual	91~Up	TMZF5HP18
(ZF5HP19) Tech Manual (BMW)	95~Up	TMZF5HP19
(ZF5HP19) (BMW) Function Description	97~04	TMZF5HP19FD
(ZF5HP19) Valve Body Manual		TMZF5HP19VB
(ZF5HP19FL / FLA) (Audi / VW) (FWD)	95~Up	TMZF5HP19FL
(ZF5HP19FL / FLA) (Audi) (Func. Description)	94~Up	TMZF5HP19FLFD
(ZF4HP22) Tech Manual	85~Up	TMZF4HP22
(ZF5HP24) Tech Manual	95~Up	TMZF5HP24
(ZF5HP30) Tech Manual	91~Up	TMZF5HP30
(ZF6HP26) Tech Diagnostic Guide		TMZF6HP26TDG

NEW FROM TRANSGO®

Honda-LK

Lube Correction Kit-Fixes up to 6 transmissions.

Corrects/Prevents/Reduces:

Repeated Hot Trip Converter Blues. (Severe Converter Overheating)

Fits: The following Transmissions Only:

-Acura:

CL V6 Only: 98-03 M7ZA, BGFA, MGFA
3.2TL & TL: 99-09 B7VA, M7WA, B7WA, BDGA, BDHA
MDX: 01-09 MGHA, BGHA, MDKA, BDKA, BYFA.
RL: 05-08 MJBA

-Honda:

Accord V6 Only: 99-09 B7XA, BAYA, MAYA, B97A
Odyssey V6 Only: 99-09 B7TA, B7YA, BYBA, BGRA,
PGRA, P36A B36A
Pilot: 03-09 BVGA, PVLA, PVGA, P35A, P34A
Ridgeline: 06-09 BJFA, MJFA, PSFA

-Saturn: Vue: 04-07-MDRA, MDPA



Honda-LK2

Lube Correction Kit-Fixes up to 6 transmissions.

Corrects/Prevents/Reduces:

Repeated Hot Trip Converter Blues. (Severe Converter Overheating)


Fits: The following Transmissions Only:

-Acura:

CL 4Cyl: 97-99 A6VA, B6VA
RSX 4Cyl: 02-06 MRMA
TSX 4Cyl: 04-09 MCTA, MM7A

-Honda:

Accord V6: 95-97 MPZA
Accord 4 Cyl: 94-09 MPOA, AOYA, BOYA, BAXA,
MCLA, BCLA, M91A, B90A, MAXA
Odyssey 4 Cyl: 95-98 MPJA, MDWA
CRV: 97-09 M4TA, MDLA, MDMA, MRVA,
MCVA, MKZA, MKYA, GPPA, GPLA,
MZHA, MCJA, BZHA, BZJA
Civic: 96-09 A4RA, B4RA, B46A, M4RA,
BDRA, S4RA, BMXA, SLXA, SPCA
Element: 03-09 BZNA, BZKA, MZKA, MNZA



"It just ain't FIXED without it!"

TRANSGO®

Product Support
626-443-7451



ONLY ONE COMPANY has received multiple ENDORSEMENTS, RECOMMENDATIONS AND APPROVALS BY OEM'S.

Reduces Heat | Prevents Oxidation | Non-ash Formula | Eliminates Harsh Shifts | Extends Fluid Life | Prevents Comebacks



Call Oklahoma Transmission Supply toll free (800) 288-3668 for your free copy of the LUBE-GARD 8th Edition ATF Conversion and Refill Chart, the industry's most comprehensive ATF source and the #1 voted Top Shop Tool for 13 years in a row.



©2012 International Lubricants, Inc. All rights reserved.